
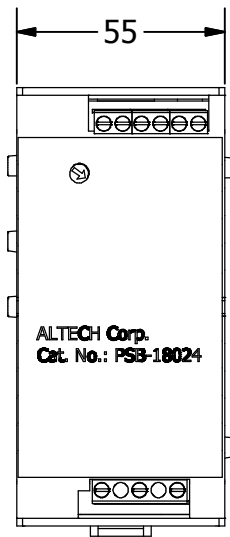
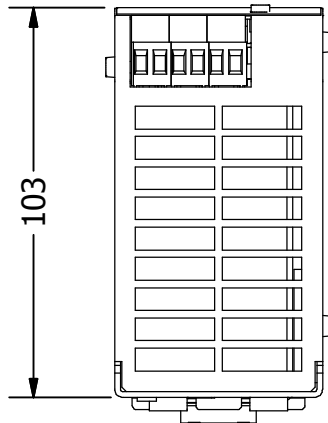
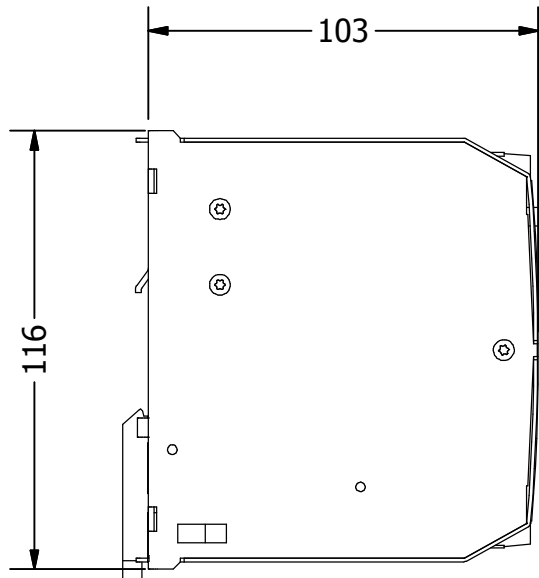


REVISION FOR DWG #

REV	CH.NO.	DESCRIPTION	DATE	REVISED BY
-	-	ORIGINAL DESIGN	June 13, 2012	ROMAN G



UNLESS OTHERWISE SPECIFIED:
 • ALL DIMENSIONS ARE IN MILLIMETERS
 • THIRD ANGLE PROJECTION



This Drawing is the property of
Altech Corp.

35 Royal Road
 Flemington, NJ 08822-6000
 (908) 806-9400
 Fax (908) 806-9490

METRIC

TOLERANCE		±MM
XX	=	±0.5
XX.X	=	±0.2
XX.XX	=	±0.1
ALL	=	±0.1

AND IS A CONFIDENTIAL DISCLOSURE WITHOUT CONSIDERATION OTHER THAN THE BORROWER'S AGREEMENT THAT IT SHALL NOT BE REPRODUCED, COPIED, LENT OR DISPOSED OF DIRECTLY OR INDIRECTLY NOR USED FOR ANY PURPOSE OTHER THAN THAT FOR WHICH IT IS SPECIFICALLY FURNISHED.

TITEL PSB-18024 two phase power supply; 180W, 24VDC, 7.5A

DRAWN BY: Roman G	June 13, 2012	DRAWING NO.:	REV.:
CHECKED BY: Laszlo Gyorgypal	June 13, 2012	20-PSB-18024	
RELEASED BY: Laszlo Gyorgypal	June 13, 2012	SCALE: -	SHEET: 1 OF: 1