

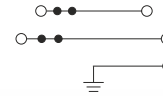
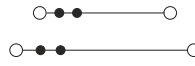


# CY SERIES

## SCREW TERMINAL BLOCKS

## Multi-Level Feed-Through Terminal Blocks

### CYDLF4FT

### CYDLGF4FT



## HIGHLIGHTS

### FEATURES

- **CYDLF4FT:** 2 independent Feed-Through Terminals
- **CYDLGF4FT** 2 independent Feed-Through Terminals + Grounding Terminal
- 6mm wide compact design
- 2x2 internal jumper channels
- **Same Profile** as CYDLF Fuse Block and CYDLK Disconnect Block allows jumpering to both Fuse and Disconnect Terminals

### APPLICATIONS

- Tight Space Wiring Applications
- Combined Fuse & Disconnect Projects with limited DIN Rail Space

### Dimensions & Weight

	CYDLF4FT	CYDLGF4FT
Width	6 mm	6 mm
Length	94.5 mm	94.5 mm
Height w DIN Rail	35 x 7.5 mm 35 x 15 mm	90.9 mm 98.4 mm
Weight per piece	25.2 g	31.8 g

### Technical Data/Ratings

Approvals				
Wire Size (solid / stranded)	24-10 AWG	0.2-4 mm <sup>2</sup>	24-10 AWG	0.2-4 mm <sup>2</sup>
Voltage Rating	300 V	1000V AC/DC	300 V	1000V AC/DC
Current Rating Feed Thru (Top)	30 A	30 A	30 A	30 A
Current Rating Feed Thru (Bottom)	30 A	30 A	30 A	30 A
Torque	4.5 lb-in	0.5 Nm	4.5 lb-in	0.5 Nm
Insulation Material	Polyamide 66		Polyamide 66	

### Installation Instructions

Wire Stripping Length	9 mm	9 mm
Screwdriver	Flat Head 0.6 x 3.5 mm	Flat Head 0.6 x 3.5 mm

### Terminal Blocks

	Cat. No.	Std. Pk.	Cat. No.	Std. Pk.
<b>Grey (standard)</b>	<b>CYDLF4FT</b>	50	<b>CYDLGF4FT</b>	50
Blue BU	CYDLF4FTBU	50	CYDLGF4FT/BU	50
Black BL	CYDLF4FT/BL	50	CYDLGF4FT/BL	50

### Accessories

	Cat. No.	Std. Pk.	Cat. No.	Std. Pk.
DIN Rail	2511120	20	2511120	20
	CA701-15/S	20	CA701-15/S	20
End Stop	CA702	50	CA702	50
	CA802	50	CA802	50
	CA202	50	CA202	50
Shorting Link/ Jumpers	JX4/2	100	JX4/2	100
	JX4/3	50	JX4/3	50
	JX4/4	50	JX4/4	50
	—	—	—	—
	—	—	—	—
	—	—	—	—
	JX4/8	10	JX4/8	10
	JX4/10	10	JX4/10	10
	JX4/16	10	JX4/16	10
Marking Tag	MT6	1 Pk. (100 tags)	MT6	1 Pk. (100 tags)
Warning Label	WLX4	1 Pk. (100 tags)	WLX4	1 Pk. (100 tags)

Additional colors available.

