

# CY SERIES

SCREW TERMINAL BLOCKS

Multi-Level Fuse Blocks, 5 x 20mm + Feed Through

## HIGHLIGHTS

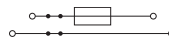

### FEATURES

- **Top Level** fuse link for 5x20mm fuse types
- **Bottom Level** Feed-Through Terminal 30A
- 6mm wide compact design
- 2 internal jumper channels on each level
- **CYDLF4L** version with LED for blown fuse indication
- Blocks can be used in AC & DC applications

### APPLICATIONS

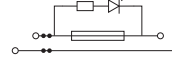

- Tight Space Fuse applications
- No need for additional Feed-Through Terminal
- Control Systems with fuse applications

### CYDLF4



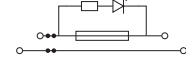

Top: Fuse Block, 5x20mm  
Bottom: Feed Through Terminal  
2x2 Jumper Channels

### CYDLF4L6-60V



Top: Fuse Block, 5x20mm, LED  
Bottom: Feed Through Terminal  
2x2 Jumper Channels

### CYDLF4L110-240V



Top: Fuse Block, 5x20mm, LED  
Bottom: Feed Through Terminal  
2x2 Jumper Channels

### Dimensions & Weight

	CYDLF4	CYDLF4L6-60V	CYDLF4L110-240V
Width	6 mm	6 mm	6 mm
Length	94.5 mm	94.5 mm	94.5 mm
Height w DIN Rail	35 x 7.5 mm 35 x 15 mm	90.9 mm 98.4 mm	90.9 mm 98.4 mm
Weight per piece	30.0 g	31.0 g	31.0 g

### Technical Data/Ratings

	CYDLF4	CYDLF4L6-60V	CYDLF4L110-240V
Approvals			
Wire Size (solid / stranded)	24-10 AWG / 0.2-4 mm <sup>2</sup>	24-10 AWG / 0.2-4 mm <sup>2</sup>	24-10 AWG / 0.2-4 mm <sup>2</sup>
Voltage Rating	300 V / 1000V AC/DC	300 V / 1000V AC/DC	300 V / 500V AC/DC
Current Rating Fuse (Top)	10 A	10 A	10 A
Current Rating Feed Thru (Bottom)	30 A	30 A	30 A
Torque	4.5 lb-in / 0.5 Nm	4.5 lb-in / 0.5 Nm	4.5 lb-in / 0.5 Nm
Insulation Material	Polyamide 66	Polyamide 66	Polyamide 66

### Fuse Specifications

	CYDLF4	CYDLF4L6-60V	CYDLF4L110-240V
Fuse Type	5x20 / 5x25 mm	5x20 / 5x25 mm	5x20 / 5x25 mm
LED Indicator Voltage	-	6-60V AC/DC	110-240V AC/DC

### Installation Instructions

	CYDLF4	CYDLF4L6-60V	CYDLF4L110-240V
Wire Stripping Length	9 mm	9 mm	9 mm
Screwdriver	Flat Head 0.6 x 3.5 mm	Flat Head 0.6 x 3.5 mm	Flat Head 0.6 x 3.5 mm


### Terminal Blocks

	Cat. No.	Std. Pk.	Cat. No.	Std. Pk.	Cat. No.	Std. Pk.
Grey (standard)	<b>CYDLF4</b>	50	<b>CYDLF4L6-60L</b>	50	<b>CYDLF4L110-240V</b>	50
Blue BU	CYDLF4/BU	50	CYDLF4L6-60L/BU	50	CYDLF4L110-240V/BU	50
Black BL	CYDLF4/BL	50	CYDLF4L6-60L/BL	50	CYDLF4L110-240V/BL	50

### Accessories

	Cat. No.	Std. Pk.	Cat. No.	Std. Pk.	Cat. No.	Std. Pk.
DIN Rail	2511120 CA701-15/S	20 20	2511120 CA701-15/S	20 20	2511120 CA701-15/S	20 20
End Stop	CA702 CA802 CA202	50 50 50	CA702 CA802 CA202	50 50 50	CA702 CA802 CA202	50 50 50
Shorting Link/ Jumpers	2 pole JX4/2 3 pole JX4/3 4 pole JX4/4 5 pole - 6 pole - 7 pole - 8 pole JX4/8 10 pole JX4/10 16 pole JX4/16	100 50 50 - - - 10 10 10	JX4/2 JX4/3 JX4/4 - - - JX4/8 JX4/10 JX4/16	100 50 50 - - - 10 10 10	JX4/2 JX4/3 JX4/4 - - - JX4/8 JX4/10 JX4/16	100 50 50 - - - 10 10 10
Marking Tag Warning Label	MT6 WLX4	1 Pk. (100 tags) 1 Pk. (100 tags)	MT6 WLX4	1 Pk. (100 tags) 1 Pk. (100 tags)	MT6 WLX4	1 Pk. (100 tags) 1 Pk. (100 tags)

Additional colors available.



CYDLGF4 assembly with ground