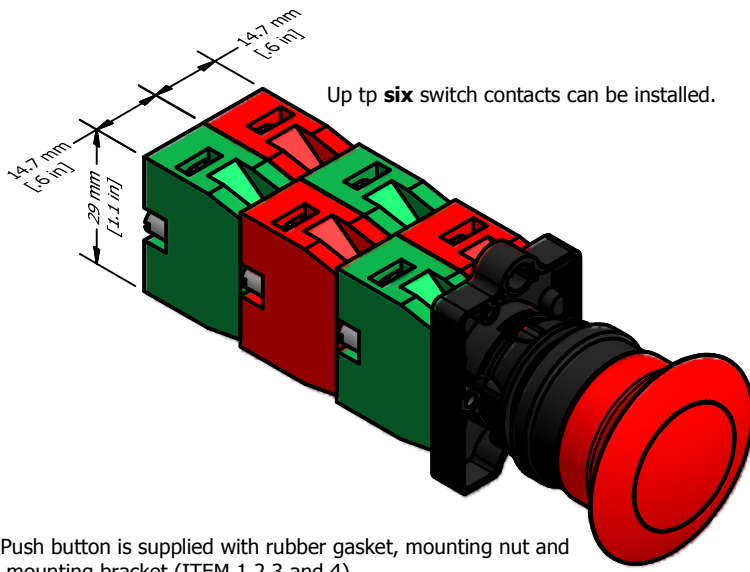
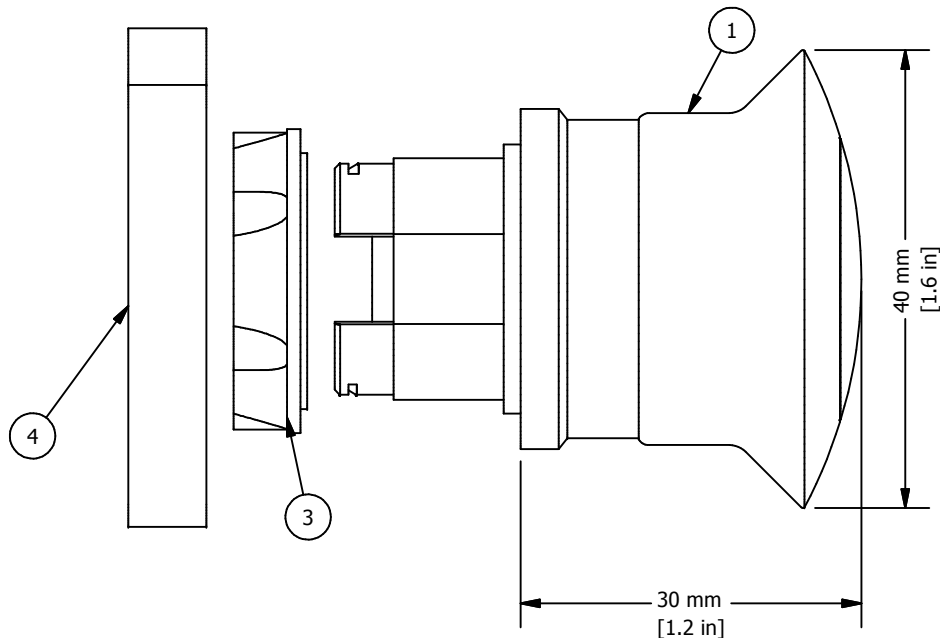
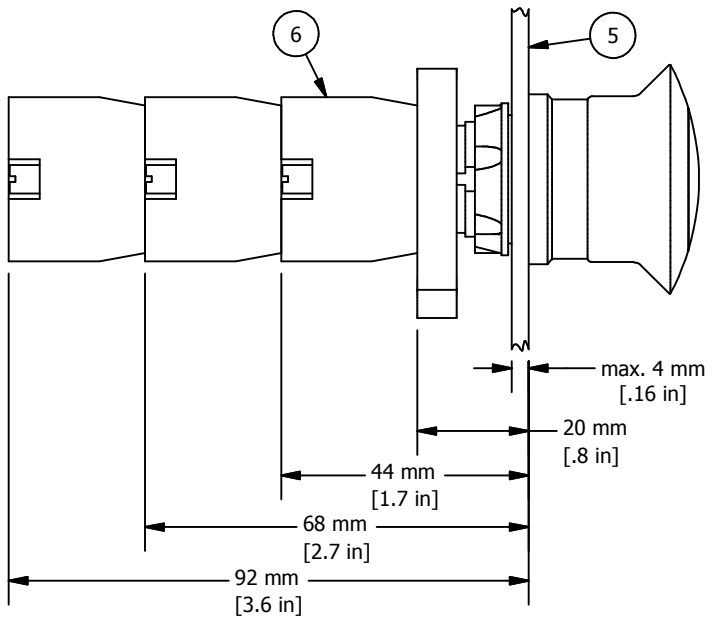


REVISION FOR DWG # 1PB-P2AM4

REV	CH.NO.	DESCRIPTION	DATE	REVISED BY
-	-	ORIGINAL DESIGN	11/5/2007	PHILIPP E.



* = Push button is supplied with rubber gasket, mounting nut and mounting bracket (ITEM 1,2,3 and 4)
 ** = Switch Contacts must be ordered separately

ITEM	DESCRIPTION	CAT. NO.	COLOR	MIN. QTY.	MAX. QTY.
1*	Mushroom, 40 mm Momentary	P2AM4	Red	1	1
2*	Rubber Gasket	2PRG1	Black	1	1
3*	Mounting Nut	P2MN	Black	1	1
4*	Mounting Bracket	P2BRK	Black	1	1
5	Panel	-	-	-	-
5**	Switch Contacts	S1	Green	1	6
		S2	Red	1	6
		S3	Green/Gray	1	6
		S4	Red/Gray	1	6

UNLESS OTHERWISE SPECIFIED:
 • ALL DIMENSIONS ARE IN MILLIMETERS
 • THIRD ANGLE PROJECTION

TOLERANCE		
XX	=	±1 mm
XX.X	=	±0.5 mm
XX.XX	=	±0.2 mm
ALL	=	- mm

This Drawing is the property of
Altech Corp.
 35 Royal Road
 Flemington, NJ 08822-6000
 (908) 806-9400
 Fax (908) 806-9490

AND IS A CONFIDENTIAL DISCLOSURE LENT WITHOUT CONSIDERATION OTHER THAN THE BORROWER'S AGREEMENT THAT IT SHALL NOT BE REPRODUCED, COPIED, LENT OR DISPOSED OF DIRECTLY OR INDIRECTLY NOR USED FOR ANY PURPOSE OTHER THAN THAT FOR WHICH IT IS SPECIFICALLY FURNISHED.

TITEL **22 mm Thermoplastic Enclosure Mushroom Momentary Operator P2AM4**

DRAWN BY: Philipp Ernstberger	11/5/2007	DRAWING NO.:	1PB-P2AM4	REV.:	-
CHECKED BY: Laszlo Gyorgypal	11/5/2007	SCALE:	-	SHEET:	1 OF: 1
RELEASED BY: Laszlo Gyorgypal	11/5/2007				