

GFL Series - 2 Pole, C Trip, 100 mA 10kA UL489 Listed Branch Circuit Breaker with Equipment Ground Fault Protection (RCBO)

The GFL Series range is a combined Branch Circuit Breaker and Equipment Ground Fault Protector, featuring dual pole switching (live disconnect) and designed to provide protection against short circuits, overloads, AC ground faults (residual current faults) as well as pulsating DC ground faults.

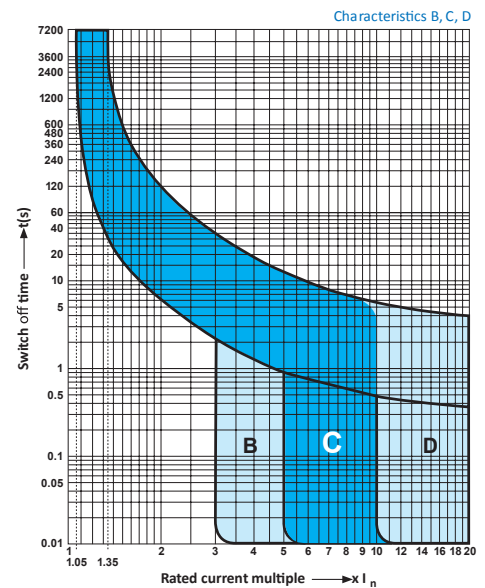


Ordering Information

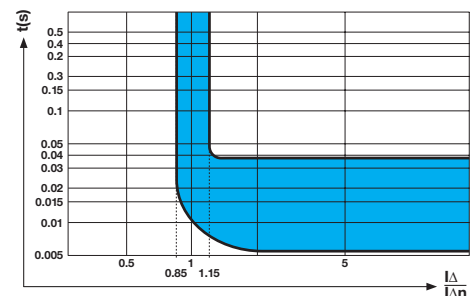
Rated Current	Type/ Cat. No.	Rated Voltage
5.0A	GFL2C05100S	120/240V AC
6.0A	GFL2C06100S	120/240V AC
8.0A	GFL2C08100S	120/240V AC
10A	GFL2C10100S	120/240V AC
12A	GFL2C12100S	120/240V AC
13A	GFL2C13100S	120/240V AC
15A	GFL2C15100S	120/240V AC
16A	GFL2C16100S	120/240V AC
20A	GFL2C20100S	120/240V AC
25A	GFL2C25100S	120/240V AC
30A	GFL2C30100S	120/240V AC
32A	GFL2C32100S	120/240V AC
35A	GFL2C35100S	120/240V AC
40A	GFL2C40100S	120/240V AC

UL 489
Branch Circuit Breaker
with Ground Fault Relay

GFL Series RCBO Overload Trip Curves



GFL Series RCBO Ground Fault Trip Curve

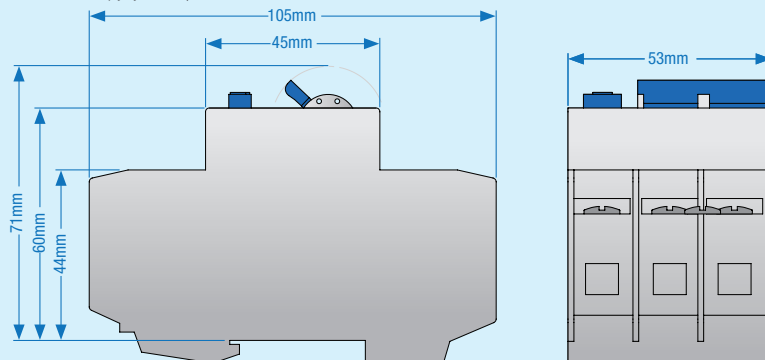


Technical Specification

Number of Poles	2
Voltage Rating (maximum)	120/240V AC
Ground Fault Sensitivity Level	100 mA
Rated Short Circuit Interrupt Capacity	10 kA
Rated Frequency	50/60Hz
Trip Characteristic	C
Cable Size & Tightening Torque	Stranded Wire: 16 - 3 AWG (1.5 mm ² - 25 mm ²) @ 17.5 lb-in (2.0 Nm) Solid Wire: 16 - 10 AWG (1.5 mm ² - 5.5 mm ²) @ 17.5 lb-in (2.0 Nm) 18 - 16 AWG (1 mm ² - 1.5 mm ²) @ 25 lb-in (2.8 Nm)
Electrical Life	6000 Switching Operations
Mechanical Life	10000 Switching Operations

Dimensions

(to convert to inches multiply by 0.03937)



Weight

328 g

Applicable voltage system
and wiring example.



GFL...S (no N)