

**DC - 3 WIRE – GL SERIES
VERSA PROX LIMIT STYLE**
Polyamide (PA 6.6) Housing
10-60V DC, 400mA
3 LEDs for Operating Voltage,
Output Energized, and
Set-up aid

- 17 rotatable sensing head positions
- Programmable NO/NC outputs
- Rugged Housing
- Snap-together construction
- Separable mounting base
- Carries C_E mark

- IEC (529) IP67 (NEMA 1, 3, 4, 6, 12, 13) Protection
- Short Circuit Protection
- Overload Protection
- Reverse Polarity Protection
- Wire Break Resistance
- Temperature Range: -25 to 70°C (-13 to 158°F)

Sensing Distance	Flush Mount	Non-Flush Mount
	20mm (.79 in.)	40mm (1.57 in.)
Cable or Connector Style Cat. No.	Screw Terminal	Screw Terminal
PNP (Programmable NO/NC)	9883-3033	9883-3233
NPN (Programmable NO/NC)	9883-3333	9883-3533
Ripple Voltage	≤10%	≤10%
Voltage Range	10V-60V	10V - 60V
Supply Current	≤15 mA	≤15 mA
Max. Load Current	400 mA	400 mA
Voltage Drop Across Sensor	≤2.4V	≤2.4V
Max. Leakage Current	≤10 μA	≤10 μA
Switching Frequency	150 Hz	70 Hz
Hysteresis	≤20%	≤20%
Temperature Drift	≤10%	≤10%
Repeatability	1.0mm (.04 in.)	2.0mm (.079 in.)

Metric/in. Conversion Table

3.0 mm = .11 in.	41 mm = 1.61 in.
5.0 mm = .20 in.	60 mm = 2.36 in.
7.0 mm = .27 in.	121 mm = 4.76 in.

This table converts millimeters to inches in reference to the illustrations included on these pages

Accessories

2 meter (6 ft. 6 in.) DC Cable Assemblies for Quick Disconnect Sensors

65 Connector	8000-5110	PVC, Straight
65 Connector	8000-5120	PVC, Right Angle
65 Connector	8000-5150	PVC, Right Angle, 2LED, NPN
65 Connector	8000-5160	PVC, Right Angle, 2LED, PNP

Change last digit of connector number to 5 for 5 meter cable

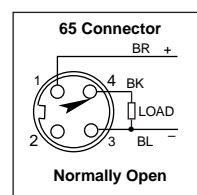
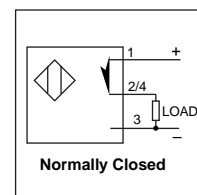
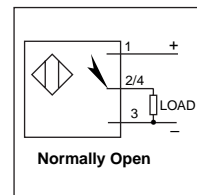
Refer to pages 116-121 for more cable information

Mounting Brackets – see Pages 114-115

Wiring Diagrams

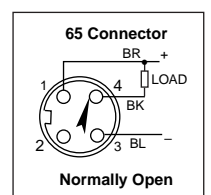
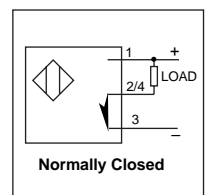
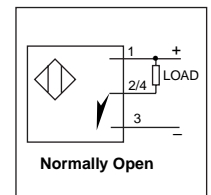
Note: Wire colors are applicable on cables purchased from Altech

PNP



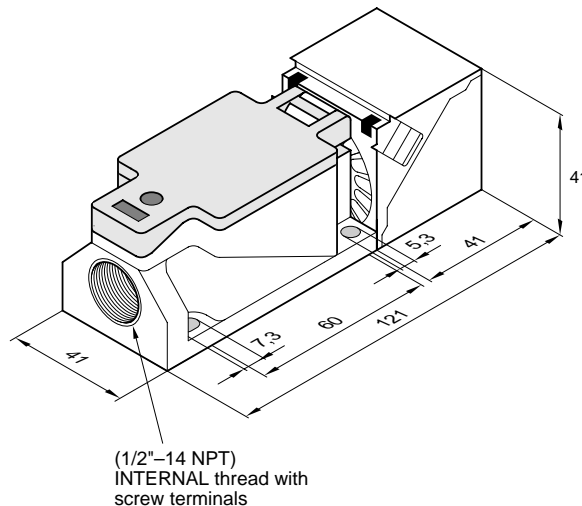
Use same PIN numbers for Normally Closed output

NPN



Use same PIN numbers for Normally Closed output

Note: Sensor dimensions in mm.



Screw Terminals

Screw terminals are located internally in housing for wire connections

Alternative Connector Style

65 Style Connector –
4-pin Micro style, 12mm (.47 in.).

Flush		Non-Flush	
PNP	NPN	PNP	NPN
9883-3065	9883-3365	9883-3265	9883-3565

