

PLUGGABLE PRINTED CIRCUIT US Pin Spacing^a Pin Headers

STL(Z)130, STL(Z)132 Straight and STL(Z)140 Right Angle Pin Headers are used with the highly cost effective Tubular Screw Clamp Plugs, Type AK(Z)130 and AK(Z)132, in lighter duty applications where infrequent wire to board connections must be made. Type STL(Z)132 features a reduced pin diameter of 1.0mm (.0394") on the soldering side.

Open Pin Headers are supplied in strips up to 6 poles. The Pin Header strip features breakaway construction that eliminates cutting or sawing.

- Straight and Right Angle
- Strip Material: Polyamide 6.6
- Standard Color: Gray

^aBlocks with metric pin spacing begin on page 132.



STL(Z)130
Straight Pin Header



STL(Z)140
Right Angle Pin Header^b

Pin Spacing 5mm (.197)^c

Use with AK(Z)130, AK(Z)132 Plugs^b



Smaller pin diameter for 1.0mm (.0394") through-holes



STL(Z)132
Straight Pin Header

Pin Spacing 5mm (.197)^d

Use with AK(Z)130, AK(Z)132 Plugs

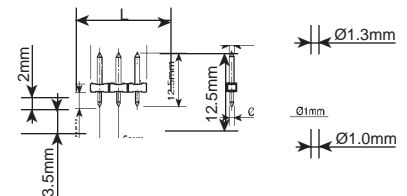
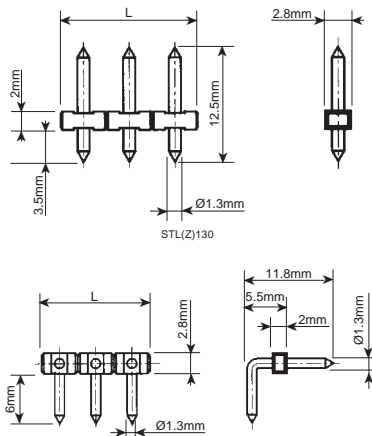
Ratings
IEC/VDE
 (File No. E101811)
 (File No. LR68503)

Current	Voltage
10A	250V
10A ^e	300V ^e
10A ^e	300V ^e

Current	Voltage
10A	250V
10A ^e	300V ^e
10A ^e	300V ^e

Ordering Information		No. of Poles	Type	Cat. No.	Length L mm (in.)	Std. Pk.	Type	Cat. No.	Length L mm (in.)	Std. Pk.
Straight Pin Header, US (Inch) Pin Spacing		2	STL(Z)130/2	30.352	10.00 (.39)	100	STL(Z)132/2	32.502	10.00 (.39)	100
		3	STL(Z)130/3	30.353	15.00 (.59)	100	STL(Z)132/3	32.503	15.00 (.59)	100
		4	STL(Z)130/4	30.354	20.00 (.79)	50	STL(Z)132/4	32.504	20.00 (.79)	50
		5	STL(Z)130/5	30.355	25.00 (.99)	50	STL(Z)132/5	32.505	25.00 (.99)	50
		6	STL(Z)130/6	30.356	30.00 (1.18)	50	STL(Z)132/6	32.506	30.00 (1.18)	50
Right Angle Pin Header, US (Inch) Pin Spacing		2	STL(Z)140/2	30.472	10.00 (.39)	100				
		3	STL(Z)140/3	30.473	15.00 (.59)	100				
		4	STL(Z)140/4	30.474	20.00 (.79)	50				
		5	STL(Z)140/5	30.475	25.00 (.99)	50				
		6	STL(Z)140/6	30.476	30.00 (1.18)	50				

Dimensions			
mm	in.	mm	in.
1.00	0.039	5.50	0.217
1.30	0.051	6.00	0.236
2.00	0.079	11.80	0.465
2.80	0.110	12.50	0.492
3.50	0.138		



^bTo insure proper pin positioning, install header into AK(Z)130 or AK(Z)132 Plug before soldering into board.

^cAppropriate for use in US (inch) pin spacings up to the number of poles shown providing minimum PC Board Hole Size is 1.5mm(.059 in.)

^dAppropriate for use in US (inch) pin spacings up to the number of poles shown providing minimum PC Board Hole Size is 1.5mm(.059 in.)

^ePending, STL(Z)140 and STL(Z)132