

V-EA-Series - UL508 Manual Motor Controller - 2 pole Z-Trip



Two Pole

Standard Pack: 6

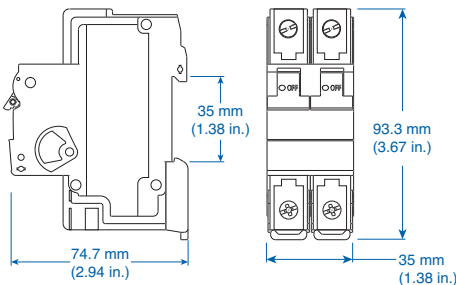
Weight:

0.3A - 32A

1.8kg (3.97 lb.)

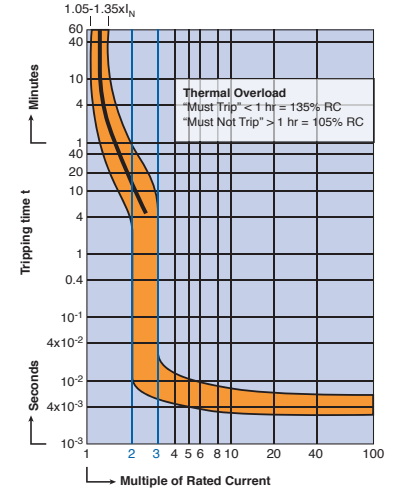
40A - 63A

1.98kg (4.37 lb.)

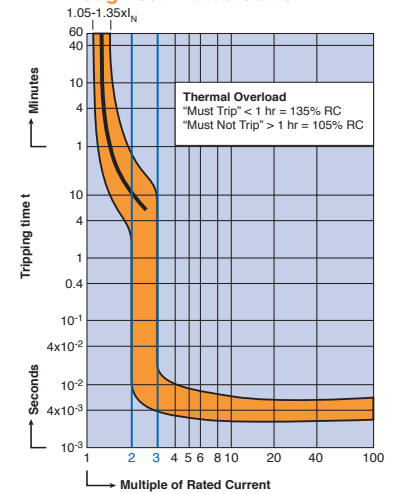


Rated Current	Type/ Cat. No.	Approvals
0.3A	2Z03UM	UL, CE
0.5A	2Z05UM	UL, CE
0.75A	2Z075UM	UL, CE
0.8A	NA	
1.0A	2Z1UM	UL, CE
1.6A	2Z1.6UM	UL, CE
2.0A	2Z2UM	UL, CE
2.5A	2Z2.5UM	UL, CE
3.0A	2Z3UM	UL, CE
3.5A	2Z3.5UM	UL, CE
4.0A	2Z4UM	UL, CE
5.0A	2Z5UM	UL, CE
6.0A	2Z6UM	UL, CE
8.0A	2Z8UM	UL, CE
10A	2Z10UM	UL, CE
12A	2Z12UM	UL, CE
13A	2Z13UM	UL, CE
15A	2Z15UM	UL, CE
16A	2Z16UM	UL, CE
20A	2Z20UM	UL, CE
25A	2Z25UM	UL, CE
30A	2Z30UM	UL, CE
32A	2Z32UM	UL, CE
40A	2Z40UM	UL, CE
50A	2Z50UM	UL, CE

V-EA-Z Trip 0.3A Through 10A Rated Current



V-EA-Z Trip 12A Through 50A Rated Current



Voltage Rating	480Y/277VAC 0.3-25A: 1 pole - 42VDC; 2 Pole - 80VDC 30-60A: 1 pole - 24VDC; 2 Pole - 60VDC
Short Circuit Withstand Rating (UL/CSA - Ratings)	0.3-60A (RC): 10kA with UL-listed RK5 back-up fuse or MCCB
Group Short Circuit Withstand Rating (UL/CSA - Ratings)	0.3-10A (RC): 10kA; 13-60A (RC): 5kA no branch circuit protection required
Interrupting Capacity (VDE - Ratings)	0.3-63A (RC): 10kA
Calibration Temperature	40°C (104°F)
Operating Temperature	-25°C to 55°C (-13°F to 131°F)
Storage Temperature	-40°C to 70°C (-40°F to 158°F)
Terminal Size Acceptability	Top: 18-3 AWG; Bottom: 18-2 AWG (Line/Load reversible)
Terminal Torque	20 lb.in.
Terminal Protection Degree	IP20

SHORT CIRCUIT WITHSTAND RATINGS FOR V-EA MANUAL MOTOR CONTROLLER

Trip Curve	Amp Range	Backup Protection	UL-Listed RK5-Fuse up to 10kA	UL-Listed MCCB up to 10kA	No BCP Required up to:
all	0.3 - 10A		4xRC* min 15A, max 70A	4xRC* min 15A, max 70A	10kA
all	12 - 30/32A		4xRC* max 125A	4xRC* max 125A	5kA
all	40 - 50A		4xRC* max 200A	4xRC* max 200A	5kA
all	60 / 63A		4xRC* max 250A	4xRC* max 250A	5kA

*up to nearest rated current

Standard Dual Connection Terminal

All parts are ring tongue compatible.

