

CONTENTS



KS4400

The KS4400 series is simple, modular and flexible yet highly functional. The half shell design is cost effective and provides exceptional space utilization. Three levels of terminals with fixed and pluggable PCB terminal options allow for high density connections. A large front face area provides ample space for operator, communication and visual display components.

- DIN Rail Mount
- Fixed and Pluggable Terminals
- High Density Terminal Configuration
- Compact, Snap-together
- Standard Color: Black Housing with Gray Front Plate

4-11



KO4700

Our most popular enclosures, the KO4700 series offer a wide range of sizes with single and double level terminal configurations. They can be used for a wide range of applications. Complete with 8 to 132 terminals, select from pressure plate or box clamp terminations with fixed or pluggable terminal-to-board connections. Several cover designs add to the versatility of this series.

- DIN Rail or Panel Mount
- Fixed and Pluggable Designs
- Snap-On Keyed Covers
- Integral PC Board Guides
- Standard Color: Black Housing Shell with Tan Cover
- Modular Terminal Enclosures, pages 32-39

12-39



K70

K70 series enclosures include a range of small to medium size DIN enclosures, complete with 8 to 32 terminals. They offer cost effective solutions for many applications. The K70s are supplied with integral pressure plate terminals for reliable connections. Terminal-to-board connections include fixed and pluggable solutions.

- DIN Rail or Panel Mount
- Integral PC Board Guides
- Snap-On Covers
- Fixed and Pluggable Designs
- Standard Color: Light Gray

40-47



KU4000

The versatile KU4000 series enclosures feature generous internal space for printed circuit boards and electronic components. High density, double level snap-in terminals are of the pressure plate or spring cage design for gastight, vibration proof connections. Straight or angled solder pins offer flexibility in board layout. All versions have machine solderable terminals. KU4000 housings fit into standard 45mm (1.77 in.) high international style cutouts.

- DIN Rail or Panel Mount
- Integral PC Board Guides
- Front Fits 45mm (1.77 in.) Cutouts
- Terminal Cover Plugs Available
- Standard Color: Light Gray

48-73



KU4100

The versatile KU4100 series features a compact design with different terminal configuration options. They are available in six widths with double level terminal locations. Terminal configuration options include blank enclosures with no terminal openings, fixed PCB terminals and pluggable PCB terminals.

- DIN Rail Mount
- Front Fits 45mm (1.77 in.) Cutouts
- Integral PC Board Guides
- Fixed and Pluggable Terminals
- Standard Color: Light Gray Cover with Black Base

74-84



KO4300

The KO4300 series offers new design styling and cost effectiveness in a high density compact package. The double level terminals offer space savings while providing gas-tight, vibration proof connections. The enclosures are available with 16 to 64 terminals in 22.5 to 90 mm widths.

- DIN Rail Mount
- Machine Solderable Pins
- Integral PC Board Guides
- Compact High Density Design
- Standard Color: Light Gray

85-89



KO4070

Compact, cost effective enclosures are ideal for I/O circuits, relays, timers and other small control devices. The KO4070 series enclosures are available in three widths with single and multi-level terminals. They are supplied complete with 4 to 16 box clamp type terminals that are machine solderable.

- DIN Rail Mount
- Machine Solderable Terminals
- Compact, Snap-Together
- Integral PC Board Guides
- Standard Color: Light Gray

90-95

In-Rail Busbar System	96
Index	97
Terms & Conditions	98

KS4400 Series



The KS4400 series is simple, modular and flexible yet highly functional. The half shell design is cost effective and provides exceptional space utilization. Three levels of terminals with fixed and pluggable PCB terminal options allow for high density connections. A large front face area provides ample space for operator, communication and visual display components.

MATERIALS

Housing

Housing Shell: Polyamide, Glass Filled; Front Plate: PBT

Terminals

Housing: Polyamide; Terminal Pins: Tinned Brass

Temperature Rating: 120°C (248°F) UL94 V-0¹

Standard Color: Black Housing with Gray Front Plate

Other colors are available upon request.

PROTECTION

KS4400 enclosures have an IP40 rating, IP20 for terminal openings (finger protected) and meet VBG4 and other European accident prevention requirements.

CONSTRUCTION

The KS4400 enclosure series housings are supplied as unassembled kits. Each kit consists of two half shells, a front plate, DIN rail clip and terminal sets. The terminals are set on three levels to maximize space. The terminals are machine solderable with right angle pins. PC boards are mounted vertically in the enclosure, perpendicular to the DIN rail.

TERMINALS

The terminals are available as fixed or pluggable PCB terminals. The terminal blocks are all machine solderable. Fixed PCB terminals are standard screw cage clamp style terminal blocks.

Pluggable PCB terminals feature male pin headers and female screw cage clamp or spring cage clamp plugs that can be plugged/unplugged. Terminal spaces can also be left blank and covered with a snap in cover (terminal blanking plug).

MOUNTING

The KS4400 series can easily be mounted on standard 35mm DIN rail by means of the integral mounting foot and DIN clip.

MARKING

The KS4400 series have large marking areas on the front of the cover.

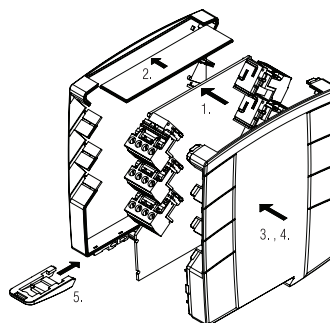
CUSTOMIZATION

We can supply the KS4400 series enclosures with many custom options including:

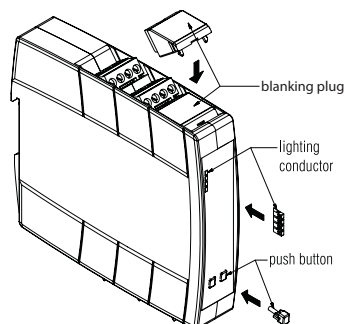
- Partial or mixed terminal loading
- Printing/Marking
- Enclosure bus connections
- Ventilation Slots
- Machining of custom holes
- Hinged front covers
- Front cover with test buttons

ASSEMBLY OF ENCLOSURE

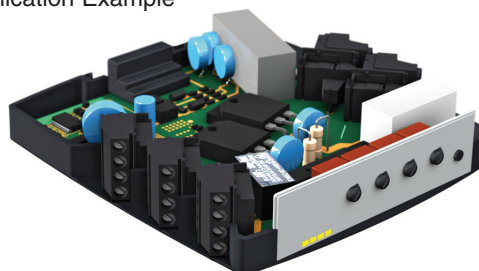
- 1 With terminals fitted, place the PCB in the first enclosure half shell.
- 2 Slide the front plate in the slot in the first enclosure half shell.
- 3 Place this assembly flat and line-up the second half shell so that the front plate slides into the slot.
- 4 Manually close both half shells until they snap together.
- 5 Insert the DIN rail mounting clip into the base of the enclosure.



ACCESSORIES AND OPTIONS



Application Example



¹On request.

8 Terminal Screw Terminals



TECHNICAL INFORMATION

Electrical:

10A, 300V, 20-14AWG

Materials:

Housing - PA
Hinged Front Plate - PC

Temperature Range:

Up to 105°C (221°F)

Flammability Rating:

UL94 V-0¹
UL94 V-2 Front Plate

*Color: Black Housing

Transparent Cover Plate

Terminal Type:

Screw

Terminal Screw Size: M3.5

Recommended Torque:

0.6Nm

Max. PCB's:

(1) Vertical

Mounting:

35mm DIN Rail

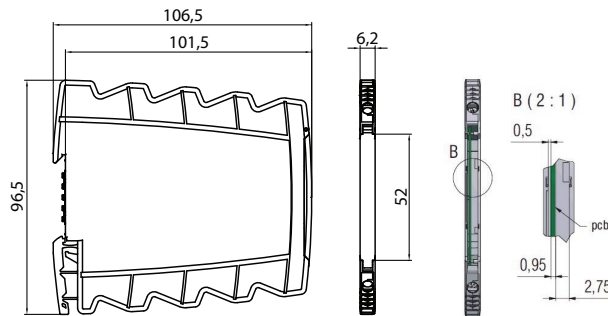
ORDERING INFORMATION

Part Number	Type	Terminals	PCB Connection
90.110	KS4460	Screw	Solder Pin

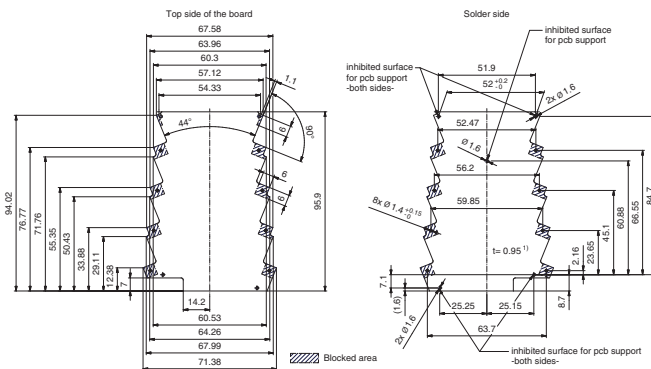
ACCESSORIES

Accessories	Part Number	Type
1 Meter DIN Rail	2511120/1M	TS35x7.5/1M
Light Pipes, 3mm Grid	90.191	KS4400-7-1
Light Pipes, 5mm Grid	90.192	KS4400-6-1

ENCLOSURE DRAWING (To convert to inches divide by 25.4.)



PCB DRAWING (To convert to inches divide by 25.4.)



*Other colors are available upon request. ¹On request.

8 Terminal Spring Terminals



TECHNICAL INFORMATION

Electrical:

10A, 300V, 20-14AWG

Materials:

Housing - PA
Hinged Front Plate - PC

Temperature Range:

Up to 105°C (221°F)

Flammability Rating:

UL94 V-0¹
UL94 V-2 Front Plate

*Color: Black Housing

Transparent Cover Plate

Terminal Type:

Spring

Terminal Screw Size: –

Recommended Torque: –

Max. PCB's:

(1) Vertical

Mounting:

35mm DIN Rail

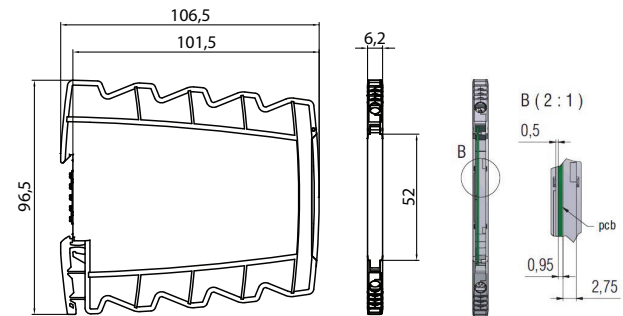
ORDERING INFORMATION

Part Number	Type	Terminals	PCB Connection
90.115	KS4460	Spring	Solder Pin

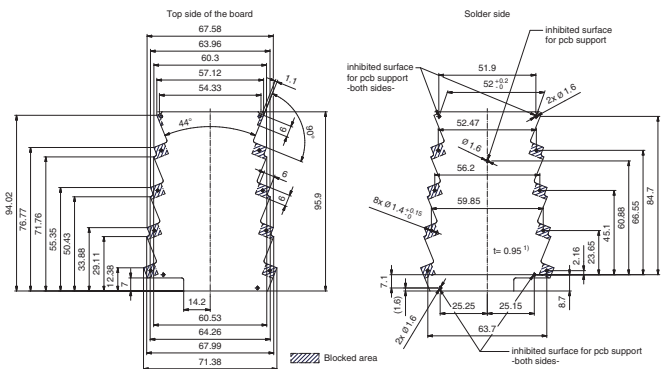
ACCESSORIES

Accessories	Part Number	Type
1 Meter DIN Rail	2511120/1M	TS35x7.5/1M
Light Pipes, 3mm Grid	90.191	KS4400-7-1
Light Pipes, 5mm Grid	90.192	KS4400-6-1

ENCLOSURE DRAWING (To convert to inches divide by 25.4.)



PCB DRAWING (To convert to inches divide by 25.4.)



12 Terminal Fixed Terminals



TECHNICAL INFORMATION

Electrical: 10A, 300V, 22-14AWG	*Color: Black Housing Gray Cover Plate
Materials: Housing - PA-GF Front Plate - PBT Terminals - PA	Terminal Type: Fixed Screw
Temperature Range: Up to 120°C (248°F)	Terminal Screw Size: M2.5
Flammability Rating: UL94 V-0 ¹	Recommended Torque: 0.5Nm
	Max. PCB's: (1) Vertical
	Mounting: 35mm DIN Rail

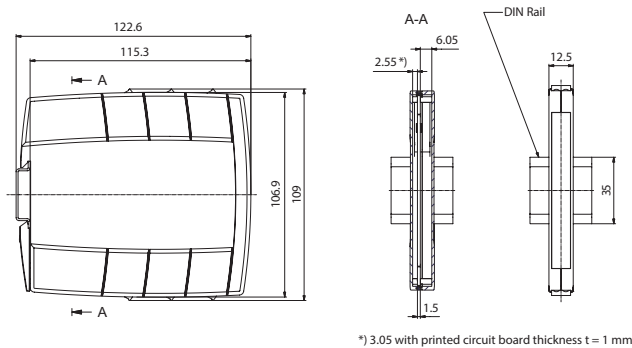
ORDERING INFORMATION

Part Number	Type	Terminals	PCB Connection
90.120	KS4401/F	Fixed Screw	Machine Solder

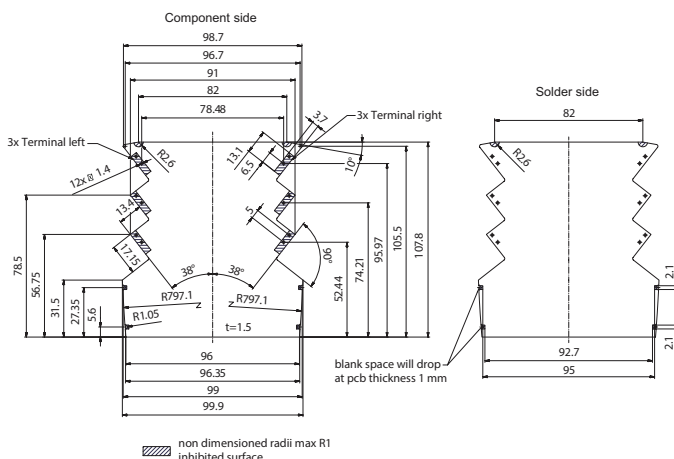
ACCESSORIES

Accessories	Part Number	Type
1 Meter DIN Rail	2511120/1M	TS35x7.5/1M
Terminal Blanking Plug	90.190	KS4403-5-1
Light Pipes, 3mm Grid	90.191	KS4400-7-1
Light Pipes, 5mm Grid	90.192	KS4400-6-1

ENCLOSURE DRAWING (To convert to inches divide by 25.4.)



PCB DRAWING (To convert to inches divide by 25.4.)



*Other colors are available upon request. ¹On request.

12 Terminal Pluggable Terminals



TECHNICAL INFORMATION

Electrical: 10A, 300V, 30-12AWG (Screw); 10A, 300V, 26-12AWG (Spring)	*Color: Black Housing Gray Cover Plate
Materials: Housing - PA-GF Front Plate - PBT Terminals - PA	Terminal Type: Pluggable Screw / Pluggable Spring
Temperature Range: Up to 120°C (248°F)	Terminal Screw Size: M2.5
Flammability Rating: UL94 V-0 ¹	Recommended Torque: 0.5Nm
	Max. PCB's: (1) Vertical
	Mounting: 35mm DIN Rail

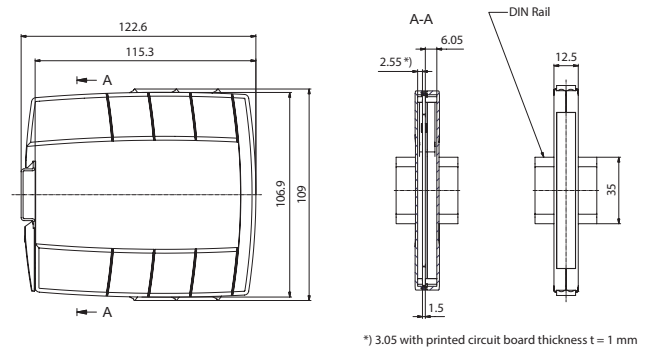
ORDERING INFORMATION

Part Number	Type	Terminals	PCB Connection
90.121	KS4401/PS	Pluggable Screw	Machine Solder
90.122	KS4401/PC	Pluggable Spring	Machine Solder

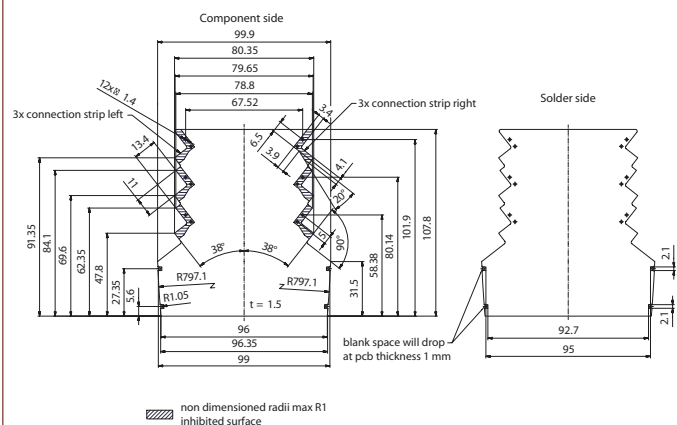
ACCESSORIES

Accessories	Part Number	Type
1 Meter DIN Rail	2511120/1M	TS35x7.5/1M
Terminal Blanking Plug	90.190	KS4403-5-1
Light Pipes, 3mm Grid	90.191	KS4400-7-1
Light Pipes, 5mm Grid	90.192	KS4400-6-1

ENCLOSURE DRAWING (To convert to inches divide by 25.4.)



PCB DRAWING (To convert to inches divide by 25.4.)



KS4400 Enclosure Series

18 Terminal Fixed Terminals



TECHNICAL INFORMATION

Electrical: 10A, 300V, 22-14AWG	*Color: Black Housing Gray Cover Plate
Materials: Housing - PA-GF Front Plate - PBT Terminals - PA	Terminal Type: Fixed Screw
Temperature Range: Up to 120°C (248°F)	Terminal Screw Size: M2.5
Flammability Rating: UL94 V-0 ¹	Recommended Torque: 0.5Nm
	Max. PCB's: (1) Vertical
	Mounting: 35mm DIN Rail

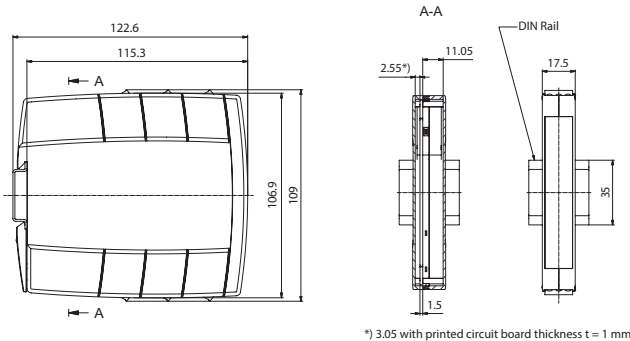
ORDERING INFORMATION

Part Number	Type	Terminals	PCB Connection
90.130	KS4402/F	Fixed Screw	Machine Solder

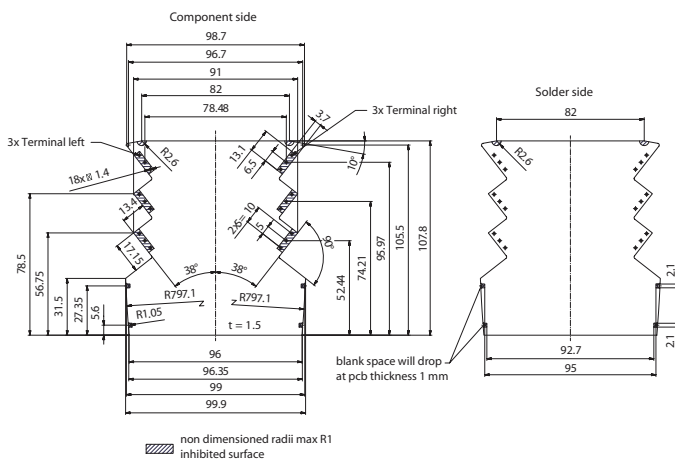
ACCESSORIES

Accessories	Part Number	Type
1 Meter DIN Rail	2511120/1M	TS35x7.5/1M
Terminal Blanking Plug	90.190	KS4403-5-1
Light Pipes, 3mm Grid	90.191	KS4400-7-1
Light Pipes, 5mm Grid	90.192	KS4400-6-1

ENCLOSURE DRAWING (To convert to inches divide by 25.4.)



PCB DRAWING (To convert to inches divide by 25.4.)



*Other colors are available upon request. ¹On request.

18 Terminal Pluggable Terminals



TECHNICAL INFORMATION

Electrical: 10A, 300V, 30-12AWG (Screw); 10A, 300V, 26-12AWG (Spring)	*Color: Black Housing Gray Cover Plate
Materials: Housing - PA-GF Front Plate - PBT Terminals - PA	Terminal Type: Pluggable Screw / Pluggable Spring
Temperature Range: Up to 120°C (248°F)	Terminal Screw Size: M2.5
Flammability Rating: UL94 V-0 ¹	Recommended Torque: 0.5Nm
	Max. PCB's: (1) Vertical
	Mounting: 35mm DIN Rail

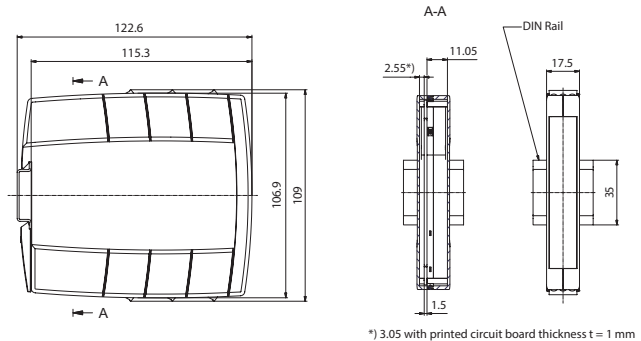
ORDERING INFORMATION

Part Number	Type	Terminals	PCB Connection
90.131	KS4402/PS	Pluggable Screw	Machine Solder
90.132	KS4402/PC	Pluggable Spring	Machine Solder

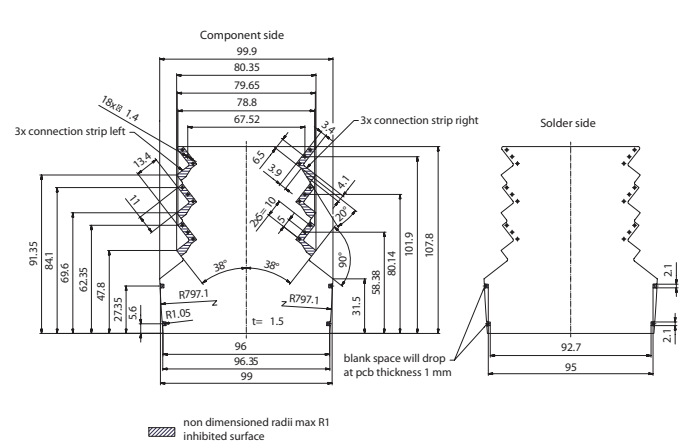
ACCESSORIES

Accessories	Part Number	Type
1 Meter DIN Rail	2511120/1M	TS35x7.5/1M
Terminal Blanking Plug	90.190	KS4403-5-1
Light Pipes, 3mm Grid	90.191	KS4400-7-1
Light Pipes, 5mm Grid	90.192	KS4400-6-1

ENCLOSURE DRAWING (To convert to inches divide by 25.4.)



PCB DRAWING (To convert to inches divide by 25.4.)



24 Terminal Fixed Terminals



TECHNICAL INFORMATION

Electrical: 10A, 300V, 22-14AWG	*Color: Black Housing Gray Cover Plate
Materials: Housing - PA-GF Front Plate - PBT Terminals - PA	Terminal Type: Fixed Screw
Temperature Range: Up to 120°C (248°F)	Terminal Screw Size: M2.5
Flammability Rating: UL94 V-0 ¹	Recommended Torque: 0.5Nm
	Max. PCB's: (1) Vertical
	Mounting: 35mm DIN Rail

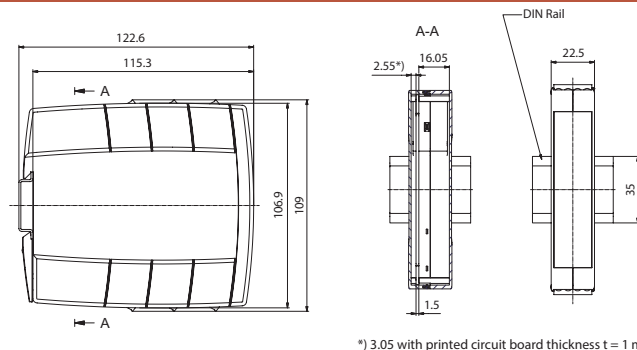
ORDERING INFORMATION

Part Number	Type	Terminals	PCB Connection
90.140	KS4403/F	Fixed Screw	Machine Solder

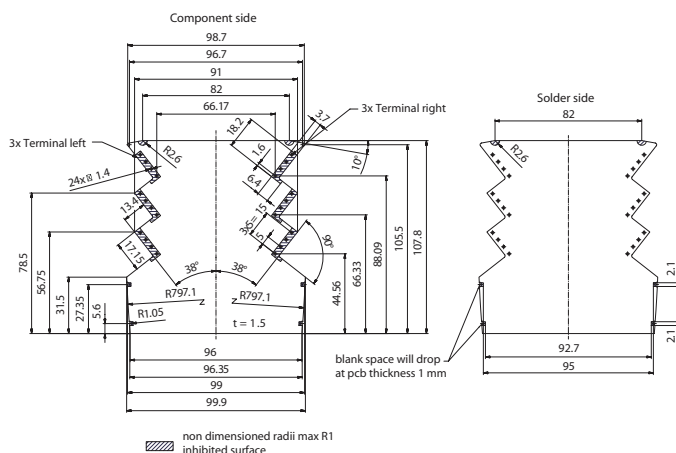
ACCESSORIES

Accessories	Part Number	Type
1 Meter DIN Rail	2511120/1M	TS35x7.5/1M
Terminal Blanking Plug	90.190	KS4403-5-1
Light Pipes, 3mm Grid	90.191	KS4400-7-1
Light Pipes, 5mm Grid	90.192	KS4400-6-1

ENCLOSURE DRAWING (To convert to inches divide by 25.4.)



PCB DRAWING (To convert to inches divide by 25.4.)



24 Terminal Pluggable Terminals



TECHNICAL INFORMATION

Electrical: 10A, 300V, 30-12AWG (Screw); 10A, 300V, 26-12AWG (Spring)	*Color: Black Housing Gray Cover Plate
Materials: Housing - PA-GF Front Plate - PBT Terminals - PA	Terminal Type: Pluggable Screw / Pluggable Spring
Temperature Range: Up to 120°C (248°F)	Terminal Screw Size: M2.5
Flammability Rating: UL94 V-0 ¹	Recommended Torque: 0.5Nm
	Max. PCB's: (1) Vertical
	Mounting: 35mm DIN Rail

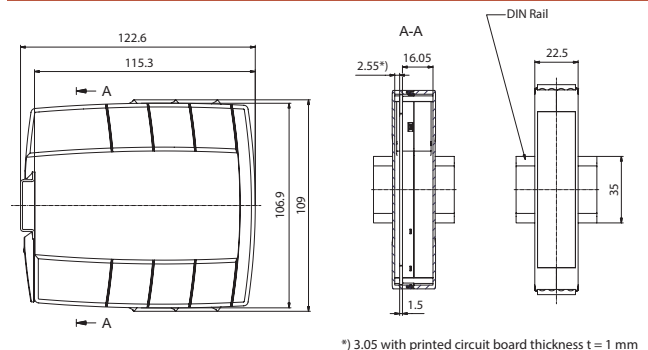
ORDERING INFORMATION

Part Number	Type	Terminals	PCB Connection
90.141	KS4403/PS	Pluggable Screw	Machine Solder
90.142	KS4403/PC	Pluggable Spring	Machine Solder

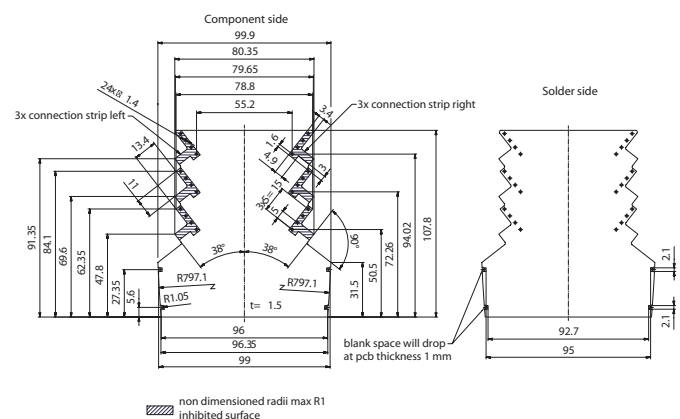
ACCESSORIES

Accessories	Part Number	Type
1 Meter DIN Rail	2511120/1M	TS35x7.5/1M
Terminal Blanking Plug	90.190	KS4403-5-1
Light Pipes, 3mm Grid	90.191	KS4400-7-1
Light Pipes, 5mm Grid	90.192	KS4400-6-1

ENCLOSURE DRAWING (To convert to inches divide by 25.4.)




PCB DRAWING (To convert to inches divide by 25.4.)



KS4400 Enclosure Series

36 Terminal
Fixed Terminals



TECHNICAL INFORMATION

Electrical:
10A, 300V, 22-14AWG

Materials:
Housing - PA-GF
Front Plate - PBT
Terminals - PA

Temperature Range:
Up to 120°C (248°F)

Flammability Rating:
UL94 V-0¹

***Color:**Black Housing
Gray Cover Plate

Terminal Type:
Fixed Screw

Terminal Screw Size: M2.5

Recommended Torque:
0.5Nm

Max. PCB's:
(2) Vertical

Mounting:
35mm DIN Rail

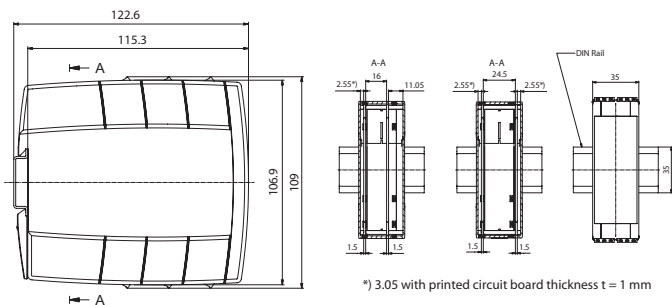
ORDERING INFORMATION

Part Number	Type	Terminals	PCB Connection
90.150	KS4461/F	Fixed Screw	Machine Solder

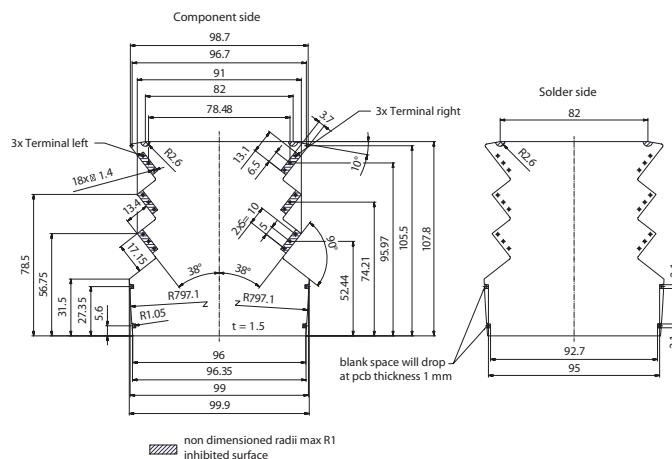
ACCESSORIES

Accessories	Part Number	Type
1 Meter DIN Rail	2511120/1M	TS35x7.5/1M
Terminal Blanking Plug	90.190	KS4403-5-1
Light Pipes, 3mm Grid	90.191	KS4400-7-1
Light Pipes, 5mm Grid	90.192	KS4400-6-1

ENCLOSURE DRAWING (To convert to inches divide by 25.4.)




PCB DRAWING (To convert to inches divide by 25.4.)



*Other colors are available upon request. ¹On request.

36 Terminal
Pluggable Terminals



TECHNICAL INFORMATION

Electrical:
10A, 300V, 30-12AWG (Screw);
10A, 300V, 26-12AWG (Spring)

Materials:
Housing - PA-GF
Front Plate - PBT
Terminals - PA

Temperature Range:
Up to 120°C (248°F)

Flammability Rating:
UL94 V-0¹

***Color:**Black Housing
Gray Cover Plate

Terminal Type:
Pluggable Screw /
Pluggable Spring

Terminal Screw Size: M2.5

Recommended Torque:
0.5Nm

Max. PCB's:
(2) Vertical

Mounting:
35mm DIN Rail

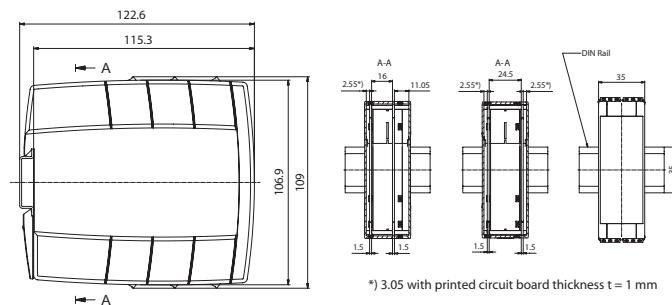
ORDERING INFORMATION

Part Number	Type	Terminals	PCB Connection
90.151	KS4461/PS	Pluggable Screw	Machine Solder
90.152	KS4461/PC	Pluggable Spring	Machine Solder

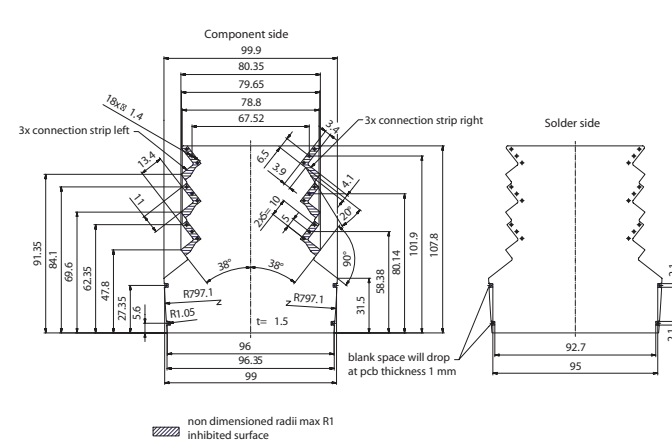
ACCESSORIES

Accessories	Part Number	Type
1 Meter DIN Rail	2511120/1M	TS35x7.5/1M
Terminal Blanking Plug	90.190	KS4403-5-1
Light Pipes, 3mm Grid	90.191	KS4400-7-1
Light Pipes, 5mm Grid	90.192	KS4400-6-1

ENCLOSURE DRAWING (To convert to inches divide by 25.4.)



PCB DRAWING (To convert to inches divide by 25.4.)



48 Terminal Fixed Terminals



TECHNICAL INFORMATION

Electrical: 10A, 300V, 22-14AWG	*Color: Black Housing Gray Cover Plate
Materials: Housing - PA-GF Front Plate - PBT Terminals - PA	Terminal Type: Fixed Screw
Temperature Range: Up to 120°C (248°F)	Terminal Screw Size: M2.5
Flammability Rating: UL94 V-0 ¹	Recommended Torque: 0.5Nm
	Max. PCB's: (2) Vertical
	Mounting: 35mm DIN Rail

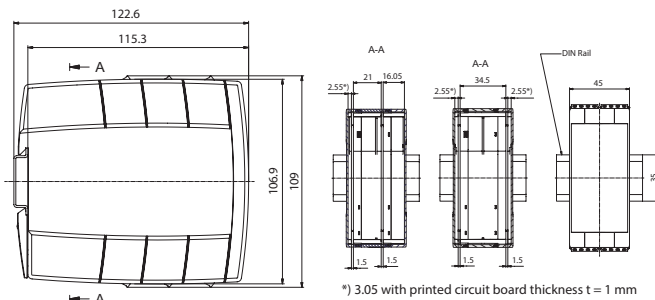
ORDERING INFORMATION

Part Number	Type	Terminals	PCB Connection
90.160	KS4404/F	Fixed Screw	Machine Solder

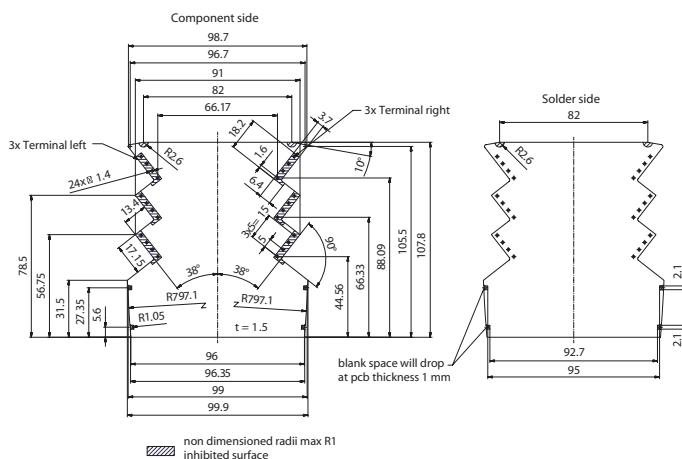
ACCESSORIES

Accessories	Part Number	Type
1 Meter DIN Rail	2511120/1M	TS35x7.5/1M
Terminal Blanking Plug	90.190	KS4403-5-1
Light Pipes, 3mm Grid	90.191	KS4400-7-1
Light Pipes, 5mm Grid	90.192	KS4400-6-1

ENCLOSURE DRAWING (To convert to inches divide by 25.4.)



PCB DRAWING (To convert to inches divide by 25.4.)



*Other colors are available upon request. ¹On request.

48 Terminal Pluggable Terminals



TECHNICAL INFORMATION

Electrical: 10A, 300V, 30-12AWG (Screw); 10A, 300V, 26-12AWG (Spring)	*Color: Black Housing Gray Cover Plate
Materials: Housing - PA-GF Front Plate - PBT Terminals - PA	Terminal Type: Pluggable Screw / Pluggable Spring
Temperature Range: Up to 120°C (248°F)	Terminal Screw Size: M2.5
Flammability Rating: UL94 V-0 ¹	Recommended Torque: 0.5Nm
	Max. PCB's: (2) Vertical
	Mounting: 35mm DIN Rail

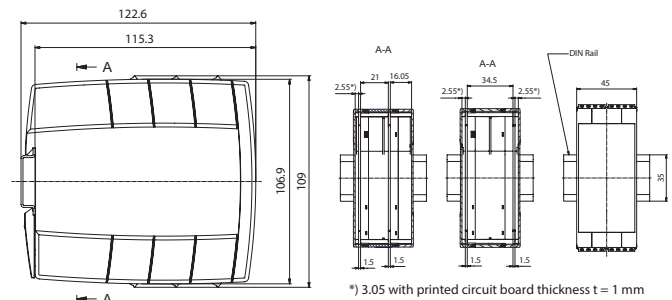
ORDERING INFORMATION

Part Number	Type	Terminals	PCB Connection
90.161	KS4404/PS	Pluggable Screw	Machine Solder
90.162	KS4404/PC	Pluggable Spring	Machine Solder

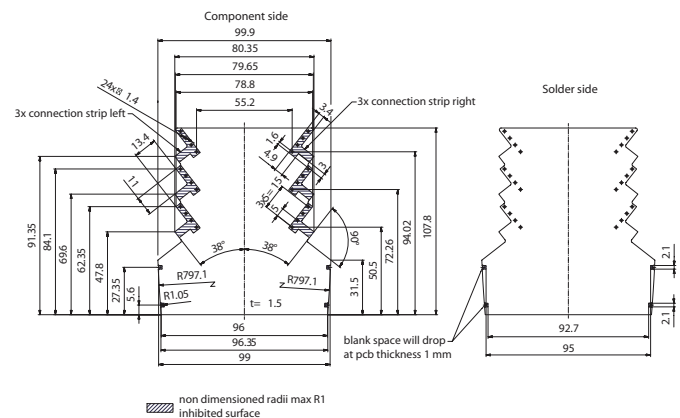
ACCESSORIES

Accessories	Part Number	Type
1 Meter DIN Rail	2511120/1M	TS35x7.5/1M
Terminal Blanking Plug	90.190	KS4403-5-1
Light Pipes, 3mm Grid	90.191	KS4400-7-1
Light Pipes, 5mm Grid	90.192	KS4400-6-1

ENCLOSURE DRAWING (To convert to inches divide by 25.4.)



PCB DRAWING (To convert to inches divide by 25.4.)



UL94 V-0¹

35mm DIN Rail

Part Number	Type	Terminals	PCB Connection
90.170	KS4405/F	Fixed Screw	Machine Solder

Accessories	Part Number	Type
1 Meter DIN Rail	2511120/1M	TS35x7.5/1M
Terminal Blanking Plug	90.190	KS4403-5-1
Light Pipes, 3mm Grid	90.191	KS4400-7-1
Light Pipes, 5mm Grid	90.192	KS4400-6-1

Technical drawing of the PCB assembly showing top, side, and cross-sectional views with dimensions:

- Top View:** Overall width 122.6, overall height 115.3. Section line A-A is indicated.
- Side View:** Overall height 109, mounting hole diameter 106.9.
- Cross-section A-A:** Shows the internal structure with dimensions: 21, 21, 16.05, 2.55, 1.5, 1.5, 1.5. A DIN Rail is shown on the right with a width of 67.5.

*) 3.05 with printed circuit board thickness $t = 1\text{ mm}$

[illegible]

*Other colors are available upon request. ¹On request.

lammabil

Mounting:

Part Number	Type	Terminals	PCB Connection
90.171	KS4405/PS	Pluggable Screw	Machine Solder
90.172	KS4405/PC	Pluggable Spring	Machine Solder

Accessories	Part Number	Type
1 Meter DIN Rail	2511120/1M	TS35x7.5/1M
Terminal Blanking Plug	90.190	KS4403-5-1
Light Pipes, 3mm Grid	90.191	KS4400-7-1
Light Pipes, 5mm Grid	90.192	KS4400-6-1

Technical drawings of the PCB assembly. The left drawing is a top view showing a rectangular board with rounded corners, dimensions 122.6 mm by 106.9 mm, and a mounting hole diameter of 115.3 mm. The right drawing shows two side views: a cross-section A-A and a side view. Cross-section A-A shows a 3.05 mm thick board with a 1.5 mm gap, a 2.55 mm gap, and a 16.05 mm gap. The side view shows a 67.5 mm wide board with a DIN Rail mounting bracket.

[illegible]

96 Terminal Fixed Terminals



TECHNICAL INFORMATION

Electrical: 10A, 300V, 22-14AWG	*Color: Black Housing Gray Cover Plate
Materials: Housing - PA-GF Front Plate - PBT Terminals - PA	Terminal Type: Fixed Screw
Temperature Range: Up to 120°C (248°F)	Terminal Screw Size: M2.5
Flammability Rating: UL94 V-0 ¹	Recommended Torque: 0.5Nm
	Max. PCB's: (4) Vertical
	Mounting: 35mm DIN Rail

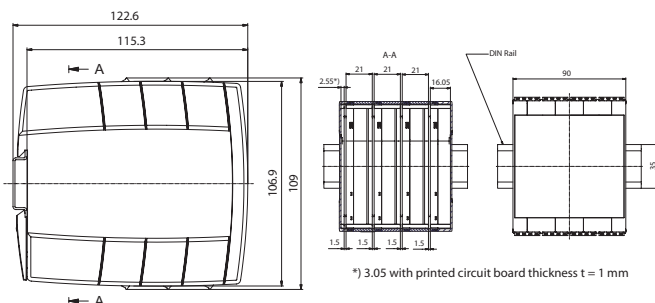
ORDERING INFORMATION

Part Number	Type	Terminals	PCB Connection
90.180	KS4406/F	Fixed Screw	Machine Solder

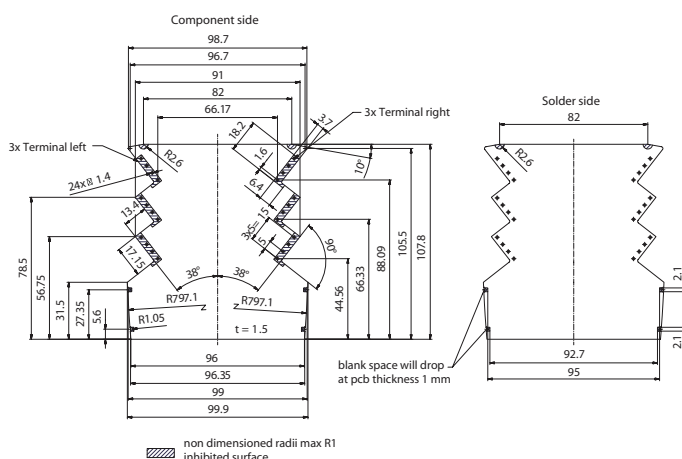
ACCESSORIES

Accessories	Part Number	Type
1 Meter DIN Rail	2511120/1M	TS35x7.5/1M
Terminal Blanking Plug	90.190	KS4403-5-1
Light Pipes, 3mm Grid	90.191	KS4400-7-1
Light Pipes, 5mm Grid	90.192	KS4400-6-1

ENCLOSURE DRAWING (To convert to inches divide by 25.4.)



PCB DRAWING (To convert to inches divide by 25.4.)



*Other colors are available upon request. ¹On request.

96 Terminal Pluggable Terminals



TECHNICAL INFORMATION

Electrical: 10A, 300V, 30-12AWG (Screw); 10A, 300V, 26-12AWG (Spring)	*Color: Black Housing Gray Cover Plate
Materials: Housing - PA-GF Front Plate - PBT Terminals - PA	Terminal Type: Pluggable Screw / Pluggable Spring
Temperature Range: Up to 120°C (248°F)	Terminal Screw Size: M2.5
Flammability Rating: UL94 V-0 ¹	Recommended Torque: 0.5Nm
	Max. PCB's: (4) Vertical
	Mounting: 35mm DIN Rail

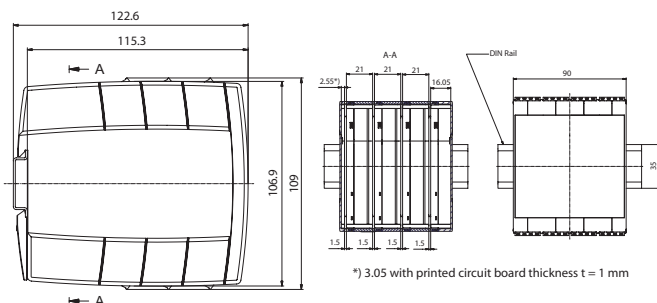
ORDERING INFORMATION

Part Number	Type	Terminals	PCB Connection
90.181	KS4406/PS	Pluggable Screw	Machine Solder
90.182	KS4406/PC	Pluggable Spring	Machine Solder

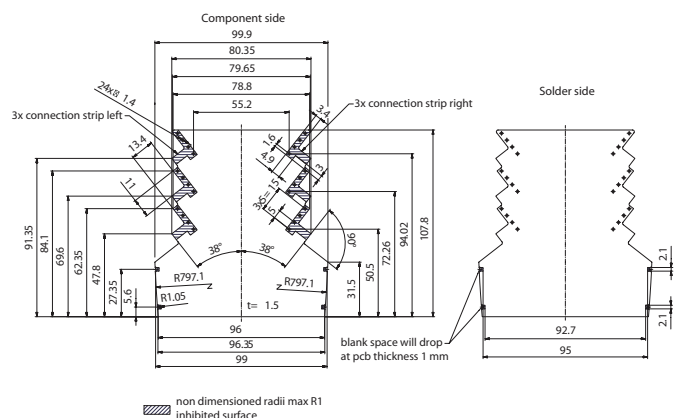
ACCESSORIES

Accessories	Part Number	Type
1 Meter DIN Rail	2511120/1M	TS35x7.5/1M
Terminal Blanking Plug	90.190	KS4403-5-1
Light Pipes, 3mm Grid	90.191	KS4400-7-1
Light Pipes, 5mm Grid	90.192	KS4400-6-1

ENCLOSURE DRAWING (To convert to inches divide by 25.4.)



PCB DRAWING (To convert to inches divide by 25.4.)



KO4700 Series



Ideal for industrial applications. Small to large in size, KO4700 enclosures can accommodate 8 to 132 terminals for field wire connections. Series KO4700 enclosures can be customized to the exact number of terminals required. Standard enclosures are equipped with the maximum number of terminal strips and terminals. The KO4700 series are available with two types of terminations for connecting external wires. The Pressure Plate type terminals, with a center line spacing of 9mm (.35 in.) and the Box Clamp design, which has a 5mm (.19 in.) center line spacing for much higher density.

MATERIALS

Housing

Housing Shell: Polycarbonate, 10% Glass Filled

Cover: Polycarbonate, 10% Glass Filled

Cover Panel: Clear Polycarbonate or Glass Filled Polycarbonate

Terminals

Pressure Plate: Zinc Plated, Chromated Steel

Terminal Screw: Zinc Plated, Chromated Steel

Clamp: Nickel Plated Brass

: Tin Plated Bronze

Connector Contact: Beryllium Copper, Tin Plated (gold plating available)

Temperature Rating:

125°C (257°F), UL94 V-0¹

Housing Shell Color: Black

Terminal Cover Color: Tan

PROTECTION

KO4700 enclosures have an IP20 rating (finger protected) and meet VBG4 and other European accident prevention requirements.

CONSTRUCTION

The KO4700 enclosure series consists of a black housing shell and a tan cover with integral terminals and terminal-to-board connections. They are supplied unassembled.

The housing shell has molded printed circuit board guides to save time when inserting printed circuit boards, prevent misconnections and to keep the boards from moving. Integral tabs on the bottom of the shell further help to hold boards in place, eliminating lateral movement. KO4700 housing shells can be potted.

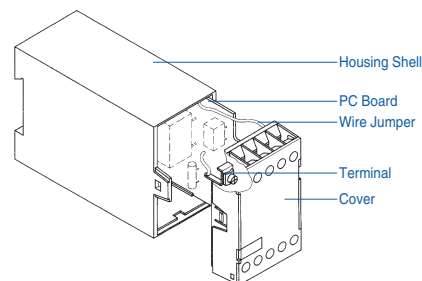


Printed circuit boards can be mounted in three ways:

- Behind the Front Cover
- Horizontally
- Vertically


Depending on the enclosure type, one board can be mounted directly behind the front cover (parallel to the DIN rail). Boards can also be mounted horizontally (parallel to the DIN rail) or vertically (perpendicular to the DIN rail). (Refer to the Ordering Pages for board patterns and location of board guides.)

The housing cover snaps onto the housing shell. Two keyed tabs lock the cover firmly in place. Removal of the cover is possible for service and repair.



COVER DESIGNS

Single piece, tan color covers are typically used with the smaller enclosures. They incorporate terminals and connections to the inside of the enclosure. In some of the smaller enclosures, the cover doubles as a plug. A printed circuit board can be mounted directly behind the front cover. This board is ideal for mounting components used for setting, adjusting and monitoring such as switches, potentiometer, LEDs and LCDs. There is no interference with any other boards mounted within the enclosure.



Modular covers consist

of a one-piece tan frame with matching flat front panel. Some versions have a front cover panel that is removable and offered in matching tan or clear. The front covers can be custom imprinted or marking plates can be produced and installed behind the transparent front cover panel.

TERMINAL DESIGNS

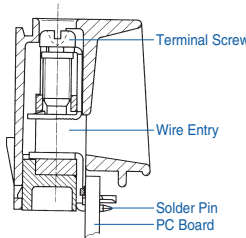
Select from Pressure Plate or Box Clamp terminals with wire protectors, and fixed or pluggable terminal-to-board connections. (Please refer to the Ordering Pages). Removable fixed or pluggable terminal strips can be replaced by terminal plugs if not all of the external connections of the standard enclosure are needed. The terminal screws used with both the pressure plate and box clamp designs can be operated with a flat tip or a #1 or #2 Philips type screwdriver.

¹On request.

Pressure Plate Termination

This type of terminal consists of a pressure plate (captive to the terminal screw) and the terminal bottom. The pressure plate rises automatically when the screw is loosened. One or two wires, of equal or different sizes up to 2.5mm² (14 AWG) can be terminated.

The grooved corners of the pressure plate ensure positive retention of wire(s). The flat bottom of the terminal extends to the inside of the enclosure and connects the terminal to the board(s) inside.



Box Clamp Termination

The box clamp terminal accepts wires up to 4mm² (12 AWG). When the terminal screw is tightened, the serrated bottom of the wire protector pushes the wire to be terminated against the serrated busbar. The busbar extends to the inside of the enclosure to provide the terminal-to-board connection.

TERMINAL-TO-BOARD CONNECTIONS

The KO4700 Series offers fixed and pluggable terminal-to-board connection possibilities. (Please refer to the Ordering Pages on the following pages for your selection.)

Fixed Connections

Fixed terminal-to-board connections can be made by Wire Jumper, Fast On tabs, Solder tabs, or Machine Solderable Pins.

Fast On tabs, 2.8mm (.11in.) accept industry standard Fast On connectors. Use with wire jumpers to connect to board(s).

Wire Jumper

connections can also be made by soldering a wire jumper between the center hole of the Fast On tab and the printed circuit board(s).

Solder Tab can be hand soldered to the board.

Machine Solderable Pins can be machine soldered to the board in the same step as the other components, saving assembly time. The metal parts of the terminals are supplied as separate strips which snap into the terminal housing after soldering.

Pluggable Connections

The pluggable terminal strips of the KO4700 series fit across the width of the enclosure and plug directly into the board(s) by using a Card Edge connector. Enclosures equipped with pressure plate terminals also provide Solder Tabs for terminal-to-board connections when mounting an additional board directly behind the front cover. A Wire Jumper can be soldered to these tabs as well.

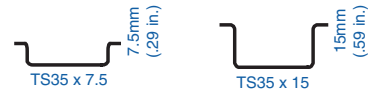
For better retention, the strips have captive screws at each end

that insert into brass bushings, molded into the housing shell. The pluggable versions are ideal whenever quick connections and replacement of boards and devices is important. They also reduce the danger of misconnected wires and downtime.

MOUNTING

The KO4700 Series enclosures are designed to be mounted on standard 35 x 7.5mm DIN rail but will also fit on the 35 x 15mm DIN rail. The extra high enclosures should be mounted on the deeper, 35 x 15mm DIN rail. (Refer to the Ordering Pages on the following pages to determine the correct size rail for the enclosure you select.)

KO4700 series enclosures can also be panel mounted using pull-out tabs on the base of the enclosure. One tab is factory installed on each enclosure. Up to a total of 6 pull-out mounting tabs can be installed (See Accessories) (Refer to page 49 for mounting instructions.)



MARKING

KO4700 enclosures have a flat center area on the cover for marking and mounting of components. Several types have removable front cover panels, which can be marked at a separate location. Imprinted marking plates can be used in conjunction with the transparent, removable cover panel.

ACCESSORIES

- Terminal Cover Strips
- Pull-Out Panel Mounting Tabs
- Screws for Mounting Printed Circuit Board
- 35 x 7.5mm DIN Rail
- 35 x 15mm DIN Rail

CUSTOMIZATION

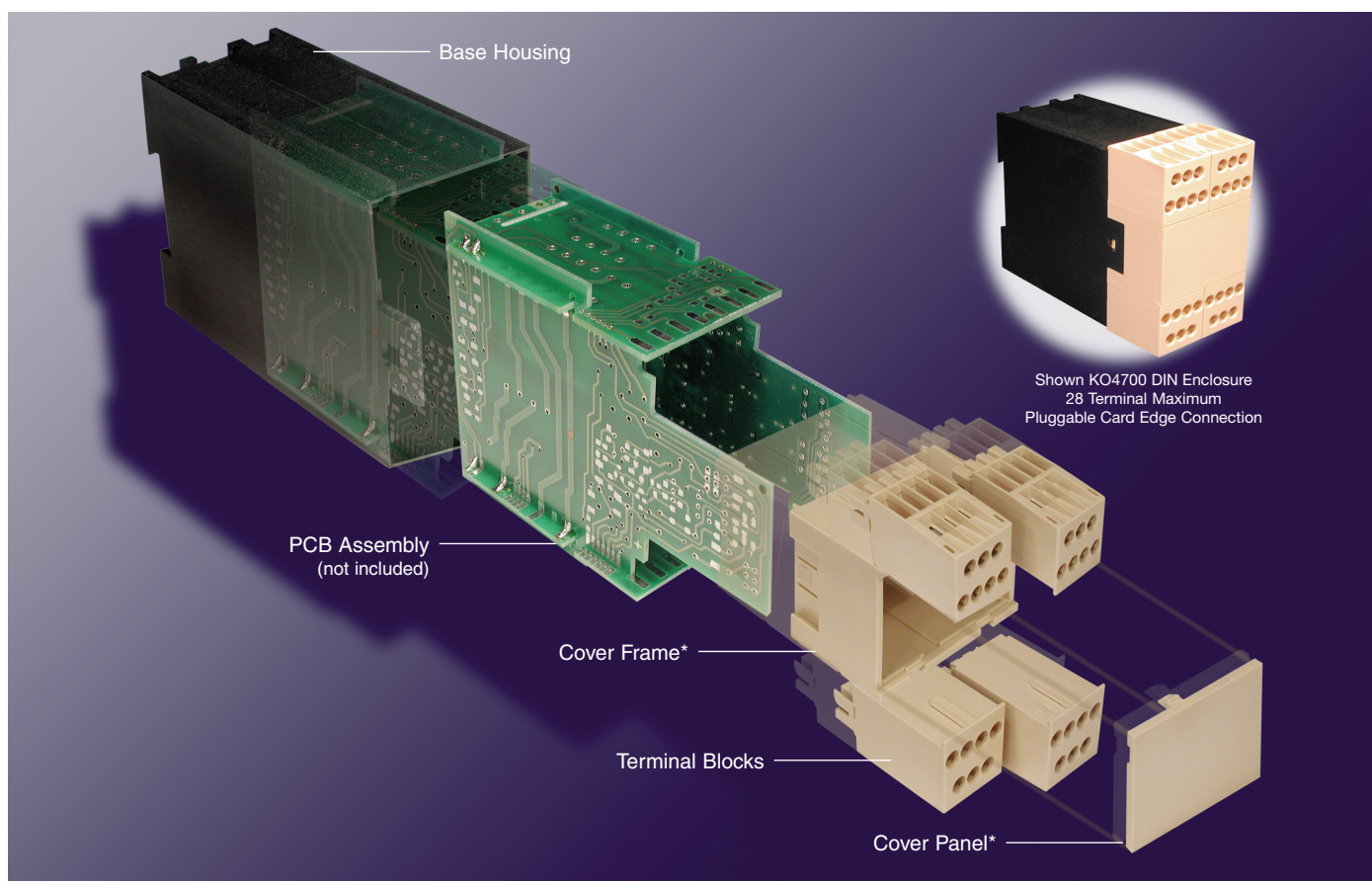
Enclosures can be customized to the exact number of terminals needed. We can punch, drill or cut custom cutouts and holes for potentiometers, switches, LEDs or LDCs. Custom colors and special markings are also available. Please call us for further information.



MODULAR ENCLOSURES (pages 32-39)

A group of modular enclosures is available in the KO4700 series. These enclosures can be ordered in a variety of terminal arrangements allowing for many different customized configurations. Terminal sets are available in 3, 4 and 7 pole blocks as well as blank blocks without terminals. High Current terminals are also available on some models. This modular terminal design allows anywhere from 0 to 56 terminals for field wire connections.

The KO4700 modular enclosures have the same design features of the standard series as well as the same materials. The terminals are of the box clamp style. The standard terminals feature pluggable connections while solder connections are used on the high current terminals. Printed circuit board placement is horizontal (parallel to the DIN rail) or vertical (perpendicular to the DIN rail).




Ordering Information

The modular enclosures are ordered in separate pieces. A complete enclosure consists of a base, cover frame*, cover panel* and the appropriate number of terminal blocks. Standard terminal blocks can be ordered as blank blocks with no termination points or with 3, 4, or 7 terminations. High current terminal blocks are available on some models. These blocks can also be ordered as blank blocks with no terminations or with 3 terminations. (Please refer to the Ordering Pages on the following pages for a list of how many blocks should be ordered per enclosure).

* High current versions have one piece center cover section instead of this two piece design.

10 Terminal
Spring Clamp
Solder/Tab Connection



TECHNICAL INFORMATION

Electrical: 16A, 300V, 24-14 AWG
Housing Material: Glass-filled Polycarbonate
Cover Material: Glass-filled Polycarbonate
Temperature Range: Up to 125°C (257°F)
Flammability Rating: UL94 V-0¹
Color: Black Housing with Tan Cover

Terminal Type: Spring Cage Clamp
Terminal Screw Size: –
Recommended Torque: –
Max. PCB's: (2) Vertical
Mounting: 35mm DIN Rail

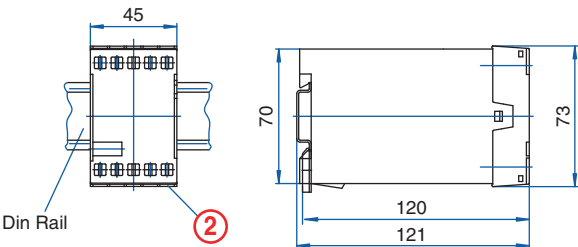
ORDERING INFORMATION

Part Number	Type	Description	PCB Connection
90.215	KO4761	Solid Cover	Wire Jumper/ Fast On

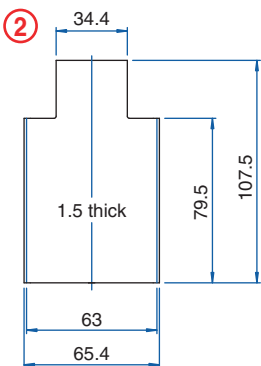
ACCESSORIES

Accessories	Part Number	Type
1 Meter DIN Rail	2511120/1M	TS35x7.5/1M

ENCLOSURE DRAWING (To convert to inches divide by 25.4.)




PCB DRAWING (To convert to inches divide by 25.4.)



¹On request.

unused space

10 Terminal
Solder/Tab
Connection



TECHNICAL INFORMATION

Electrical: 25A, 300V, 22-14 AWG
Housing Material: Glass-filled Polycarbonate
Cover Material: Glass-filled Polycarbonate
Temperature Range: Up to 125°C (257°F)
Flammability Rating: UL94 V-0¹
Color: Black Housing with Tan Cover

Terminal Type: Screw / Pressure Plate
Terminal Screw Size: M3.5
Recommended Torque: 0.8Nm
Max. PCB's: (2) Vertical
Mounting: 35mm DIN Rail

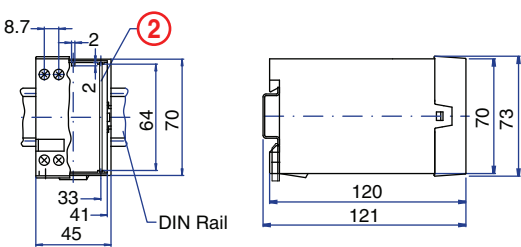
ORDERING INFORMATION

Part Number	Type	Description	PCB Connection
90.230	KO4762	Solid Cover	Wire Jumper/ Fast On

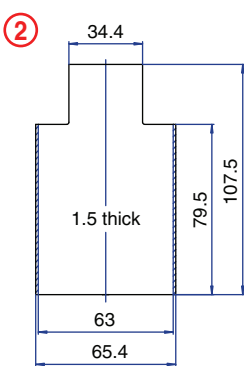
ACCESSORIES

Accessories	Part Number	Type
1 Meter DIN Rail	2511120/1M	TS35x7.5/1M

ENCLOSURE DRAWING (To convert to inches divide by 25.4.)



PCB DRAWING (To convert to inches divide by 25.4.)



unused space

16 Terminal

**Solder
Connection**



TECHNICAL INFORMATION

Electrical:

16A, 300V, 22-12 AWG

Housing Material:

Glass-filled Polycarbonate

Cover Material:

Glass-filled Polycarbonate

Temperature Range:

Up to 125°C (257°F)

Flammability Rating:

UL94 V-0¹

(V-2 Clear Panel)

Color:

Black Housing with Tan Cover

Terminal Type:

Box Clamp

Terminal Screw Size:

M3.5

Recommended Torque:

0.8Nm

Max. PCB's:

(2) Vertical

(1) Horizontal

Mounting:

35mm DIN Rail

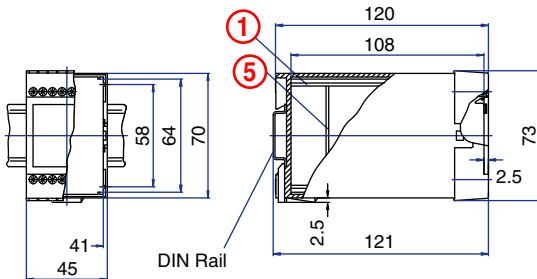
ORDERING INFORMATION

Part Number	Type	Description	PCB Connection
90.290	KO4763A	Solid Cover	Machine Solderable Pins
90.291	KO4763A	Removable Cover Panel, Tan	Machine Solderable Pins
90.292	KO4763A	Removable Cover Panel, Clear	Machine Solderable Pins

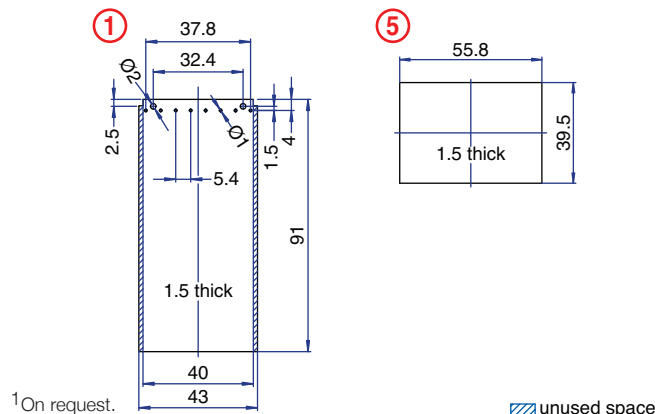
ACCESSORIES

Accessories	Part Number	Type
1 Meter DIN Rail	2511120/1M	TS35x7.5/1M

ENCLOSURE DRAWING (To convert to inches divide by 25.4.)



PCB DRAWING (To convert to inches divide by 25.4.)



16 Terminal

**Solder/Tab
Connection**



TECHNICAL INFORMATION

Electrical:

16A, 300V, 22-12 AWG

Housing Material:

Glass-filled Polycarbonate

Cover Material:

Glass-filled Polycarbonate

Temperature Range:

Up to 125°C (257°F)

Flammability Rating:

UL94 V-0¹

(V-2 Clear Panel)

Color:

Black Housing with Tan Cover

Terminal Type:

Box Clamp

Terminal Screw Size:

M3.5

Recommended Torque:

0.8Nm

Max. PCB's:

(2) Vertical

Mounting:

35mm DIN Rail

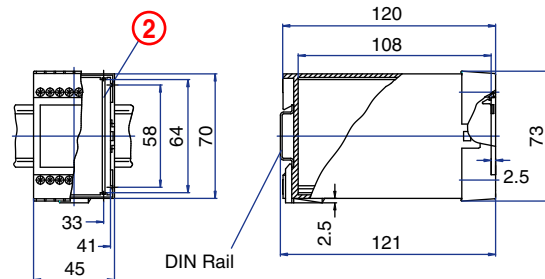
ORDERING INFORMATION

Part Number	Type	Description	PCB Connection
90.300	KO4763B	Solid Cover	Wire Jumper
90.301	KO4763B	Removable Cover Panel, Tan	Wire Jumper
90.302	KO4763B	Removable Cover Panel, Clear	Wire Jumper

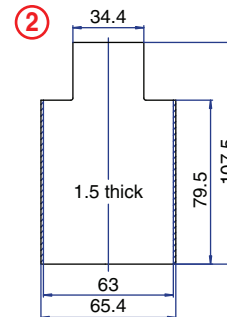
ACCESSORIES

Accessories	Part Number	Type
1 Meter DIN Rail	2511120/1M	TS35x7.5/1M

ENCLOSURE DRAWING (To convert to inches divide by 25.4.)



PCB DRAWING (To convert to inches divide by 25.4.)



16 Terminal

Pluggable
Connection



TECHNICAL INFORMATION

Electrical:
10A, 300V, 22-12 AWG

Housing Material:
Glass-filled Polycarbonate

Cover Material:
Glass-filled Polycarbonate

Temperature Range:
Up to 125°C (257°F)

Flammability Rating:
UL94 V-0¹
(V-2 Clear Panel)

Color:
Black Housing with Tan Cover

Terminal Type:
Box Clamp

Terminal Screw Size:
M3.5

Recommended Torque:
0.8Nm

Max. PCB's:
(2) Vertical
(1) Horizontal

Mounting:
35mm DIN Rail

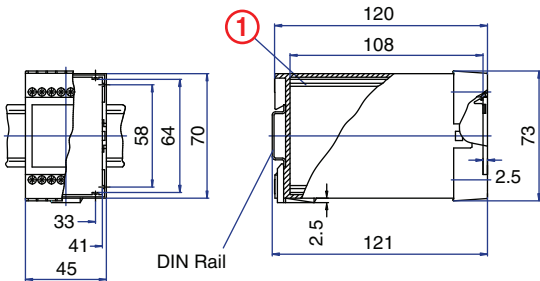
ORDERING INFORMATION

Part Number	Type	Description	PCB Connection
90.320	KO4763P	Solid Cover	Card Edge
90.321	KO4763P	Removable Cover Panel, Tan	Card Edge
90.322	KO4763P	Removable Cover Panel, Clear	Card Edge

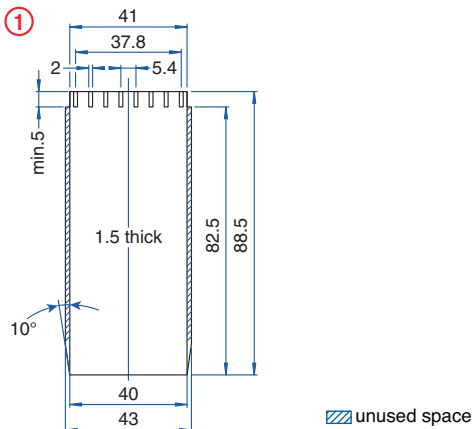
ACCESSORIES

Accessories	Part Number	Type
1 Meter DIN Rail	2511120/1M	TS35x7.5/1M

ENCLOSURE DRAWING (To convert to inches divide by 25.4.)



PCB DRAWING (To convert to inches divide by 25.4.)




¹On request.

unused space

20 Terminal

Pluggable
Connection



TECHNICAL INFORMATION

Electrical:
10A, 300V, 22-14 AWG

Housing Material:
Glass-filled Polycarbonate

Cover Material:
Glass-filled Polycarbonate

Temperature Range:
Up to 125°C (257°F)

Flammability Rating:
UL94 V-0¹
(V-2 Clear Panel)

Color:
Black Housing with Tan Cover

Terminal Type:
Screw / Pressure Plate

Terminal Screw Size:
M3.5

Recommended Torque:
0.8Nm

Max. PCB's:
(5) Vertical
(1) Horizontal behind cover

Mounting:
35mm DIN Rail or
optional panel mounting*

ORDERING INFORMATION

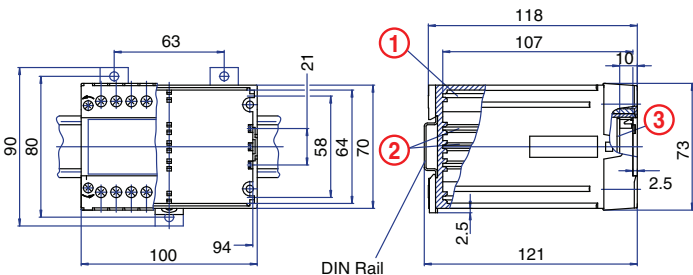
Part Number	Type	Description	PCB Connection
90.350	KO4718P	Solid Cover	Card Edge/ Wire Jumper
90.351	KO4718P	Removable Cover Panel, Tan	Card Edge/ Wire Jumper
90.352	KO4718P	Removable Cover Panel, Clear	Card Edge/ Wire Jumper

ACCESSORIES

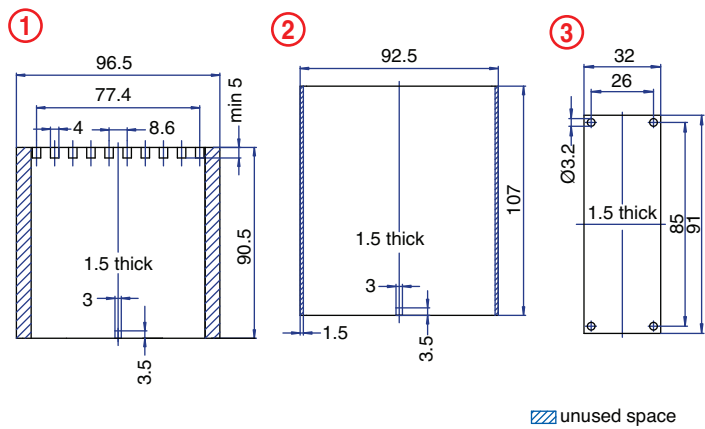
Accessories	Part Number	Type
1 Meter DIN Rail	2511120/1M	TS35x7.5/1M

*Panel Mount Tab (need 2) 93.001.2 PMA

ENCLOSURE DRAWING (To convert to inches divide by 25.4.)



PCB DRAWING (To convert to inches divide by 25.4.)



unused space

22 Terminal

Solder
Connection



TECHNICAL INFORMATION

Electrical:

16A, 300V, 22-12 AWG

Housing Material:

Glass-filled Polycarbonate

Cover Material:

Glass-filled Polycarbonate

Temperature Range:

Up to 125°C (257°F)

Flammability Rating:

UL94 V-0¹

(V-2 Clear Panel)

Color:

Black Housing with Tan Cover

Terminal Type:

Box Clamp

Terminal Screw Size:

M3.5

Recommended Torque:

0.8Nm

Max. PCB's:

(5) Vertical

(1) Behind cover

Mounting:

35mm DIN Rail or

optional panel mounting*

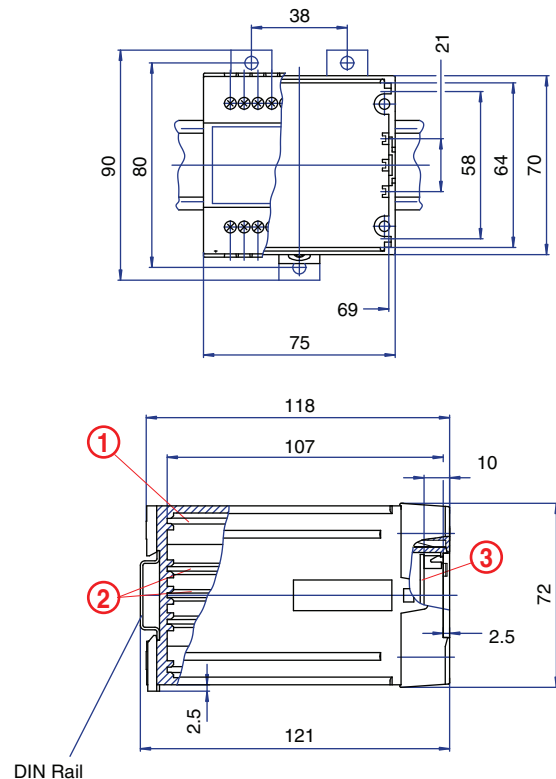
ORDERING INFORMATION

Part Number	Type	Description	PCB Connection
90.380	KO4713A	Solid Cover	Machine Solderable Pins
90.381	KO4713A	Removable Cover Panel, Tan	Machine Solderable Pins
90.382	KO4713A	Removable Cover Panel, Clear	Machine Solderable Pins

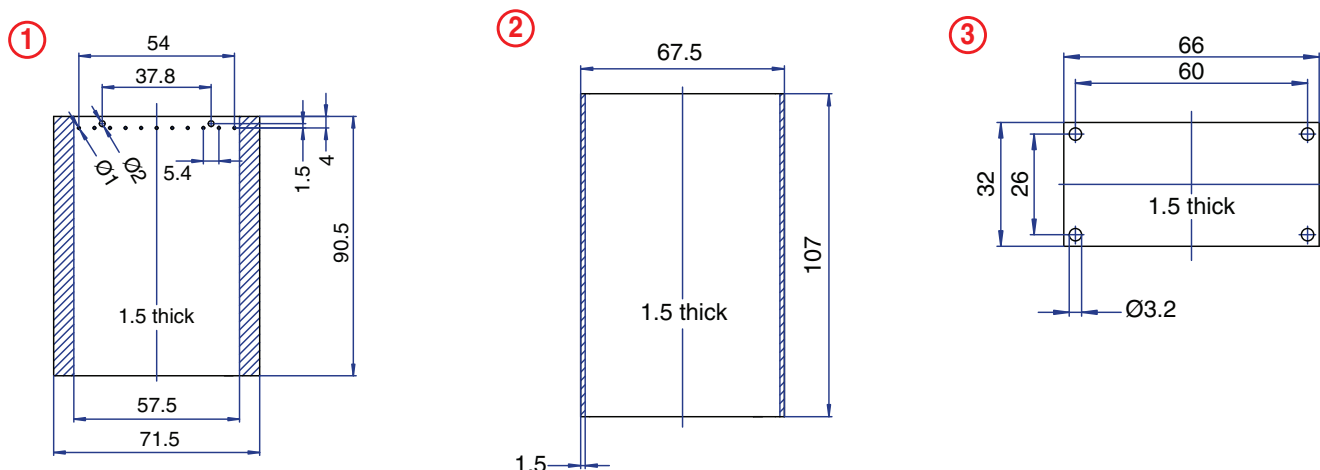
ACCESSORIES

Accessories	Part Number	Type
1 Meter DIN Rail	2511120/1M	TS35x7.5/1M
*Panel Mount Tab (need 2)	93.001.2	PMA

ENCLOSURE DRAWING (To convert to inches divide by 25.4.)



PCB DRAWING (To convert to inches divide by 25.4.)



¹On request.

unused space

22 Terminal
Pluggable
Connection



TECHNICAL INFORMATION

Electrical:
10A, 300V, 22-12 AWG

Housing Material:
Glass-filled Polycarbonate

Cover Material:
Glass-filled Polycarbonate

Temperature Range:
Up to 125°C (257°F)

Flammability Rating:
UL94 V-0¹
(V-2 Clear Panel)

Color:
Black Housing with Tan Cover

Terminal Type:
Box Clamp

Terminal Screw Size:
M3.5

Recommended Torque:
0.8Nm

Max. PCB's:
(5) Vertical
(1) Behind cover

Mounting:
35mm DIN Rail or
optional panel mounting*

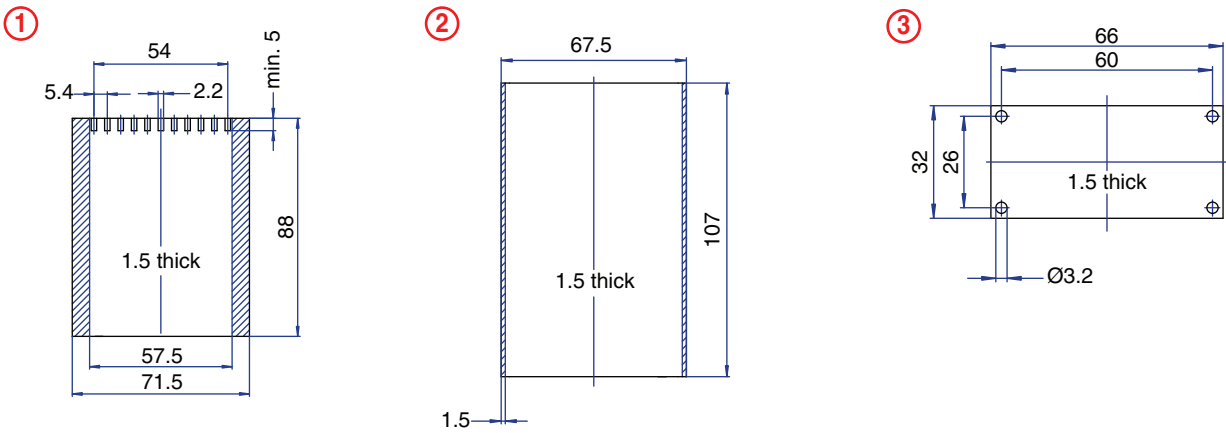
ORDERING INFORMATION

Part Number	Type	Description	PCB Connection
90.410	KO4713P	Solid Cover	Card Edge
90.411	KO4713P	Removable Cover Panel, Tan	Card Edge
90.412	KO4713P	Removable Cover Panel, Clear	Card Edge

ACCESSORIES

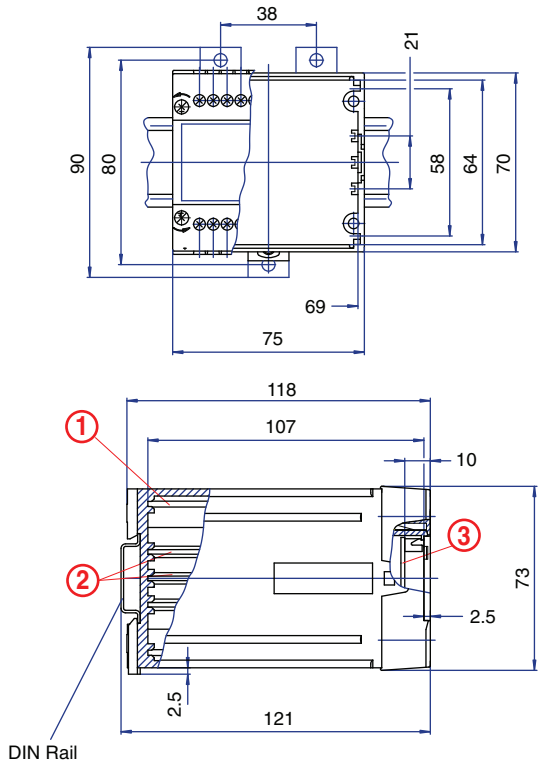
Accessories	Part Number	Type
1 Meter DIN Rail	2511120/1M	TS35x7.5/1M
*Panel Mount Tab (need 2)	93.001.2	PMA

PCB DRAWING (To convert to inches divide by 25.4.)




¹On request. unused space

ENCLOSURE DRAWING (To convert to inches divide by 25.4.)



30 Terminal

**Solder
Connection**



TECHNICAL INFORMATION

Electrical:

16A, 300V, 22-12 AWG

Housing Material:

Glass-filled Polycarbonate

Cover Material:

Glass-filled Polycarbonate

Temperature Range:

Up to 125°C (257°F)

Flammability Rating:

UL94 V-0¹

(V-2 Clear Panel)

Color:

Black Housing with Tan Cover

Terminal Type:

Box Clamp

Terminal Screw Size:

M3.5

Recommended Torque:

0.8Nm

Max. PCB's:

(5) Vertical

(1) Behind Cover

Mounting:

35mm DIN Rail or
optional panel mounting*

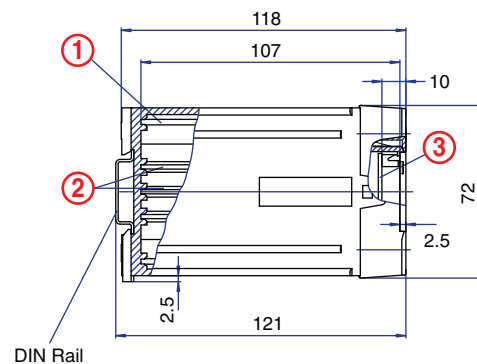
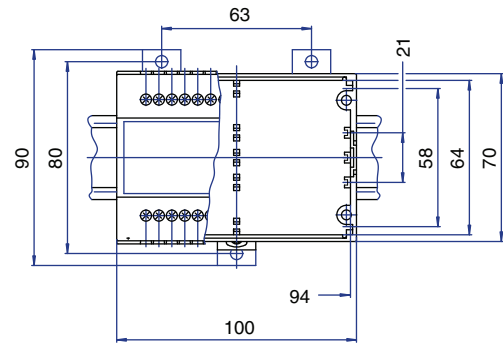
ORDERING INFORMATION

Part Number	Type	Description	PCB Connection
90.440	KO4717A	Solid Cover	Machine Solderable Pins
90.441	KO4717A	Removable Cover Panel, Tan	Machine Solderable Pins
90.442	KO4717A	Removable Cover Panel, Clear	Machine Solderable Pins

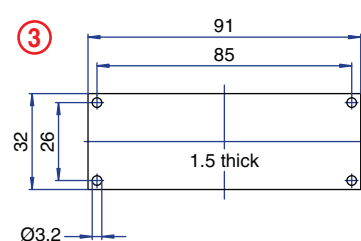
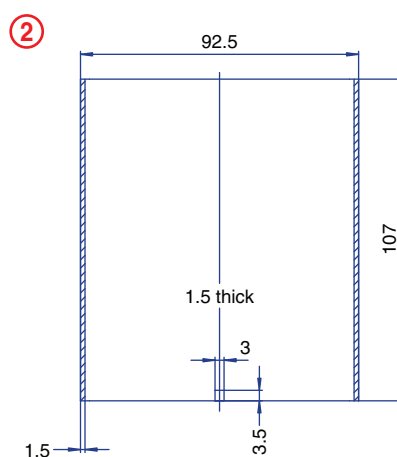
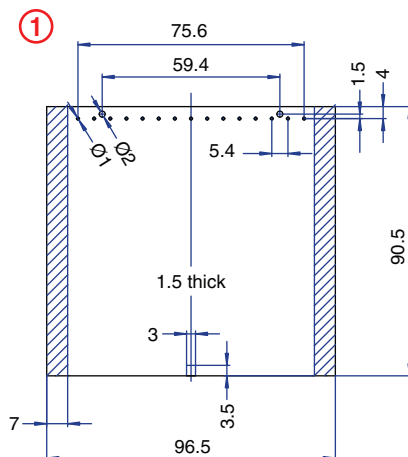
ACCESSORIES

Accessories	Part Number	Type
1 Meter DIN Rail	2511120/1M	TS35x7.5/1M
*Panel Mount Tab (need 2)	93.001.2	PMA

ENCLOSURE DRAWING (To convert to inches divide by 25.4.)



PCB DRAWING (To convert to inches divide by 25.4.)



¹On request.

unused space

30 Terminal
Pluggable
Connection



TECHNICAL INFORMATION

Electrical: 10A, 300V, 22-12 AWG	Terminal Type: Box Clamp
Housing Material: Glass-filled Polycarbonate	Terminal Screw Size: M3.5
Cover Material: Glass-filled Polycarbonate	Recommended Torque: 0.8Nm
Temperature Range: Up to 125°C (257°F)	Max. PCB's: (5) Vertical (1) Behind Cover
Flammability Rating: UL94 V-0 ¹ (V-2 Clear Panel)	Mounting: 35mm DIN Rail or optional panel mounting*
Color: Black Housing with Tan Cover	

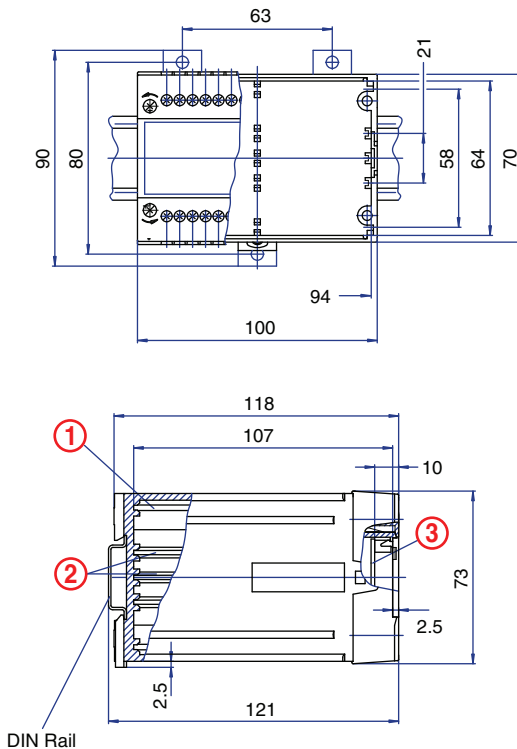
ORDERING INFORMATION

Part Number	Type	Description	PCB Connection
90.470	KO4717P	Solid Cover	Card Edge
90.471	KO4717P	Removable Cover Panel, Tan	Card Edge
90.472	KO4717P	Removable Cover Panel, Clear	Card Edge

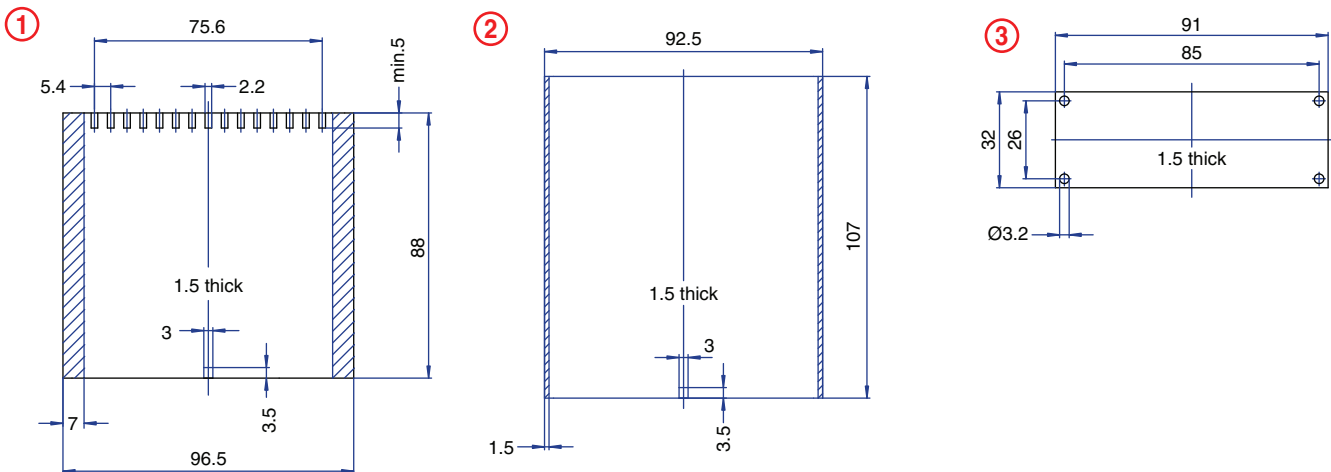
ACCESSORIES

Accessories	Part Number	Type
1 Meter DIN Rail	2511120/1M	TS35x7.5/1M
*Panel Mount Tab (need 2)	93.001.2	PMA

ENCLOSURE DRAWING (To convert to inches divide by 25.4.)



PCB DRAWING (To convert to inches divide by 25.4.)



¹On request.

unused space

32 Terminal

Pluggable and
Solder Connection



TECHNICAL INFORMATION

Electrical:

10A, 300V, 22-14 AWG

Housing Material:

Glass-filled Polycarbonate

Cover Material:

Glass-filled Polycarbonate

Temperature Range:

Up to 125°C (257°F)

Flammability Rating:

UL94 V-0¹

(V-2 Clear Panel)

Color:

Black Housing with Tan Cover

Terminal Type:

Screw/ Pressure Plate

Terminal Screw Size:

M3.5

Recommended Torque:

0.8Nm

Max. PCB's:

(5) Vertical

(1) Behind cover

(1) Base Mount

Mounting:

35mm DIN Rail or

optional panel mounting*

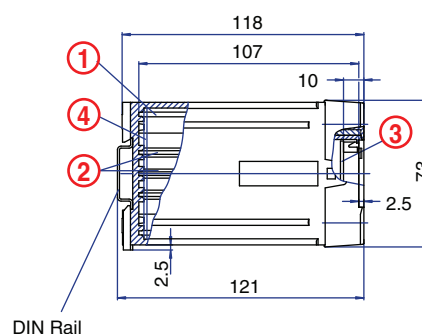
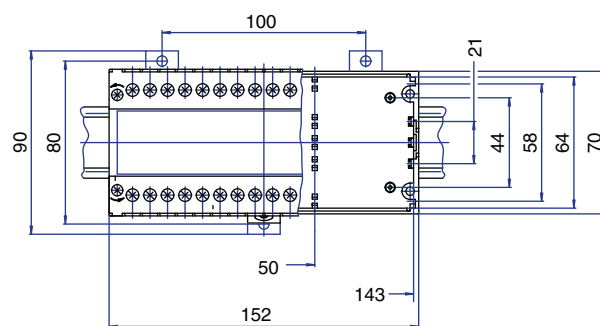
ORDERING INFORMATION

Part Number	Type	Description	PCB Connection
90.500	KO4719P	Solid Cover	Card Edge/ Wire Jumper
90.501	KO4719P	Removable Cover Panel, Tan	Card Edge/ Wire Jumper
90.502	KO4719P	Removable Cover Panel, Clear	Card Edge/ Wire Jumper

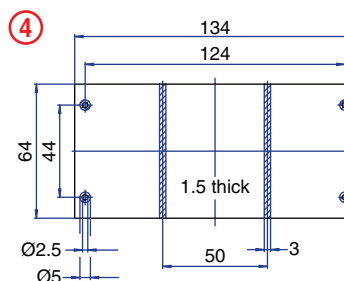
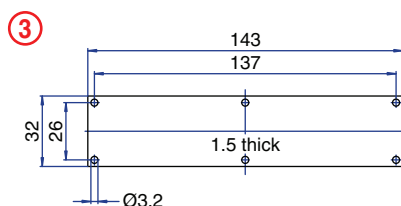
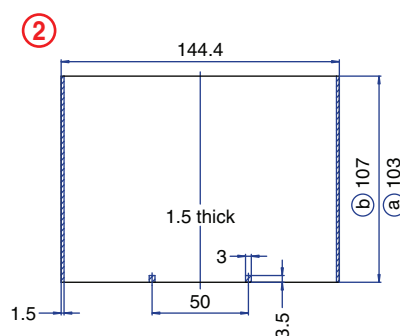
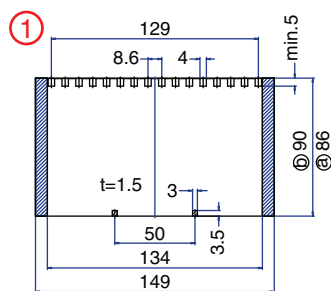
ACCESSORIES

Accessories	Part Number	Type
1 Meter DIN Rail	2511120/1M	TS35x7.5/1M
*Panel Mount Tab (need 3)	93.001.2	PMA

ENCLOSURE DRAWING (To convert to inches divide by 25.4.)



PCB DRAWING (To convert to inches divide by 25.4.)




unused space

Ⓐ with base mount PCB

Ⓑ without base mount PCB

¹On request.

42 Terminal
Pluggable and
Solder Connection



TECHNICAL INFORMATION

Electrical: 10A, 300V, 22-14 AWG	Terminal Type: Screw/ Pressure Plate
Housing Material: Glass-filled Polycarbonate	Terminal Screw Size: M3.5
Cover Material: Glass-filled Polycarbonate	Recommended Torque: 0.8Nm
Temperature Range: Up to 125°C (257°F)	Max. PCB's: (5) Vertical (1) Behind cover
Flammability Rating: UL94 V-0 ¹ (V-2 Clear Panel)	Mounting: 35mm DIN Rail or optional panel mounting*
Color: Black Housing with Tan Cover	

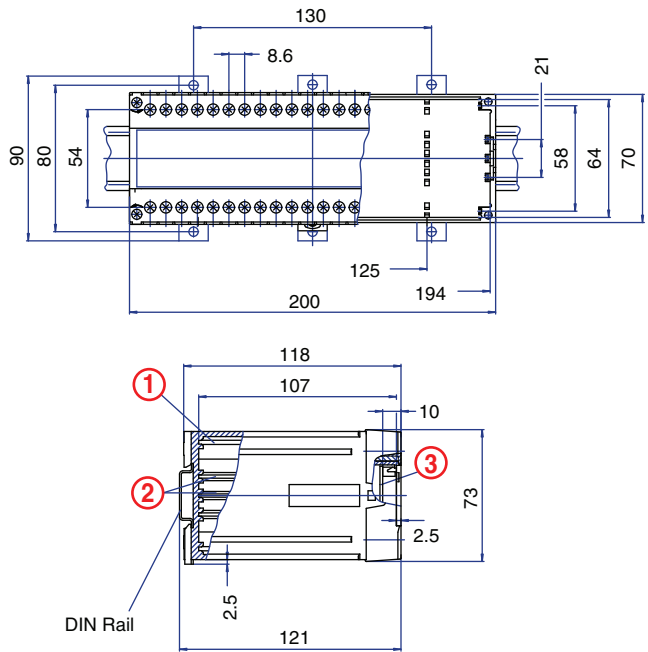
ORDERING INFORMATION

Part Number	Type	Description	PCB Connection
90.530	KO4720P	Solid Cover	Card Edge/ Wire Jumper
90.531	KO4720P	Removable Cover Panel, Tan	Card Edge/ Wire Jumper
90.532	KO4720P	Removable Cover Panel, Clear	Card Edge/ Wire Jumper

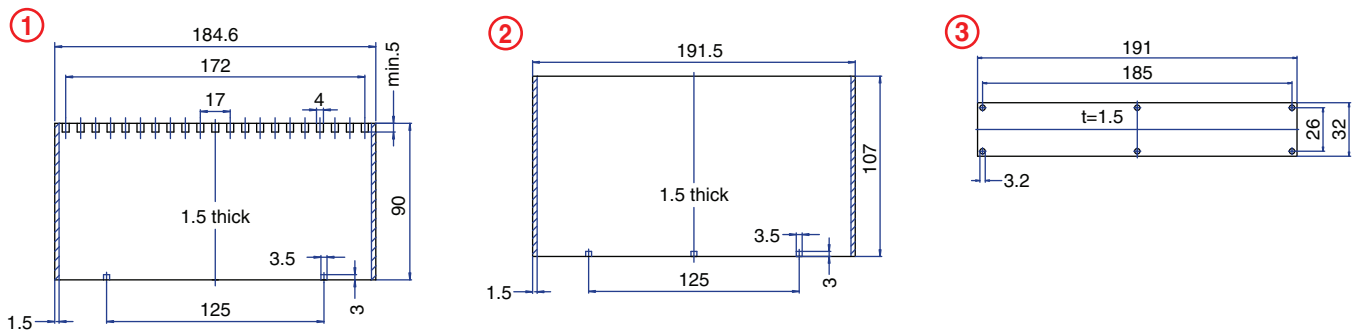
ACCESSORIES

Accessories	Part Number	Type
1 Meter DIN Rail	2511120/1M	TS35x7.5/1M
*Panel Mount Tab (need 3)	93.001.2	PMA

ENCLOSURE DRAWING (To convert to inches divide by 25.4.)



PCB DRAWING (To convert to inches divide by 25.4.)




¹On request.

unused space

42 Terminal

Pluggable and Solder Connection



TECHNICAL INFORMATION

Electrical:

10A, 300V, 22-14 AWG

Housing Material:

Glass-filled Polycarbonate

Cover Material:

Glass-filled Polycarbonate

Temperature Range:

Up to 125°C (257°F)

Flammability Rating:

UL94 V-0¹

Color:

Black Housing with Tan Cover

Terminal Type:

Screw/ Pressure Plate

Terminal Screw Size:

M3.5

Recommended Torque:

0.8Nm

Max. PCB's:

(11) Vertical

(1) Base Mount

Mounting:

35mm DIN Rail or

optional panel mounting*

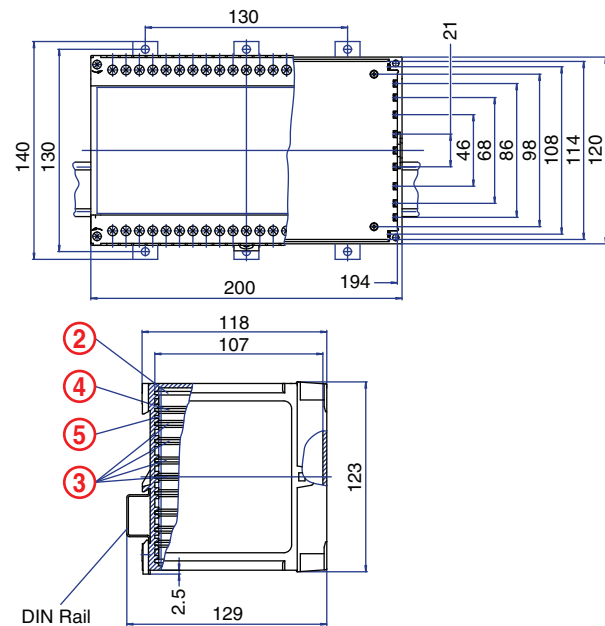
ORDERING INFORMATION

Part Number	Type	Description	PCB Connection
90.560	KO4722SP	Solid Cover	Card Edge/ Wire Jumper

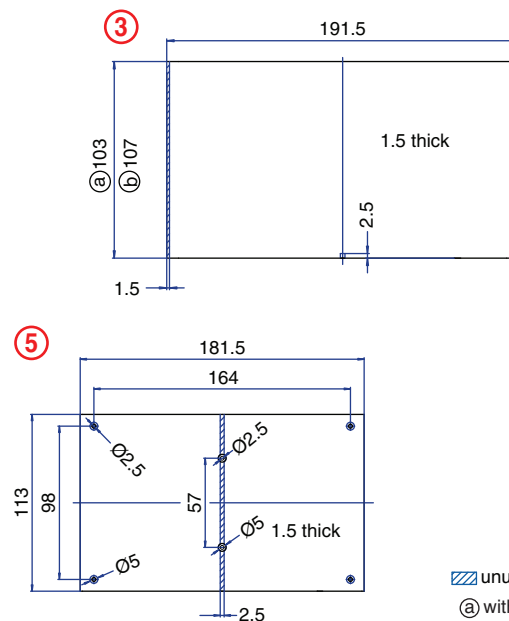
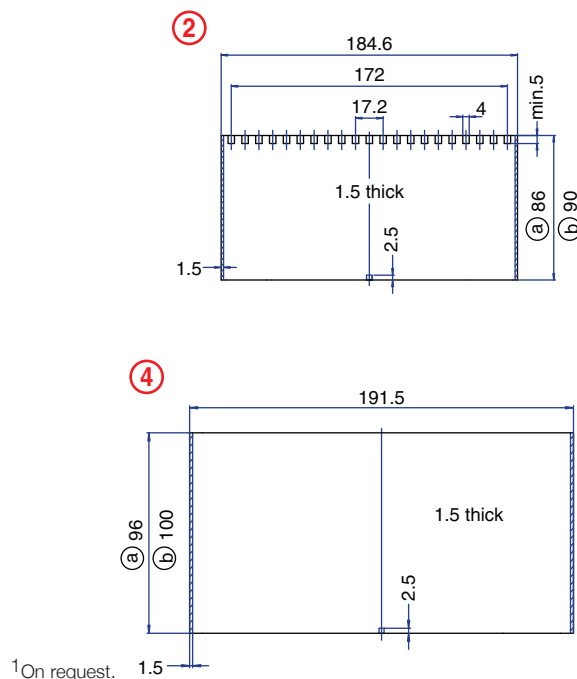
ACCESSORIES

Accessories	Part Number	Type
1 Meter DIN Rail	CA701/15-S	TS35x15/1M
*Panel Mount Tab (need 3)	93.001.2	PMA

*Panel Mount Tab (need 3)

ENCLOSURE DRAWING (To convert to inches divide by 25.4.)

PCB DRAWING (To convert to inches divide by 25.4.)



 unused space

(a) with base mount PCB

② without base mount PCB

50 Terminal

**Solder
Connection**



TECHNICAL INFORMATION

Electrical: 16A, 300V, 22-12 AWG	Terminal Type: Box Clamp
Housing Material: Glass-filled Polycarbonate	Terminal Screw Size: M3.5
Cover Material: Glass-filled Polycarbonate	Recommended Torque: 0.8Nm
Temperature Range: Up to 125°C (257°F)	Max. PCB's: (5) Vertical (1) Behind Cover (1) Base Mount
Flammability Rating: UL94 V-0 ¹ (V-2 Clear Panel)	Mounting: 35mm DIN Rail or optional panel mounting*
Color: Black Housing with Tan Cover	

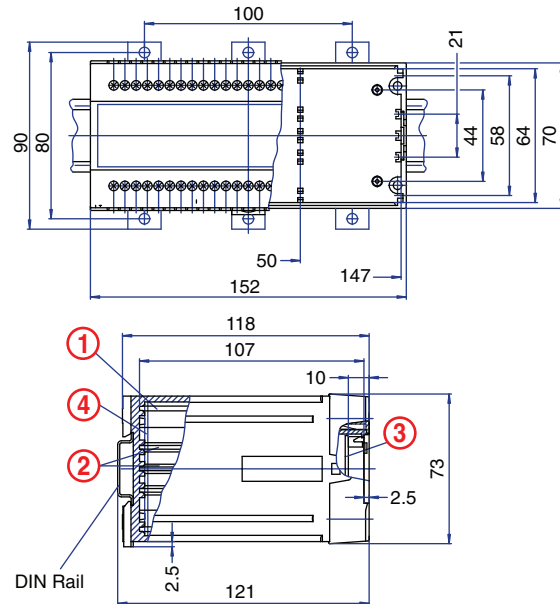
ORDERING INFORMATION

Part Number	Type	Description	PCB Connection
90.590	KO4716A	Solid Cover	Machine Solderable Pins
90.591	KO4716A	Removable Cover Panel, Tan	Machine Solderable Pins
90.592	KO4716A	Removable Cover Panel, Clear	Machine Solderable Pins

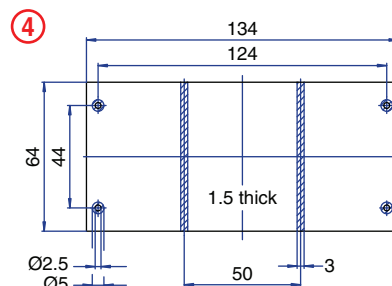
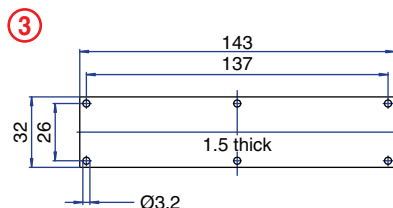
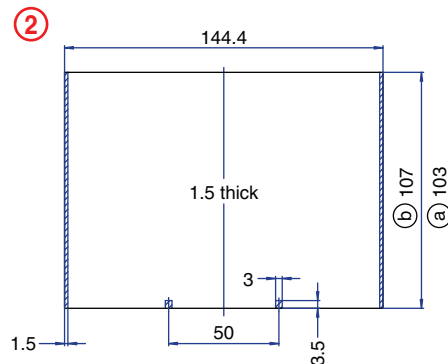
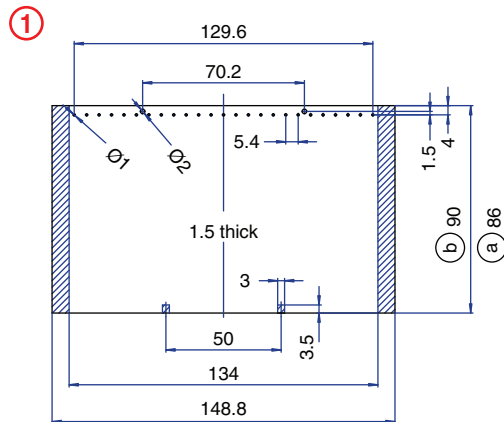
ACCESSORIES

Accessories	Part Number	Type
1 Meter DIN Rail	2511120/1M	TS35x7.5/1M
*Panel Mount Tab (need 3)	93.001.2	PMA

ENCLOSURE DRAWING (To convert to inches divide by 25.4.)



PCB DRAWING (To convert to inches divide by 25.4.)



unused space

① with base mount PCB

② without base mount PCB

¹On request.

50 Terminal

Pluggable
Connection



TECHNICAL INFORMATION

Electrical:

10A, 300V, 22-12 AWG

Housing Material:

Glass-filled Polycarbonate

Cover Material:

Glass-filled Polycarbonate

Temperature Range:

Up to 125°C (257°F)

Flammability Rating:

UL94 V-0¹

(V-2 Clear Panel)

Color:

Black Housing with Tan Cover

Terminal Type:

Box Clamp

Terminal Screw Size:

M3.5

Recommended Torque:

0.8Nm

Max. PCB's:

(5) Vertical

(1) Behind cover

(1) Base Mount

Mounting:

35mm DIN Rail or
optional panel mounting*

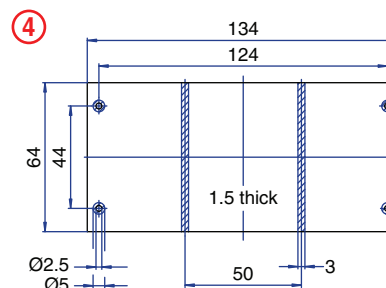
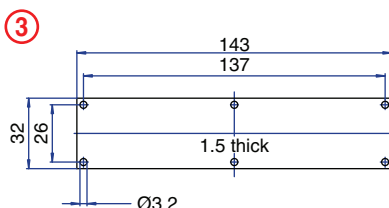
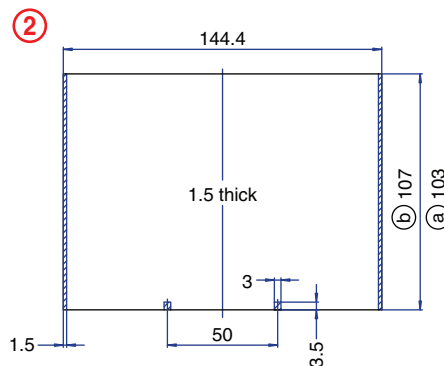
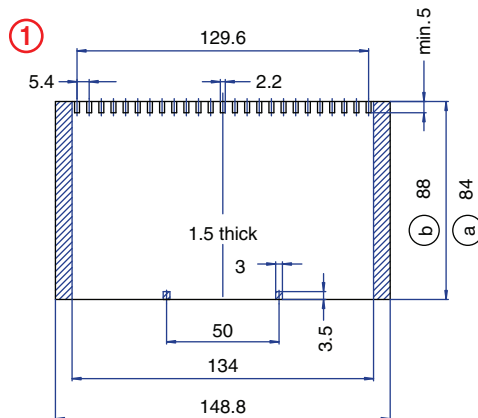
ORDERING INFORMATION

Part Number	Type	Description	PCB Connection
90.620	KO4716P	Solid Cover	Card Edge
90.621	KO4716P	Removable Cover Panel, Tan	Card Edge
90.622	KO4716P	Removable Cover Panel, Clear	Card Edge

ACCESSORIES

Accessories	Part Number	Type
1 Meter DIN Rail	2511120/1M	TS35x7.5/1M
*Panel Mount Tab (need 3)	93.001.2	PMA

PCB DRAWING (To convert to inches divide by 25.4.)



unused space

(a) with base mount PCB

(b) without base mount PCB

¹On request.

66 Terminal
Pluggable
Connection



TECHNICAL INFORMATION

Electrical:
10A, 300V, 22-12 AWG

Housing Material:
Glass-filled Polycarbonate

Cover Material:
Glass-filled Polycarbonate

Temperature Range:
Up to 125°C (257°F)

Flammability Rating:
UL94 V-0¹
(V-2 Clear Panel)

Color:
Black Housing with Tan Cover

Terminal Type:
Box Clamp

Terminal Screw Size:
M3.5

Recommended Torque:
0.8Nm

Max. PCB's:
(5) Vertical
(1) Behind cover

Mounting:
35mm DIN Rail or
optional panel mounting*

ORDERING INFORMATION

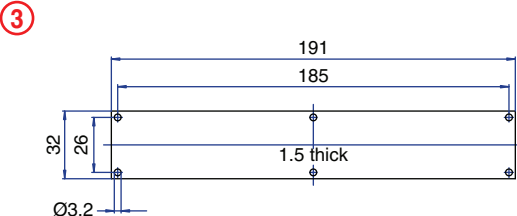
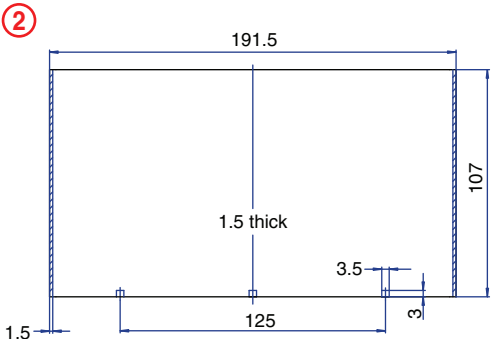
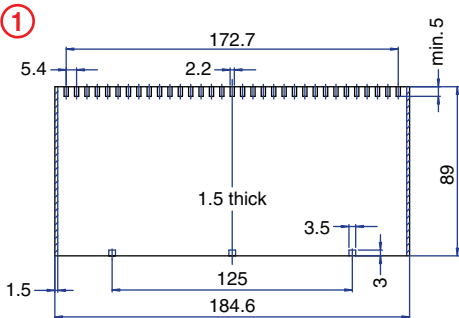
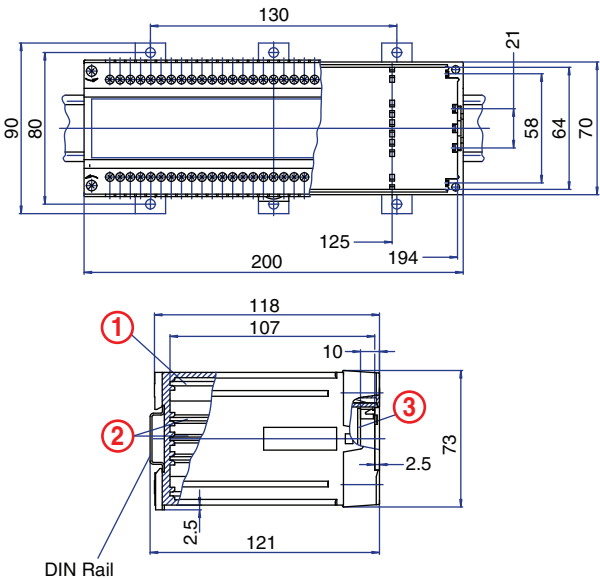
Part Number	Type	Description	PCB Connection
90.680	KO4721P	Solid Cover	Card Edge
90.681	KO4721P	Removable Cover Panel, Tan	Card Edge
90.682	KO4721P	Removable Cover Panel, Clear	Card Edge

ACCESSORIES

Accessories	Part Number	Type
1 Meter DIN Rail	2511120/1M	TS35x7.5/1M
*Panel Mount Tab (need 3)	93.001.2	PMA

PCB DRAWING (To convert to inches divide by 25.4.)

ENCLOSURE DRAWING (To convert to inches divide by 25.4.)



¹On request.

unused space

66 Terminal

Pluggable Connection



TECHNICAL INFORMATION

Electrical:

10A, 300V, 22-12 AWG

Housing Material:

Glass-filled Polycarbonate

Cover Material:

Glass-filled Polycarbonate

Temperature Range:

Up to 125°C (257°F)

Flammability Rating:

UL94 V-0¹

Color:

Black Housing with Tan Cover

Terminal Type:

Box Clamp

Terminal Screw Size:

M3.5

Recommended Torque:

0.8Nm

Max. PCB's:

(11) Vertical

(1) Base Mount

Mounting:

35mm DIN Rail or

optional panel mounting*

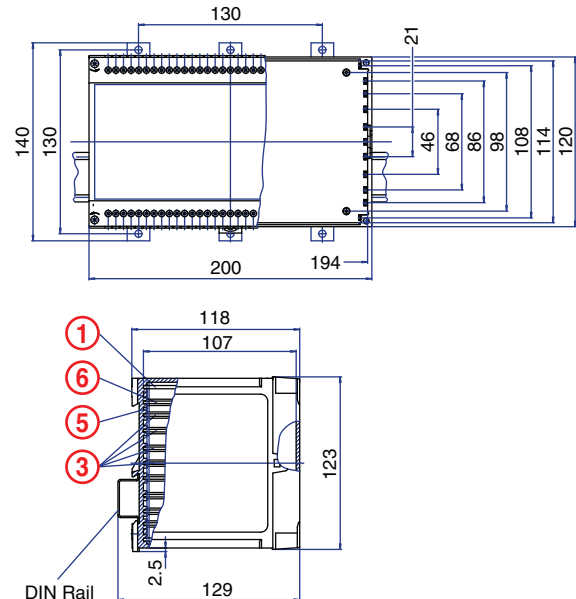
ORDERING INFORMATION

Part Number	Type	Description	PCB Connection
90.710	KO4723SP	Solid Cover	Card Edge

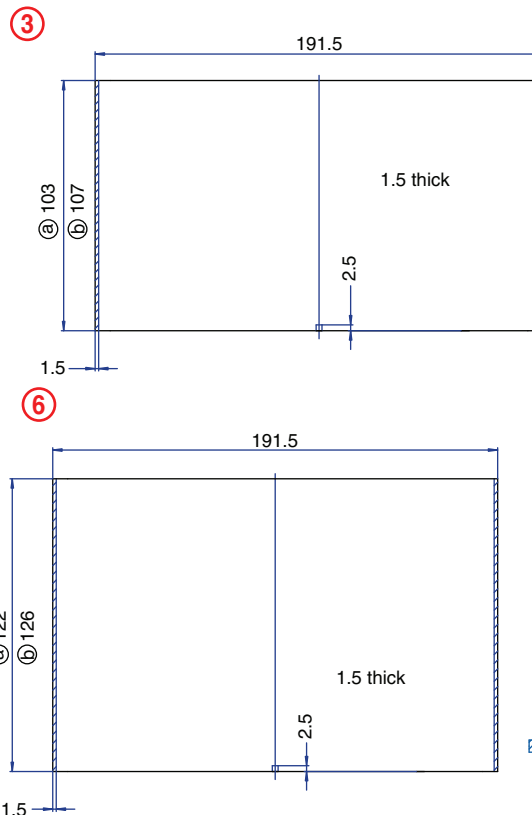
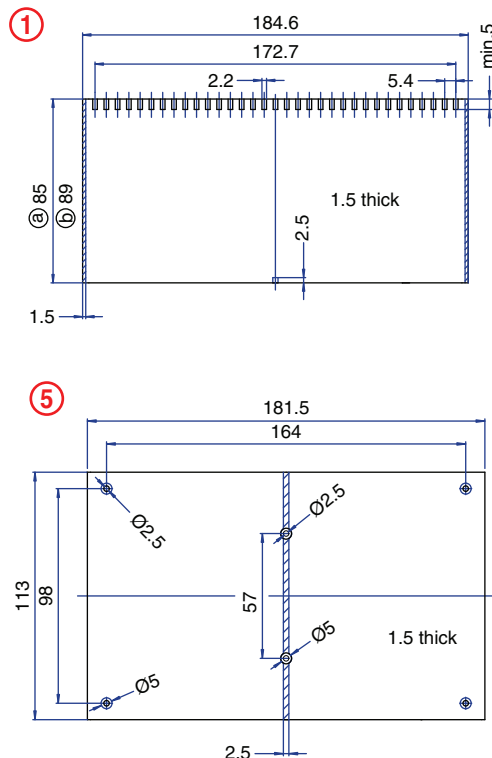
ACCESSORIES

Accessories	Part Number	Type
1 Meter DIN Rail	2511120/1M	TS35x7.5/1M

*Panel Mount Tab (need 3)

ENCLOSURE DRAWING (To convert to inches divide by 25.4.)

PCB DRAWING (To convert to inches divide by 25.4.)



¹On request.

 unused space

① with base mount PCB

② without base mount PCB

84 Terminal
Pluggable and
Solder Connection



TECHNICAL INFORMATION

Electrical: 10A, 300V, 22-14 AWG	Terminal Type: Screw / Pressure Plate
Housing Material: Glass-filled Polycarbonate	Terminal Screw Size: M3.5
Cover Material: Glass-filled Polycarbonate	Recommended Torque: 0.8Nm
Temperature Range: Up to 125°C (257°F)	Max. PCB's: (11) Vertical (1) Base Mount
Flammability Rating: UL94 V-0 ¹	Mounting: 35mm DIN Rail or optional panel mounting*
Color: Black Housing with Tan Cover	

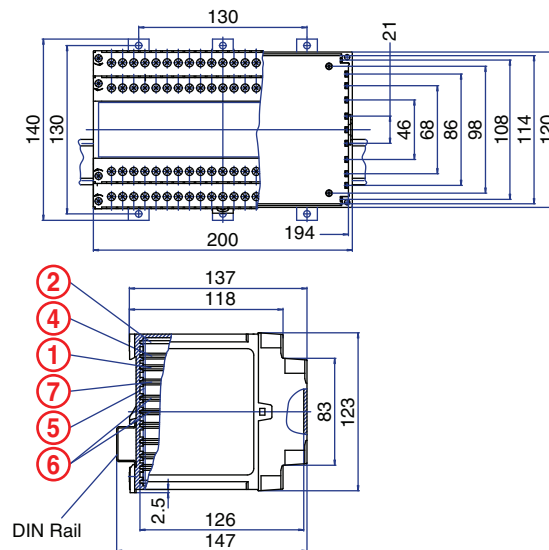
ORDERING INFORMATION

Part Number	Type	Description	PCB Connection
90.740	KO4722DP	Solid Cover	Card Edge/ Wire Jumper

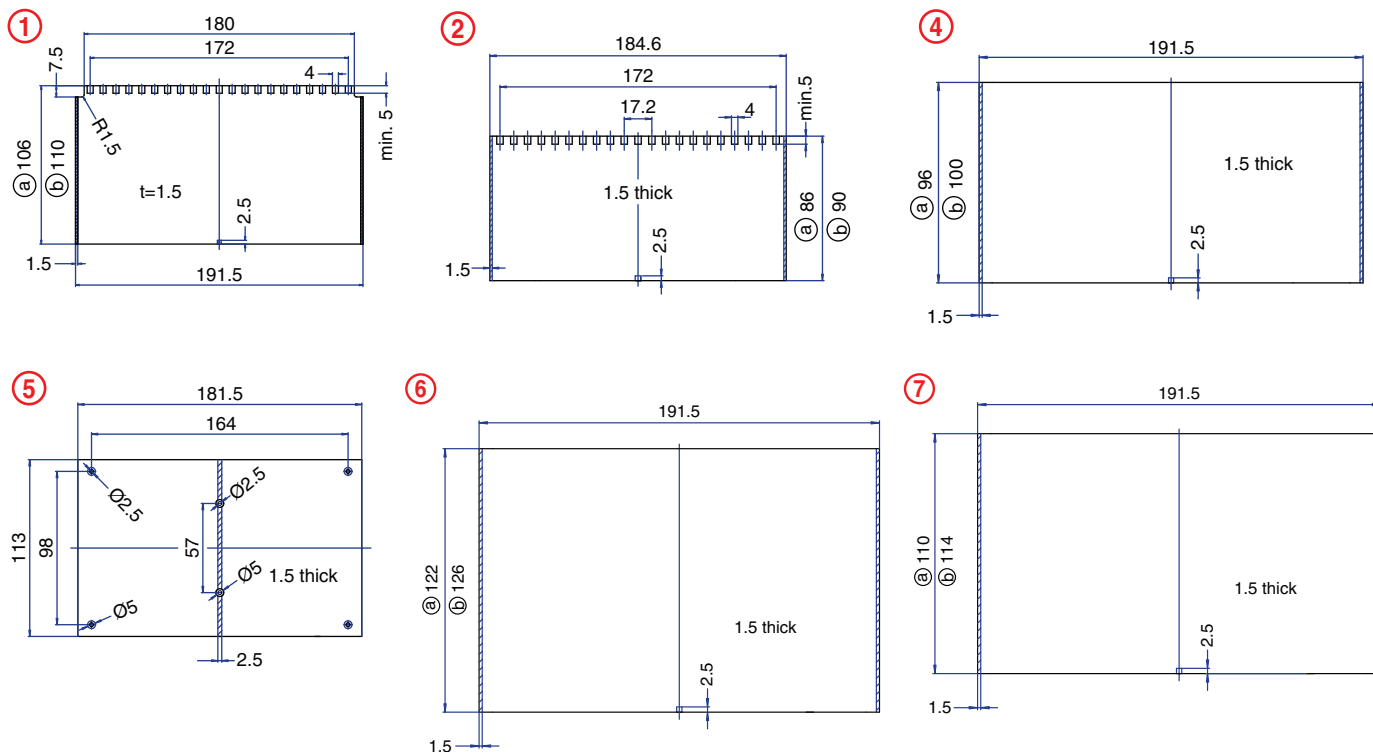
ACCESSORIES

Accessories	Part Number	Type
1 Meter DIN Rail	CA701/15-S	TS35x15/1M
*Panel Mount Tab (need 3)	93.001.2	PMA

ENCLOSURE DRAWING (To convert to inches divide by 25.4.)



PCB DRAWING (To convert to inches divide by 25.4.)



¹On request.

unused space
@ with base mount PCB
@ without base mount PCB

132 Terminal

Pluggable
Connection



TECHNICAL INFORMATION

Electrical:

10A, 300V, 22-12 AWG

Housing Material:

Glass-filled Polycarbonate

Cover Material:

Glass-filled Polycarbonate

Temperature Range:

Up to 125°C (257°F)

Flammability Rating:

UL94 V-0¹

Color:

Black Housing with Tan Cover

Terminal Type:

Box Clamp

Terminal Screw Size:

M3.5

Recommended Torque:

0.8Nm

Max. PCB's:

(11) Vertical

(1) Base Mount

Mounting:

35mm DIN Rail or
optional panel mounting*

ORDERING INFORMATION

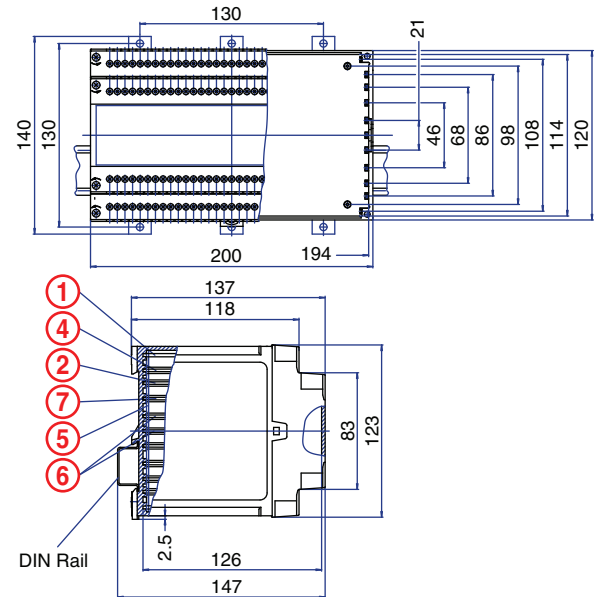
Part Number	Type	Description	PCB Connection
90.770	KO4723DP	Solid Cover	Card Edge

ACCESSORIES

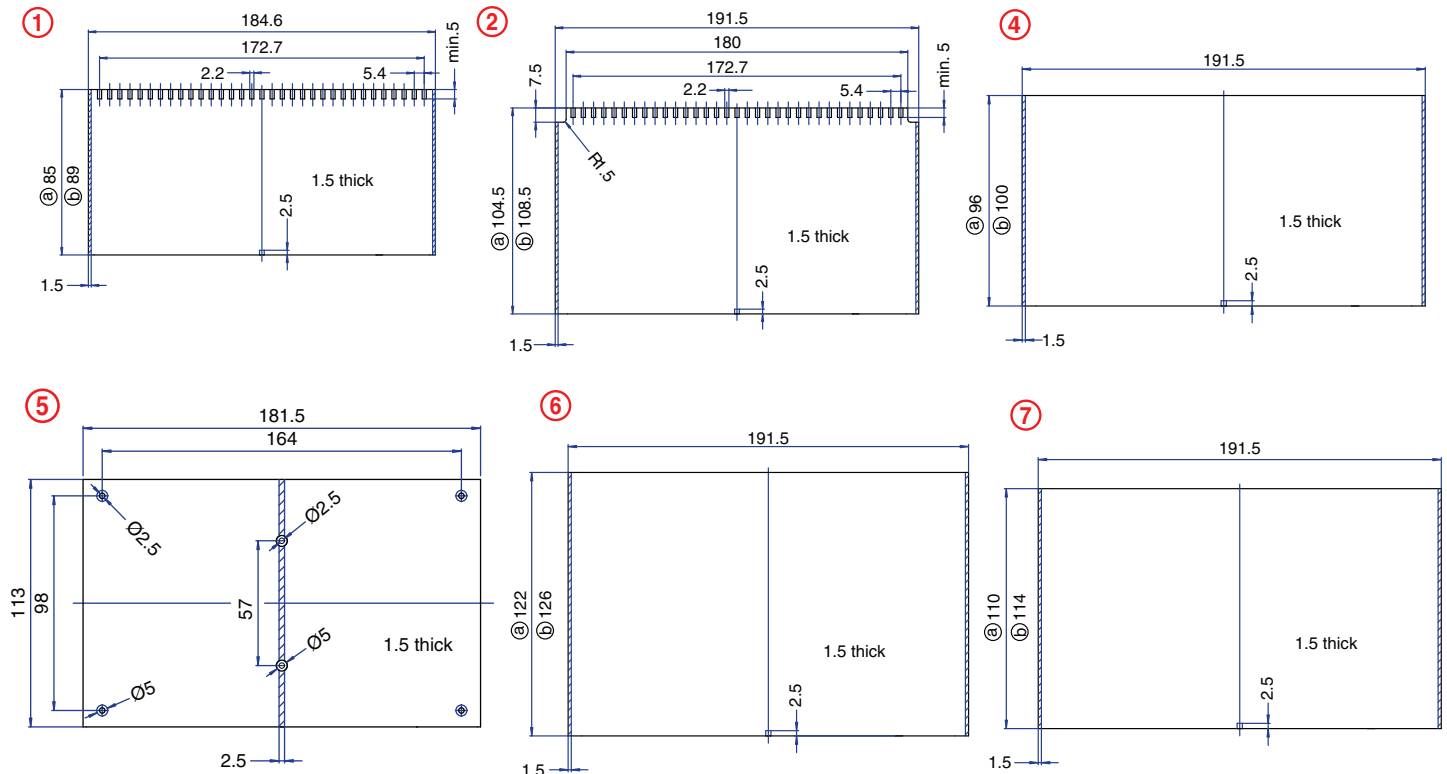
Accessories	Part Number	Type
1 Meter DIN Rail	CA701/15-S	TS35x15/1M
*Panel Mount Tab (need 3)	93.001.2	PMA

*Panel Mount Tab (need 3)

ENCLOSURE DRAWING (To convert to inches divide by 25.4.)




PCB DRAWING (To convert to inches divide by 25.4.)



¹On request.

KO4700 Series - Modular

6 Terminal
with 6 High Current
Terminals
Solder Connection



TECHNICAL INFORMATION

Electrical: 40A, 300V, 18-8 AWG	Terminal Type: Box Clamp
Housing Material: Glass-filled Polycarbonate	Terminal Screw Size: M3.5
Cover Material: Glass-filled Polycarbonate	Recommended Torque: 0.8Nm
Temperature Range: Up to 125°C (257°F)	Max. PCB's: (2) Vertical (2) Horizontal
Flammability Rating: UL94 V-0 ¹	Mounting: 35mm DIN Rail or optional panel mounting*
Color: Black Housing with Tan Cover	

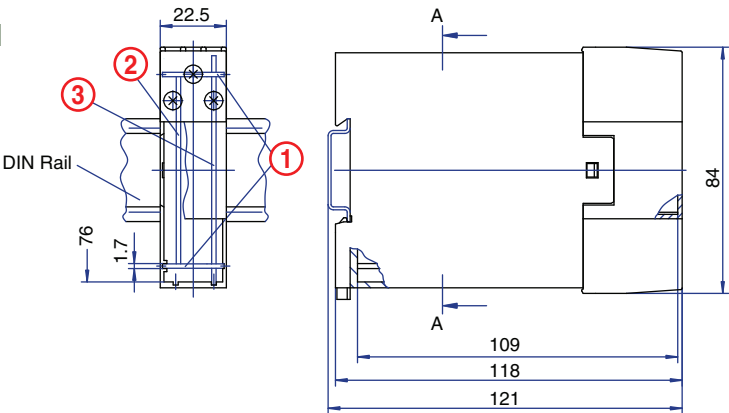
ORDERING INFORMATION

Part Number	Type	Description
90.815	KO4734	Removable High Current Wire Jumper Terminals

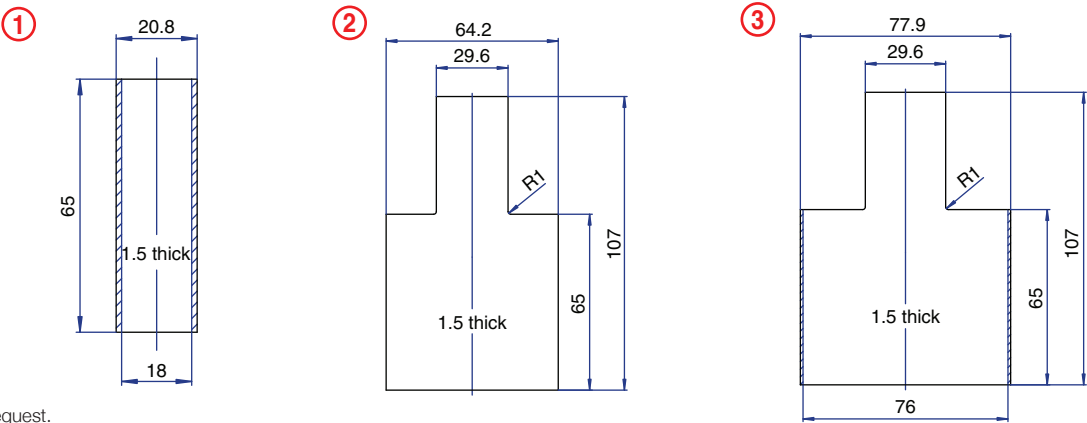
ACCESSORIES

Accessories	Part Number	Type
1 Meter DIN Rail	2511120/1M	TS35x7.5/1M
*Panel Mount Tab	93.001.2	PMA

ENCLOSURE DRAWING (To convert to inches divide by 25.4.)




PCB DRAWING (To convert to inches divide by 25.4.)



¹On request.

unused space

14 Terminal Maximum Pluggable Card Edge Connection



TECHNICAL INFORMATION

Electrical:

see chart for Amperages,
300V, 22-12 AWG

Housing Material:

Glass-filled Polycarbonate

Cover Material:

Glass-filled Polycarbonate

Temperature Range:

Up to 125°C (257°F)

Flammability Rating:

UL94 V-0¹

(V-2 Clear Panel)

Color:

Black Housing with Tan Cover

Terminal Type:

Box clamp

Terminal Screw Size:

M3.5

Recommended Torque:

0.8Nm

Max. PCB's:

(2) Vertical

(2) Horizontal

Mounting:

35mm DIN Rail or
optional panel mounting*

COMPLETE ENCLOSURE CONSISTS OF

- (1) Base Housing
- (1) Cover Frame
- (1) Cover Panel
- (2) Terminal or blanking blocks

ORDERING INFORMATION

Part Number	Type	Description
90.810	KO4730H	Base Housing
90.810.1	KO4730F	Cover Frame
90.810.2	KO4730P	Cover Panel, Tan
90.810.3	KO4730P-C	Cover Panel, Clear
90.810.4	KO4730P/S	Cover Panel with terminal release slots, Tan
90.810.5	KO4730P-C/S	Cover Panel with terminal release slots, Clear
90.803	KO473xT/3	Terminal Block, 3 terminals
90.804	KO473xT/4	Terminal Block, 4 terminals
90.807	KO473xT/7	Terminal Block, 7 terminals
90.800	KO473xT/B	Blanking Block, 0 terminals

ACCESSORIES

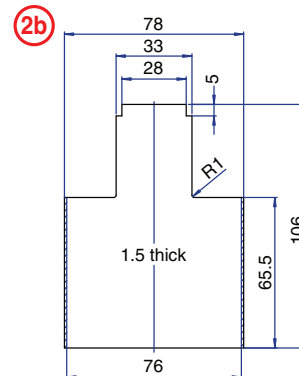
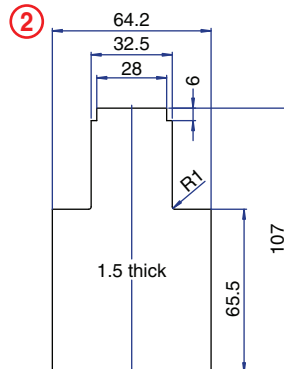
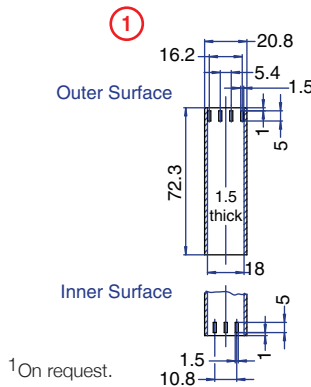
Accessories	Part Number	Type
1 Meter DIN Rail	2511120/1M	TS35x7.5/1M
*Panel Mount Tab	93.001.2	PMA

AMPERAGE CHART

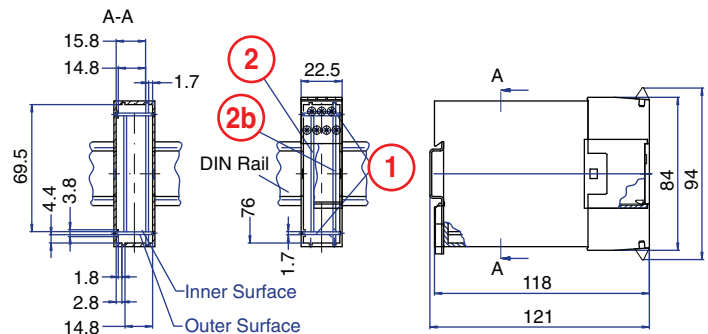
Max. Current Carrying Capacity of Terminal Blocks

	3 pole ○○○	4 pole ○○○○	7 pole ○○○○○
Max Amperage of Terminal Blocks	15A	28A	15A top row 28A bottom row
Max Amperage Per Terminal Point	5A	8A	5A top row 8A bottom row

PCB DRAWING (To convert to inches divide by 25.4.)




unused space



with 6 High Current Terminals

Connection/ Solder Connection



Electrical:

Housing Material:
Glass-filled Polycarbonate

Glass-filled Polycarbonate

Glass-filled Polycarbonate

Up to 125°C (257°F)

UL94 V-0¹

(V-2 Clear Panel)

Black Housing with Tan Cover

Box clamp

M3.5

0.8Nm

(2) Vertical

(2) Horizontal

Mounting:

35mm DIN Rail or

optional panel mounting*





Part Number

Part Number	Type	Description
90.825	KO4735H	Base Housing
90.825.1	KO4735F	Cover Frame
90.820.2	KO4731/5P	Cover Panel, Tan
90.820.3	KO4731/5P-C	Cover Panel, Clear
90.820.4	KO4731/5P/S	Cover Panel with terminal release slots, Tan
90.820.5	KO4731/5P-C/S	Cover Panel with terminal release slots, Clear
90.803	KO473xT/3	Terminal Block, 3 terminals
90.804	KO473xT/4	Terminal Block, 4 terminals
90.807	KO473xT/7	Terminal Block, 7 terminals
90.800	KO473xT/B	Blanking Block, 0 terminals
90.808	KO473xHCT	High Current Block, 3 terminals

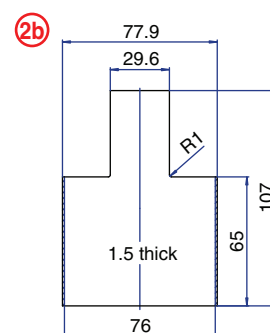
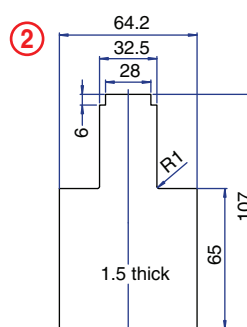
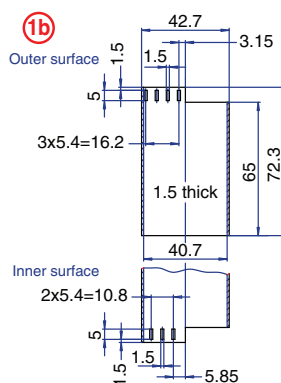
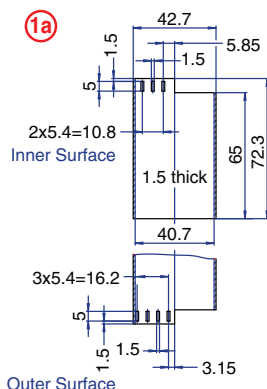
Accessories

Accessories	Part Number	Type
1 Meter DIN Rail	2511120/1M	TS35x7.5/1M
*Panel Mount Tab	93.001.2	PMA

Max. Current Carrying Capacity of Terminal Blocks

	3 pole 	4 pole 	7 pole 	High Current 
Max Amperage of Terminal Blocks	15A	28A	15A top row 28A bottom row	40A
Max Amperage Per Terminal Point	8A	8A	5A top row 8A bottom row	40A

1a 42.7 1b




Outer Surface

 unused space

28 Terminal Maximum

Pluggable Card Edge
Connection



TECHNICAL INFORMATION

Electrical:

see chart for Amperages,
300V, 22-12 AWG

Housing Material:

Glass-filled Polycarbonate

Cover Material:

Glass-filled Polycarbonate

Temperature Range:

Up to 125°C (257°F)

Flammability Rating:

UL94 V-0¹

(V-2 Clear Panel)

Color:

Black Housing with Tan Cover

Terminal Type:

Box clamp

Terminal Screw Size:

M3.5

Recommended Torque:

0.8Nm

Max. PCB's:

(2) Vertical

(2) Horizontal

Mounting:

35mm DIN Rail or
optional panel mounting*

COMPLETE ENCLOSURE CONSISTS OF

- (1) Base Housing
- (1) Cover Frame
- (1) Cover Panel
- (4) Terminal or blanking blocks

ORDERING INFORMATION

Part Number	Type	Description
90.820	KO4731H	Base Housing
90.820.1	KO4731F	Cover Frame
90.820.2	KO4731/5P	Cover Panel, Tan
90.820.3	KO4731/5P-C	Cover Panel, Clear
90.820.4	KO4731/5P/S	Cover Panel with terminal release slots, Tan
90.820.5	KO4731/5P-C/S	Cover Panel with terminal release slots, Clear
90.803	KO473xT/3	Terminal Block, 3 terminals
90.804	KO473xT/4	Terminal Block, 4 terminals
90.807	KO473xT/7	Terminal Block, 7 terminals
90.800	KO473xT/B	Blanking Block, 0 terminals

ACCESSORIES

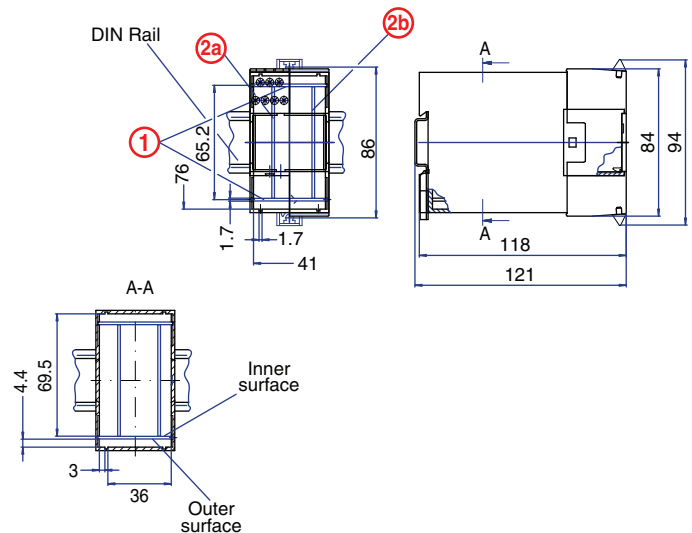
Accessories	Part Number	Type
1 Meter DIN Rail	2511120/1M	TS35x7.5/1M
*Panel Mount Tab	93.001.2	PMA

AMPERAGE CHART

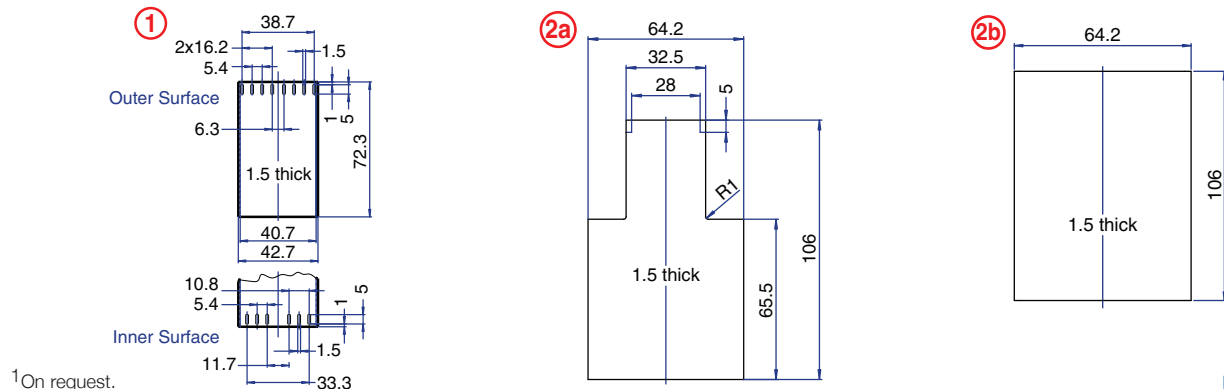
Max. Current Carrying Capacity of Terminal Blocks

	3 pole ○○○	4 pole ○○○○	7 pole ○○○○○
Max Amperage of Terminal Blocks	15A	28A	15A top row 28A bottom row
Max Amperage Per Terminal Point	5A	8A	5A top row 8A bottom row

ENCLOSURE DRAWING (To convert to inches divide by 25.4.)




PCB DRAWING (To convert to inches divide by 25.4.)



¹On request.

34 Terminal Maximum
with 6 High Current Terminals
Pluggable Card Edge
Connection/ Solder Connection



TECHNICAL INFORMATION

Electrical:

see chart for Amperages,
 300V, 22-12 AWG standard
 18-8 AWG high current

Housing Material:

Glass-filled Polycarbonate

Cover Material:

Glass-filled Polycarbonate

Temperature Range:

Up to 125°C (257°F)

Flammability Rating:

UL94 V-0¹
 (V-2 Clear Panel)

Color:

Black Housing with Tan Cover

Terminal Type:

Box clamp

Terminal Screw Size:

M3.5

Recommended Torque:

0.8Nm

Max. PCB's:

- (3) Vertical
- (2) Horizontal
- (1) Parallel with cover

Mounting:

35mm DIN Rail or
 optional panel mounting*

COMPLETE ENCLOSURE CONSISTS OF

- (1) Base Housing
- (1) Center Cover
- (4) Terminal or blanking blocks
- (2) High current terminal blocks

ORDERING INFORMATION

Part Number	Type	Description
90.830	KO4732/6H	Base Housing
90.830.6	KO4736F	Center Cover
90.803	KO473xT/3	Terminal Block, 3 terminals
90.804	KO473xT/4	Terminal Block, 4 terminals
90.807	KO473xT/7	Terminal Block, 7 terminals
90.800	KO473xT/B	Blanking Block, 0 terminals
90.808	KO473xHCT	High Current Block, 3 terminals

ACCESSORIES

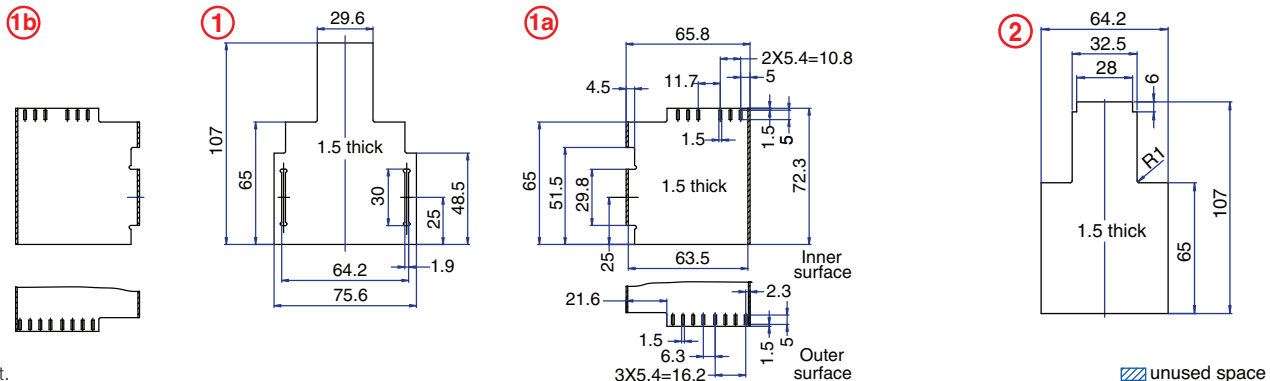
Accessories	Part Number	Type
1 Meter DIN Rail	2511120/1M	TS35x7.5/1M
*Panel Mount Tab (need 2)	93.001.2	PMA

AMPERAGE CHART

Max. Current Carrying Capacity of Terminal Blocks

	3 pole ○○○	4 pole ○○○○	7 pole ○○○○○	High Current ○○○
Max Amperage of Terminal Blocks	15A	28A	15A top row 28A bottom row	40A
Max Amperage Per Terminal Point	8A	8A	5A top row 8A bottom row	40A

PCB DRAWING (To convert to inches divide by 25.4.)



40 Terminal Maximum
with 12 High Current Terminals
Pluggable Card Edge
Connection/ Solder Connection



TECHNICAL INFORMATION

Electrical:

see chart for Amperages,
300V, 22-12 AWG standard
18-8 AWG high current

Housing Material:

Glass-filled Polycarbonate

Cover Material:

Glass-filled Polycarbonate

Temperature Range:

Up to 125°C (257°F)

Flammability Rating:

UL94 V-0¹

(V-2 Clear Panel)

Color:

Black Housing with Tan Cover

Terminal Type:

Box clamp

Terminal Screw Size:

M3.5

Recommended Torque:

0.8Nm

Max. PCB's:

(4) Vertical

(2) Horizontal

(1) Parallel with cover

Mounting:

35mm DIN Rail or

optional panel mounting*

COMPLETE ENCLOSURE CONSISTS OF

- (1) Base Housing
- (1) Center Cover
- (4) Terminal or blanking blocks
- (4) High current terminal blocks

ORDERING INFORMATION

Part Number	Type	Description
90.845	KO4737H	Base Housing
90.845.6	KO4737F	Center Cover
90.803	KO473xT/3	Terminal Block, 3 terminals
90.804	KO473xT/4	Terminal Block, 4 terminals
90.807	KO473xT/7	Terminal Block, 7 terminals
90.800	KO473xT/B	Blanking Block, 0 terminals
90.808	KO473xHCT	High Current Block, 3 terminals

ACCESSORIES

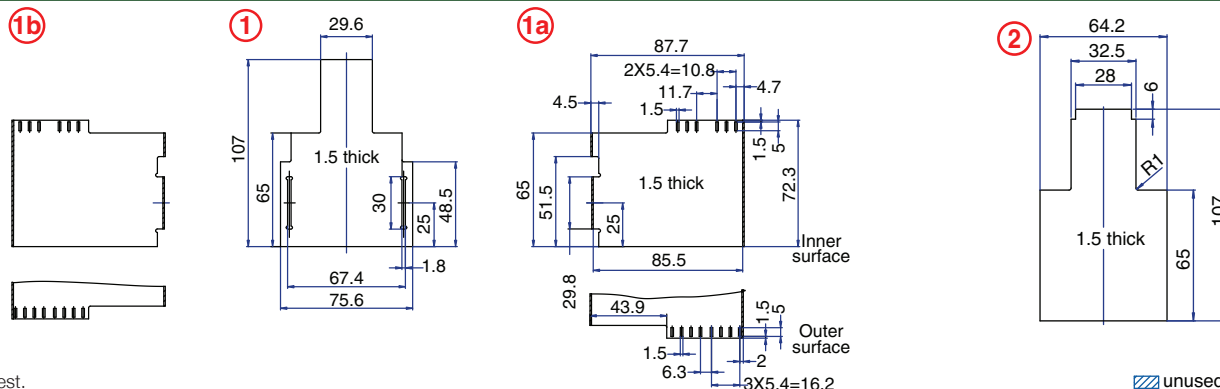
Accessories	Part Number	Type
1 Meter DIN Rail	2511120/1M	TS35x7.5/1M
*Panel Mount Tab (need 2)	93.001.2	PMA

AMPERAGE CHART

Max. Current Carrying Capacity of Terminal Blocks


	3 pole ○○○	4 pole ○○○○	7 pole ○○○○○	High Current ○○○
Max Amperage of Terminal Blocks	15A	28A	15A top row 28A bottom row	40A
Max Amperage Per Terminal Point	8A	8A	5A top row 8A bottom row	40A

PCB DRAWING (To convert to inches divide by 25.4.)



¹On request.

42 Terminal Maximum Pluggable Card Edge Connection



TECHNICAL INFORMATION

Electrical:

see chart for Amperages,
300V, 22-12 AWG

Housing Material:

Glass-filled Polycarbonate

Cover Material:

Glass-filled Polycarbonate

Temperature Range:

Up to 125°C (257°F)

Flammability Rating:

UL94 V-0¹

(V-2 Clear Panel)

Color:

Black Housing with Tan Cover

Terminal Type:

Box clamp

Terminal Screw Size:

M3.5

Recommended Torque:

0.8Nm

Max. PCB's:

(3) Vertical

(2) Horizontal

(1) Parallel with cover

Mounting:

35mm DIN Rail or

optional panel mounting*

COMPLETE ENCLOSURE CONSISTS OF

- (1) Base Housing
- (1) Cover Frame
- (1) Cover Panel
- (6) Terminal or blanking blocks

ORDERING INFORMATION

Part Number	Type	Description
90.830	KO4732/6H	Base Housing
90.830.1	KO4732F	Cover Frame
90.830.2	KO4732P	Cover Panel, Tan
90.830.3	KO4732P-C	Cover Panel, Clear
90.830.4	KO4732P/S	Cover Panel with terminal release slots, Tan
90.830.5	KO4732P-C/S	Cover Panel with terminal release slots, Clear
90.803	KO473xT/3	Terminal Block, 3 terminals
90.804	KO473xT/4	Terminal Block, 4 terminals
90.807	KO473xT/7	Terminal Block, 7 terminals
90.800	KO473xT/B	Blanking Block, 0 terminals

ACCESSORIES

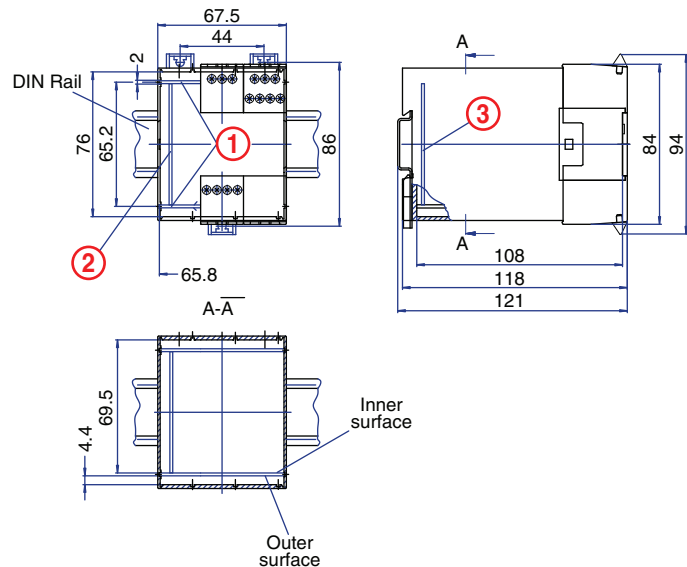
Accessories	Part Number	Type
1 Meter DIN Rail	2511120/1M	TS35x7.5/1M
*Panel Mount Tab (need 2)	93.001.2	PMA

AMPERAGE CHART

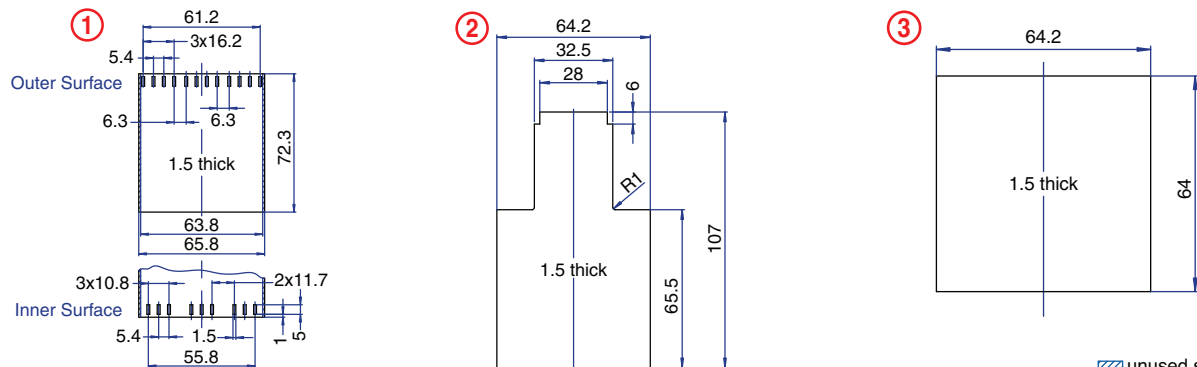
Max. Current Carrying Capacity of Terminal Blocks

	3 pole ○○○	4 pole ○○○○	7 pole ○○○○○
Max Amperage of Terminal Blocks	15A	28A	15A top row 28A bottom row
Max Amperage Per Terminal Point	5A	8A	5A top row 8A bottom row

ENCLOSURE DRAWING (To convert to inches divide by 25.4.)



PCB DRAWING (To convert to inches divide by 25.4.)



¹On request.

unused space

**56 Terminal
Maximum**
**Pluggable Card Edge
Connection**



TECHNICAL INFORMATION

Electrical:

see chart for Amperages,
300V, 22-12 AWG

Housing Material:

Glass-filled Polycarbonate

Cover Material:

Glass-filled Polycarbonate

Temperature Range:

Up to 125°C (257°F)

Flammability Rating:

UL94 V-0¹

(V-2 Clear Panel)

Color:

Black Housing with Tan Cover

Terminal Type:

Box clamp

Terminal Screw Size:

M3.5

Recommended Torque:

0.8Nm

Max. PCB's:

(4) Vertical

(2) Horizontal

(1ea.) Parallel with/
behind cover

Mounting:

35mm DIN Rail or

optional panel mounting*

ORDERING INFORMATION

Part Number	Type	Description
90.840	KO4733H	Base Housing
90.840.1	KO4733F	Cover Frame
90.840.2	KO4733P	Cover Panel, Tan
90.840.3	KO4733P-C	Cover Panel, Clear
90.840.4	KO4733P/S	Cover Panel with terminal release slots, Tan
90.840.5	KO4733P-C/S	Cover Panel with terminal release slots, Clear
90.803	KO473xT/3	Terminal Block, 3 terminals
90.804	KO473xT/4	Terminal Block, 4 terminals
90.807	KO473xT/7	Terminal Block, 7 terminals
90.800	KO473xT/B	Blanking Block, 0 terminals

ACCESSORIES

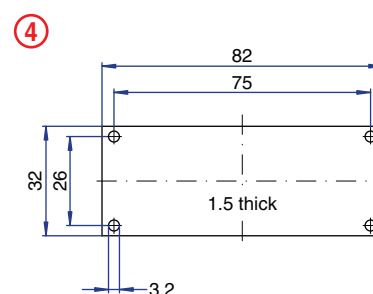
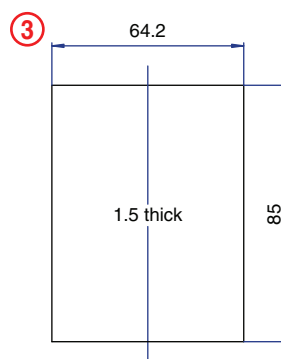
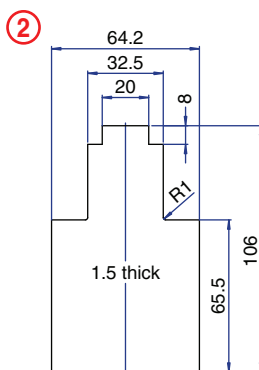
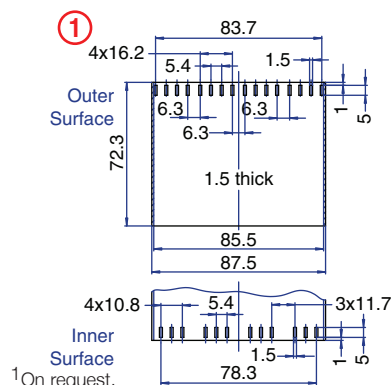
Accessories	Part Number	Type
1 Meter DIN Rail	2511120/1M	TS35x7.5/1M
*Panel Mount Tab (need 2)	93.001.2	PMA

AMPERAGE CHART

Max. Current Carrying Capacity of Terminal Blocks

	3 pole ○○○	4 pole ○○○○	7 pole ○○○○○
Max Amperage of Terminal Blocks	15A	28A	15A top row 28A bottom row
Max Amperage Per Terminal Point	5A	8A	5A top row 8A bottom row

PCB DRAWING (To convert to inches divide by 25.4.)

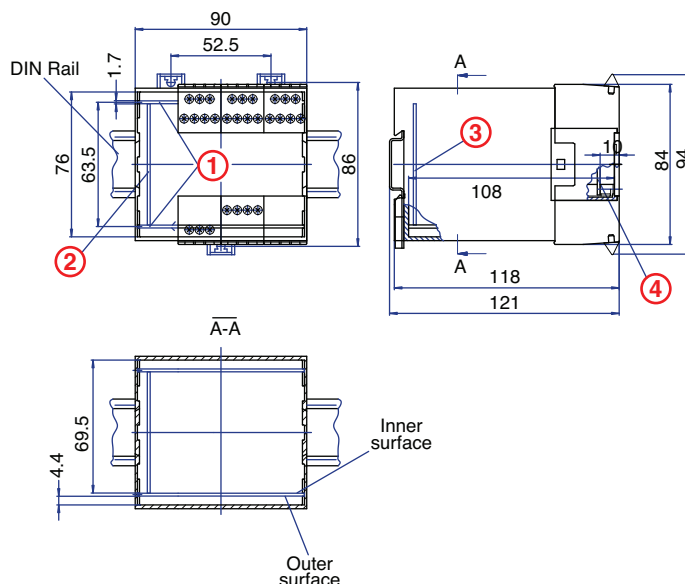


unused space

COMPLETE ENCLOSURE CONSISTS OF

- (1) Base Housing
- (1) Cover Frame
- (1) Cover Panel
- (8) Terminal or blanking blocks

ENCLOSURE DRAWING (To convert to inches divide by 25.4.)



K70 Series



The K70 series enclosures are small to medium in size and offer cost effective solutions for many applications.

They can accommodate 8 to 32 terminals for field wire connections. Pressure plate terminals are standard with both the fixed and pluggable versions.

MATERIALS

Housing

Housing Shell: Polycarbonate, 10% Glass-filled

Housing Cover: Polycarbonate, 10% Glass-filled

Terminals

Pressure Plate: Chromated Steel

Terminal Screw: Chromated Steel

Connector Contact: Tin Plated Bronze

Temperature Rating: 125°C (257°F) UL94 V-0¹

Standard Color: Light Gray

PROTECTION

K70 enclosures have an IP10 rating (hand protected). By using optional terminal covers the protection rating can be increased to IP20 (finger protected). VBG4 and other European accident prevention requirements are met.

CONSTRUCTION


The K70 enclosures are supplied as unassembled kits. Each kit consists of a housing shell and a snap-on cover, complete with integral terminals and terminal-to-board connection provisions. Integral printed circuit board guides are molded into the housing shell to save time when inserting boards, to prevent misconnections and to keep the boards in place. Integral tabs on the bottom of the shell further help to hold the boards in place and eliminate lateral movement and warpage.

Printed circuit boards can be mounted in three ways:

- Vertically
- Horizontally
- Behind the Front Cover

Boards can be placed vertically (perpendicular to the DIN rail) and/or horizontally (parallel with the DIN rail). Enclosures with plug-in covers can accept an additional board mounted directly behind the front cover. This board is ideal for mounting indicating devices such as LEDs, LCDs for monitoring, switches and potentiometers for setting and adjusting purposes. The housing cover snaps onto the housing shell. Two tabs lock the cover firmly in place. Removal of the cover is possible for service and repair. Potting is possible.

The K70 housing covers have external and internal barriers between terminals to increase creepage distance and to help prevent accidental touching of live potentials that may be present. Optional terminal covers that decrease the size of the opening are available as accessories.

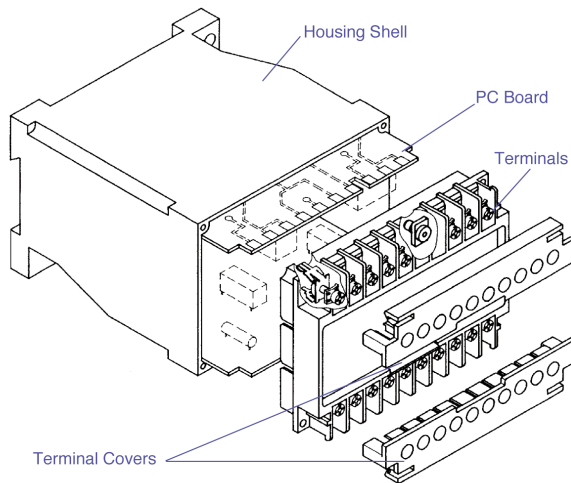


TERMINALS

Pressure Plate terminals with either fixed or pluggable terminal-to-board connections are offered in the K70 enclosures. The pressure plate, which is captive to the terminal screw, automatically rises when the screw is loosened. One or two wires of equal or different sizes up to 2.5mm² (14 AWG) can be terminated in each terminal. The grooved corners of the pressure plate ensure positive wire retention. The flat bottom of the terminal extends to the inside of the enclosure and provides the terminal-to-board connection. The terminal screws can be turned by a flat tip or a #2 Phillips screwdriver.

Upon request, terminals can be loaded in selected positions only.

¹On request.



TERMINAL-TO-BOARD CONNECTIONS

The K70 series offers fixed and pluggable terminal-to-board connection possibilities.

Fixed Connections

Fixed terminal-to-board connections can be made by Wire Jumper, Fast On tabs or Machine Solderable Pins (K7022.5C only).

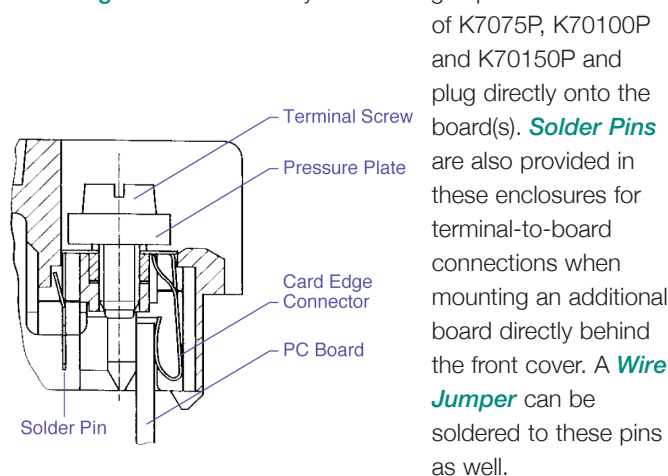
Fast On tabs, (2.8 x 0.8 mm) accept industry standard Fast On connectors crimped onto wire jumpers.

Wire Jumper connections can also be made by soldering a wire jumper between the center holes of the Fast On tab and the printed circuit board(s).

Machine Solderable Pins (offered only with type K7022.5C) can be removed from the enclosure and machine soldered to the board in the same step as other components, saving assembly time.

Pluggable Connections

Pluggable terminal-to-board connections are made by using **Card Edge** connectors. They are an integral part of the covers




of K7075P, K70100P and K70150P and plug directly onto the board(s). **Solder Pins** are also provided in these enclosures for terminal-to-board connections when mounting an additional board directly behind the front cover. A **Wire Jumper** can be soldered to these pins as well.

For better retention, the plug-in type covers have captive screws at the corners that insert into brass bushings, molded into the housing shell. The pluggable versions are ideal whenever quick connections and replacement are important. They also reduce the danger of misconnected wires and downtime.

MOUNTING

The K70 Enclosures mount easily by snapping onto standard 35mm DIN Rail. Many can also be panel mounted using corner mounting holes which accept two M4 or M5 (#6 or #10) screws. These mounting holes are molded into two corners of the housing shell base and do not increase the height or width of the enclosure, thus insuring a compact, high density arrangement when multiple enclosures are installed adjacent to each other. Enclosure types K7022.5A, K7022.5B and K7022.5C have two integral pull-out tabs on the base of the enclosure for panel mounting. (Refer to Enclosure Mounting Procedures on page 49.)



MARKING

The K70 enclosures have an area on the front of the cover for marking and mounting of components such as switches, potentiometers, LEDs or LCD indicators. Custom imprinted plates can be inserted as well, allowing imprinting of plates separate from the enclosure, reducing cost and delays.

ACCESSORIES

- 35 x 7.5 mm DIN Rail
- Terminal Covers
- Pull-Out Panel Mounting Tabs.

CUSTOMIZATION

Enclosures can be customized with cutouts and holes for potentiometers, switches, LEDs, LCDs and other devices. Using state of the art machining, we can punch, drill or cut to your most exacting specifications. Custom colors and special markings are also available. Please let us know what your requirements are.



12 Terminal Solder/Tab Connection



TECHNICAL INFORMATION

Electrical:

20A, 300V, 24-14 AWG

Housing Material:

Glass-filled Polycarbonate

Cover Material:

Glass-filled Polycarbonate

Temperature Range:

Up to 125°C (257°F)

Flammability Rating:

 UL94 V-0¹
Color:

Light Gray

Terminal Type:

Pressure Plate

Terminal Screw Size:

M2.5

Recommended Torque:

0.8Nm

PCB Locations:

(2) Vertical

Mounting:

 35mm DIN Rail or
panel mount

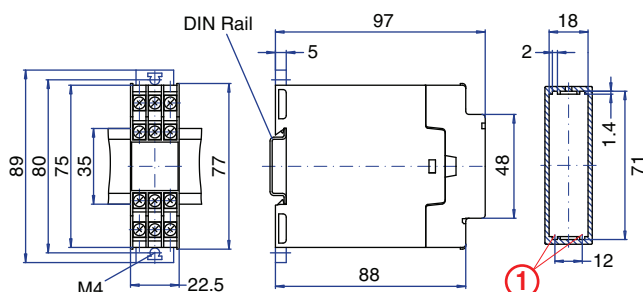
ORDERING INFORMATION

Part Number	Type	Description	PCB Connection
90.020	K7022.5B	Double Level Terminals	Wire Jumper/ Fast On

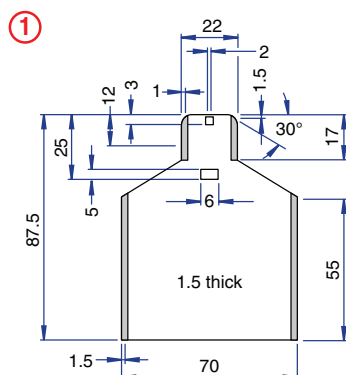
ACCESSORIES

Accessories	Part Number	Type
DIN Rail	2511120/1M	TS35x7.5/1M
Terminal Covers*	90.020.1/90.020.2	K7022.5BTC1/TC2

ENCLOSURE DRAWING (To convert to inches divide by 25.4.)



PCB DRAWING (To convert to inches divide by 25.4.)



* Note: Need one of each Terminal Cover. ¹On request. unused space

12 Terminal Solder Connection



TECHNICAL INFORMATION

Electrical:

20A, 300V, 22-14 AWG

Housing Material:

Glass-filled Polycarbonate

Cover Material:

Glass-filled Polycarbonate

Temperature Range:

Up to 125°C (257°F)

Flammability Rating:

 UL94 V-0¹
Color:

Light Gray

Terminal Type:

Pressure Plate

Terminal Screw Size:

M3.5

Recommended Torque:

0.8Nm

PCB Locations:

(2) Vertical

Mounting:

 35mm DIN Rail or
panel mount

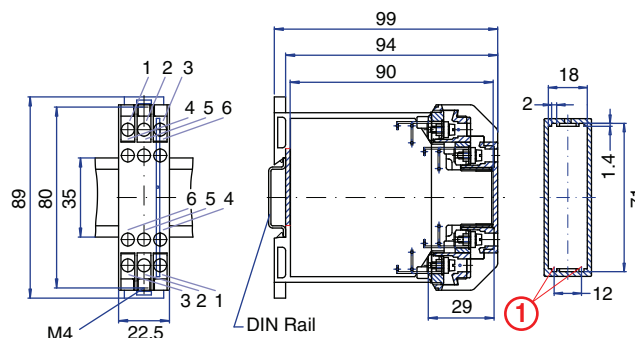
ORDERING INFORMATION

Part Number	Type	Description	PCB Connection
90.030	K7022.5C	Shrouded Double Level Terminals	Wire Jumper/ Machine Solderable Pins

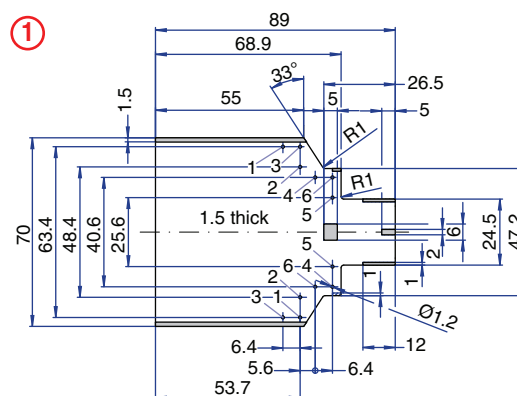
ACCESSORIES

Accessories	Part Number	Type
DIN Rail	2511120/1M	TS35x7.5/1M

ENCLOSURE DRAWING (To convert to inches divide by 25.4.)



PCB DRAWING (To convert to inches divide by 25.4.)



unused space

12 Terminal
Solder/Tab Connection



TECHNICAL INFORMATION

Electrical: 25A, 300V, 22-14 AWG	Terminal Type: Pressure Plate
Housing Material: Glass-filled Polycarbonate	Terminal Screw Size: M3.5
Cover Material: Glass-filled Polycarbonate	Recommended Torque: 0.8Nm
Temperature Range: Up to 125°C (257°F)	PCB Locations: (5) Vertical (1) Behind Cover
Flammability Rating: UL94 V-0 ¹	Mounting: 35mm DIN Rail
Color: Light Gray	

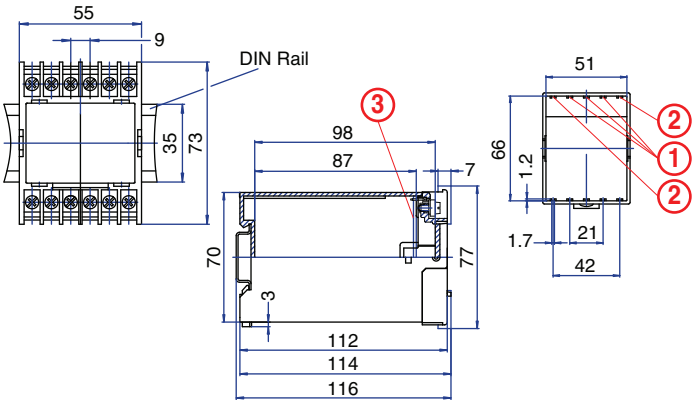
ORDERING INFORMATION

Part Number	Type	Description	PCB Connection
90.040	K7055	Single Level Terminals	Wire Jumper/ Fast On

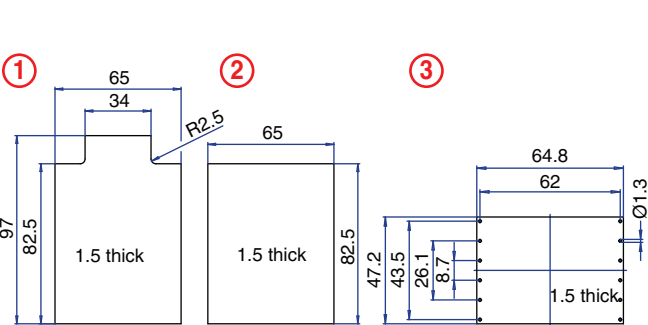
ACCESSORIES


Accessories	Part Number	Type
DIN Rail	251120/1M	TS35x7.5/1M
Terminal Covers*	90.040.1	K7055/TC1

ENCLOSURE DRAWING (To convert to inches divide by 25.4.)




PCB DRAWING (To convert to inches divide by 25.4.)



* Note: Need two Terminal Covers. ¹On request.  unused space

16 Terminal
Pluggable Connection



TECHNICAL INFORMATION

Electrical: 10A, 300V, 22-14 AWG	Terminal Type: Pressure Plate
Housing Material: Glass-filled Polycarbonate	Terminal Screw Size: M3.5
Cover Material: Glass-filled Polycarbonate	Recommended Torque: 0.8Nm
Temperature Range: Up to 125°C (257°F)	PCB Locations: (7) Vertical (6) Horizontal (1) Behind Cover
Flammability Rating: UL94 V-0 ¹	Mounting: 35mm DIN Rail or panel mount
Color: Light Gray	

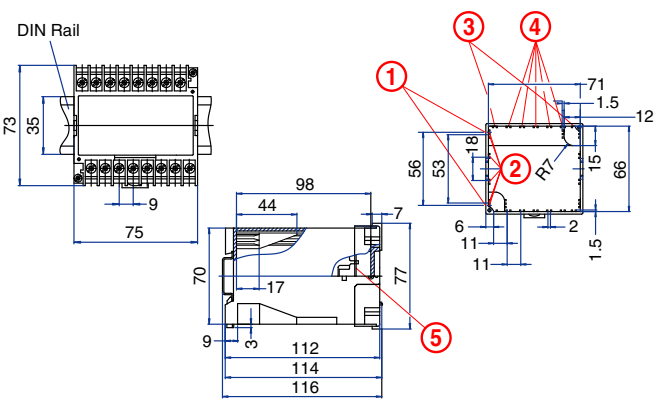
ORDERING INFORMATION

Part Number	Type	Description	PCB Connection
90.050	K7075P	Single Level Terminals	Wire Jumper/ Solder Pin/ Card Edge

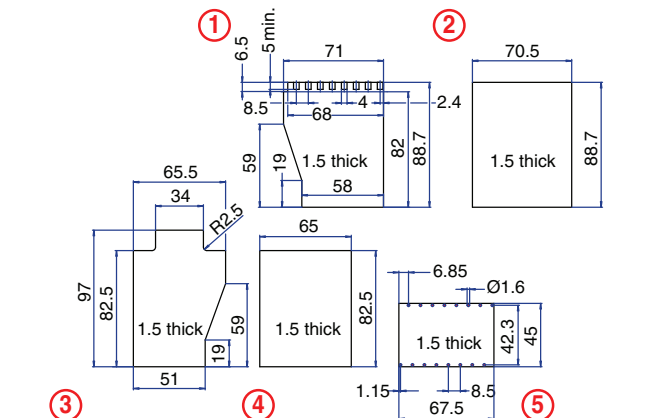
ACCESSORIES


Accessories	Part Number	Type
DIN Rail	251120/1M	TS35x7.5/1M
Terminal Cover*	90.050.1	K7075P/TC1

ENCLOSURE DRAWING (To convert to inches divide by 25.4.)



PCB DRAWING (To convert to inches divide by 25.4.)



* Note: Need two Terminal Covers.  unused space

20 Terminal Solder/Tab Connection



TECHNICAL INFORMATION

Electrical: 25A, 300V, 22-14 AWG	Terminal Type: Pressure Plate
Housing Material: Glass-filled Polycarbonate	Terminal Screw Size: M3.5
Cover Material: Glass-filled Polycarbonate	Recommended Torque: 0.8Nm
Temperature Range: Up to 125°C (257°F)	PCB Locations: (10) Vertical
Flammability Rating: UL94 V-0 ¹	Mounting: 35mm DIN Rail or panel mount
Color: Light Gray	

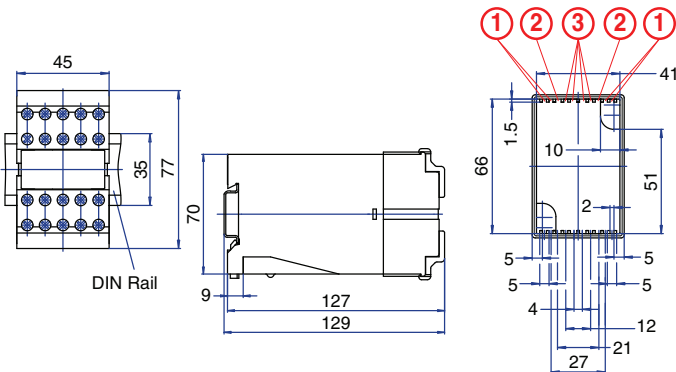
ORDERING INFORMATION

Part Number	Type	Description	PCB Connection
90.070	K7045D2	Shrouded Double Level Terminals	Wire Jumper/ Fast On

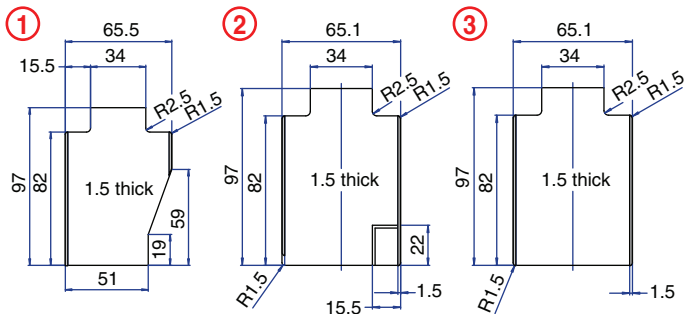
ACCESSORIES

Accessories	Part Number	Type
DIN Rail	2511120/1M	TS35x7.5/1M
Terminal Covers*		

ENCLOSURE DRAWING (To convert to inches divide by 25.4.)



PCB DRAWING (To convert to inches divide by 25.4.)



* Note: Integral Terminal Covers. ¹On request. unused space

20 Terminal Solder/Tab Connection



TECHNICAL INFORMATION

Electrical: 25A, 300V, 22-14 AWG	Terminal Type: Pressure Plate
Housing Material: Glass-filled Polycarbonate	Terminal Screw Size: M3.5
Cover Material: Glass-filled Polycarbonate	Recommended Torque: 0.8Nm
Temperature Range: Up to 125°C (257°F)	PCB Locations: (4) Vertical (6) Horizontal
Flammability Rating: UL94 V-0 ¹	Mounting: 35mm DIN Rail or panel mount
Color: Light Gray	

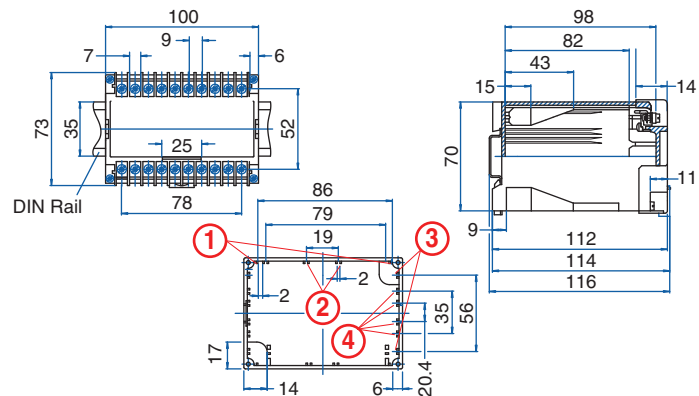
ORDERING INFORMATION

Part Number	Type	Description	PCB Connection
90.080	K70100A	Single Level Terminals	Wire Jumper/ Fast On

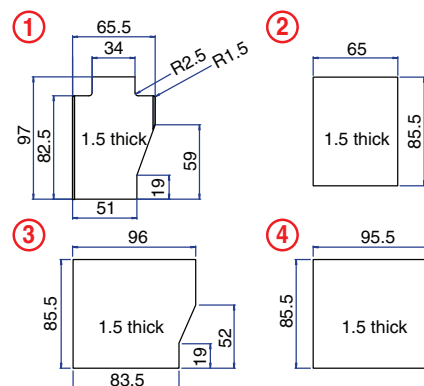
ACCESSORIES

Accessories	Part Number	Type
DIN Rail	2511120/1M	TS35x7.5/1M
Terminal Cover**	90.080.1	K70100/TC1

ENCLOSURE DRAWING (To convert to inches divide by 25.4.)




PCB DRAWING (To convert to inches divide by 25.4.)



** Note: Need two Terminal Covers. unused space

KU4000 Series



Versatile, compact enclosures are ideal for applications with space constraints and for mounting within large international style enclosures with 45mm (1.77 in.) cutouts, such as Altech's EK and AK series nonmetallic enclosures. Small to medium in size, KU4000 enclosures offer 8 to 64 terminals for field wire connections. Pressure plate or spring cage terminals are standard. The KU4000 series are equipped with double level terminals which provide a maximum number of external connections in a minimal amount of space. Standard enclosures are supplied as kits, containing the base, cover and the maximum number of terminals.

MATERIALS

Housing

Housing Shell: Polycarbonate, 10% Glass Filled

Base: Polycarbonate, 10% Glass Filled

Terminals

Terminal Pins: Tinned Steel

Pressure Plate: Chromated Steel

Terminal Screws: Chromated Steel

Spring Clamps: Stainless Steel

Temperature Rating: 110°C (230°F) UL94 V-0¹

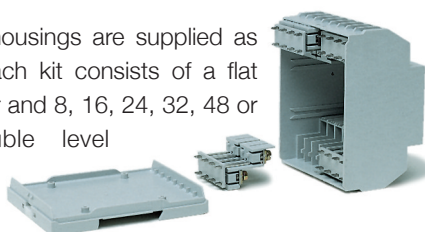
Standard Color: Light Gray

PROTECTION

KU4000 enclosures have an IP20 rating (finger protected) and meet VBG4 and other European accident prevention requirements.

CONSTRUCTION

The KU4000 series housings are supplied as unassembled kits. Each kit consists of a flat base, a housing cover and 8, 16, 24, 32, 48 or 64 terminals. Double level terminals keep the enclosure size to a

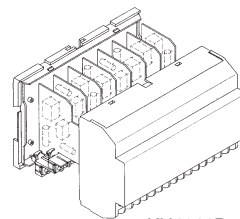


minimum, and yet, due to the innovative housing design, relatively large components can be mounted inside.

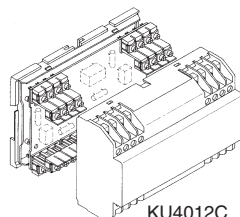
The terminals are machine solderable and have straight or right angle pins, depending on enclosure type (Type C has straight pins, Type B has right angle pins). We can also supply enclosures with fewer than the maximum number of terminals, please contact us with your requirements.

The KU4000 series are available in five widths, and are supplied with terminals in three standard positions:

- Terminals on top and bottom
- Terminals on one side only
- Terminals at both ends, the center area has no terminals.



KU4011B



KU4012C

Cover plugs are available as accessories and can be plugged into unused screw holes and wire entries. Plugs are offered as sets, consisting of one screw-hole cover and one wire entry cover (**Refer to Accessories in the Ordering Pages**).

Integral printed circuit board guides are molded into the housing cover to save time when inserting boards. They also prevent misconnections and keep the boards from moving.


Printed circuit boards can be mounted in three ways:

- Horizontally, parallel with the base
- Vertically, perpendicular to the base
- Vertically, parallel with the DIN rail

One large board can be mounted against the base of the enclosure (parallel with the base) using terminals with straight solder pins. Boards can also be mounted vertically (perpendicular to the base) by using terminals with right angle solder pins, or vertically (parallel with the DIN rail) by using a wire jumper connection.

(Refer to the Ordering Pages).

The face of the cover is 45mm (1.77 in.) high, and can be mounted into standard DIN distribution systems which have 45mm cutouts like Altechs EK and AK series of industrial enclosures. Mount the KU4000 enclosures together with circuit breakers and other DIN rail mount devices which also meet the 45mm standard. Removal of the housing cover is possible for service and repair after disconnecting the wires. KU4000 covers cannot be potted without taking special steps.

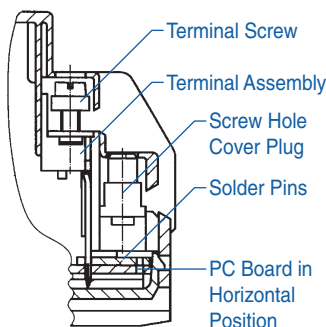


EK Series Industrial Enclosure

¹On request.

TERMINALS

Pressure plate terminals are standard for the KU4000 enclosure and ensure a vibration proof connection. The pressure plate, which is captive to the terminal screw, automatically rises when the screw is loosened. One or two wires of equal or different sizes up to 2.5mm² (14 AWG) can be terminated in each terminal. The grooved corners of the pressure plate ensure positive retention of the wires. The flat bottom of the terminal extends to the inside of the enclosure and provides the terminal-to-board connection. The terminal screws can be turned by a flat tip or a #2 Pozidriv screwdriver.



The KU4000 series is also available with spring cage terminals. The terminal is opened by applying pressure with a screwdriver to open the clamp. Once the wire is inserted, the screwdriver is removed, creating a vibration proof connection to the wire.

TERMINAL-TO-BOARD CONNECTIONS

The KU4000 series offers several fixed terminal-to-board connection possibilities. (Refer to the Ordering Pages for connection types.)

Wire Jumper connections can be made by soldering a wire jumper between the center hole of the right angle solder pins and the printed circuit board(s). Upon soldering, the board is installed into the enclosure complete with terminals and other components.

All KU4000 terminals have **Machine Solderable Pins**, which can be machine soldered to the board(s) in the same step as the other components, saving assembly time.

MOUNTING

The KU4000 enclosures snap onto standard 35mm DIN rail or can be panel mounted. Mount one or several enclosures together, or mix them with other DIN rail mounted devices such as terminal blocks, circuit breakers, etc. The choice is yours.

MARKING


The KU4000 series have large marking areas on the front of the cover.

ACCESSORIES

- Cover Plugs for Screw Hole and Wire Entries
- Screws for Mounting Printed Circuit Board
- Pull-Out Panel Mounting Tabs
- 35mm DIN Rail

CUSTOMIZATION

We can supply the KU4000, series enclosure kits with the exact number of terminals to meet your requirements. Enclosures can also be customized with cutouts and holes. Custom colors and special markings are also available.



Enclosure Mounting Procedures

DIN Rail Mounting

The top of the enclosure base has notches molded onto the sides. The bottom of the base has one spring-loaded tab that is factory installed into a molded guide for DIN rail mounting.

When mounting, tilt the bottom of the enclosure slightly away from the rail until the notches grab onto the top flange of the DIN rail. Push the bottom of the enclosure forward towards the DIN rail. The spring-loaded tab will snap onto the bottom of the rail and hold the enclosure firmly in place.



To remove the enclosure from the DIN rail, insert a screwdriver into the exposed slot in the tab and pull the tab down. Pull enclosure forward and remove from the rail.

Panel Mounting

To mount enclosures on a panel or any flat surface, at least one tab must be in place on the top and on the bottom of the enclosure base in the panel mount position. Standard enclosures are supplied with one tab on the bottom for DIN rail mounting.

Install one or more additional tabs (**see Accessories in the Ordering Pages**) into molded tab guides on the back of the enclosure base. Move the pre-installed bottom tab from the DIN rail position to the panel mount position.

To move the tab, insert a screwdriver under the spring pin, lift it and pull the tab forward until it extends approximately 6mm (.25 in.) from the enclosure. Release pin and lock the tab in the panel mount position.

We can supply the enclosures already set up for panel mounting if desired. (**Please specify when ordering**).

8 Terminal

Vertical PCB
Spring Clamp



TECHNICAL INFORMATION

Electrical: 10A, 300V, 26-14 AWG	Terminal Type: Spring Cage Clamp
Housing Material: Glass-filled Polycarbonate	Terminal Screw Size: —
Temperature Range: Up to 125°C (257°F)	Recommended Torque: —
Flammability Rating: UL94 V-0 ¹	Max. PCB's: (1) Vertical
Color: Light Gray	Mounting: 35mm DIN Rail or optional panel mounting*

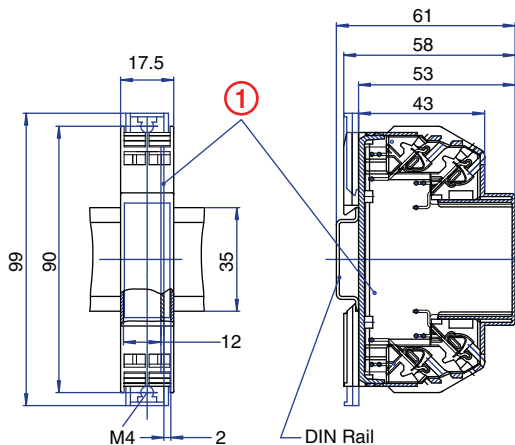
ORDERING INFORMATION

Part Number	Type	Description	PCB Connection
91.501	KU4037B	Right Angle Pins	Machine Solder/ Wire Jumper

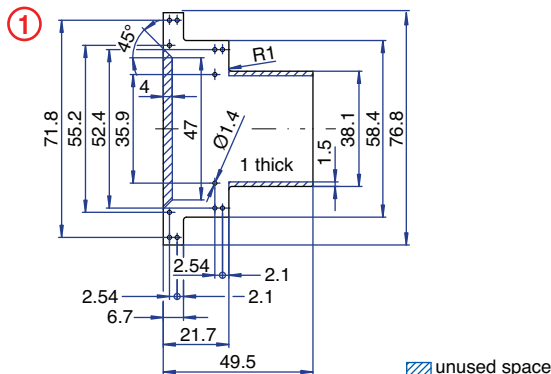
ACCESSORIES

Accessories	Part Number	Type
1 Meter DIN Rail	2511120/1M	TS35x7.5/1M
*Panel Mount Tab	93.001.5	PMA/KU

ENCLOSURE DRAWING (To convert to inches divide by 25.4.)



PCB DRAWING (To convert to inches divide by 25.4.)



¹On request.

8 Terminal

Horizontal PCB
Spring Clamp



TECHNICAL INFORMATION

Electrical: 10A, 300V, 26-14 AWG	Terminal Type: Spring Cage Clamp
Housing Material: Glass-filled Polycarbonate	Terminal Screw Size: —
Temperature Range: Up to 125°C (257°F)	Recommended Torque: —
Flammability Rating: UL94 V-0 ¹	Max. PCB's: (1) Horizontal
Color: Light Gray	Mounting: 35mm DIN Rail or optional panel mounting*

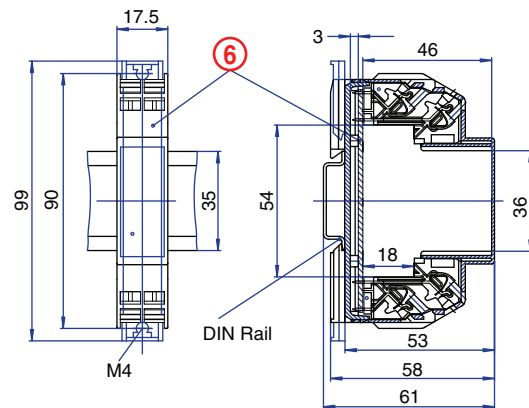
ORDERING INFORMATION

Part Number	Type	Description	PCB Connection
91.502	KU4037C	Straight Pins	Machine Solder

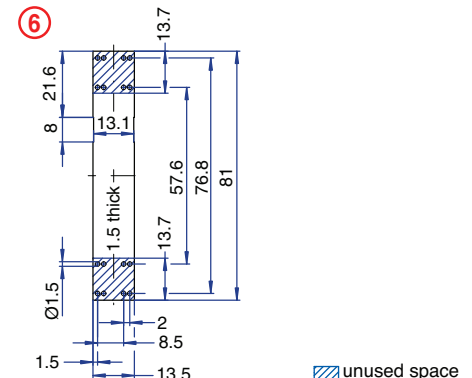
ACCESSORIES

Accessories	Part Number	Type
1 Meter DIN Rail	2511120/1M	TS35x7.5/1M
*Panel Mount Tab	93.001.5	PMA/KU

ENCLOSURE DRAWING (To convert to inches divide by 25.4.)




PCB DRAWING (To convert to inches divide by 25.4.)



KU4000 Series

8 Terminal

Tall Vertical PCB
Screw Clamp



TECHNICAL INFORMATION

Electrical: 16A, 300V, 22-14 AWG	Terminal Type: Screw / Pressure Plate
Housing Material: Glass-filled Polycarbonate	Terminal Screw Size: M3.5
Temperature Range: Up to 125°C (257°F)	Recommended Torque: 0.8Nm
Flammability Rating: UL94 V-0 ¹	Max. PCB's: (1) Vertical
Color: Light Gray	Mounting: 35mm DIN Rail or optional panel mounting*

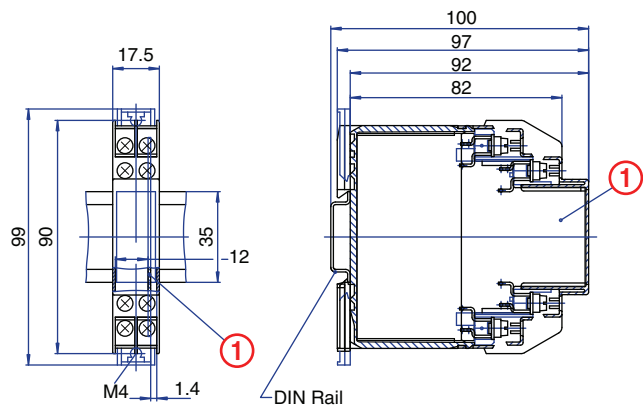
ORDERING INFORMATION

Part Number	Type	Description	PCB Connection
91.203	KU4001BT	Right Angle Pins	Machine Solder/ Wire Jumper

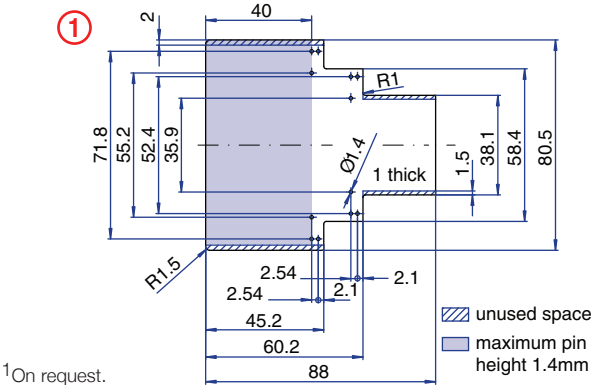
ACCESSORIES

Accessories	Part Number	Type
1 Meter DIN Rail	2511120/1M	TS35x7.5/1M
Screw-hole and Wire-Entry Cover Plug Set	91.201.1	SHPC
*Panel Mount Tab	93.001.5	PMA/KU

ENCLOSURE DRAWING (To convert to inches divide by 25.4.)



PCB DRAWING (To convert to inches divide by 25.4.)



¹On request.

8 Terminal

Tall Vertical PCB
Spring Clamp



TECHNICAL INFORMATION

Electrical: 10A, 300V, 26-14 AWG	Terminal Type: Spring Cage Clamp
Housing Material: Glass-filled Polycarbonate	Terminal Screw Size: -
Temperature Range: Up to 125°C (257°F)	Recommended Torque: -
Flammability Rating: UL94 V-0 ¹	Max. PCB's: (1) Vertical
Color: Light Gray	Mounting: 35mm DIN Rail or optional panel mounting*

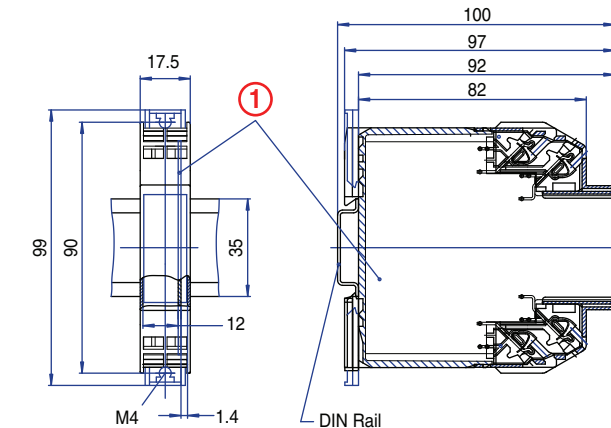
ORDERING INFORMATION

Part Number	Type	Description	PCB Connection
91.503	KU4037BT	Right Angle Pins	Machine Solder/ Wire Jumper

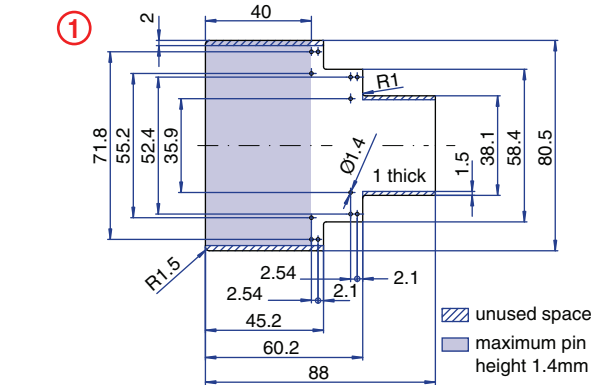
ACCESSORIES

Accessories	Part Number	Type
1 Meter DIN Rail	2511120/1M	TS35x7.5/1M
*Panel Mount Tab	93.001.5	PMA/KU

ENCLOSURE DRAWING (To convert to inches divide by 25.4.)



PCB DRAWING (To convert to inches divide by 25.4.)



12 Terminal
with 8 Standard and
4 High Current Terminals
Vertical PCB
Screw Clamp



TECHNICAL INFORMATION

Electrical:

Standard Terminal:
16A, 300V, 22-14 AWG
High Current Terminal:
50A, 300V, 18-8 AWG

Housing Material:

Glass-filled Polycarbonate

Temperature Range:

Up to 125°C (257°F)

Flammability Rating:

UL94 V-0¹

Color:

Light Gray

Terminal Type:

Standard: Screw/Pressure Plate
High Current: Box Clamp

Terminal Screw Size:

M3.5 / M4

Recommended Torque:

0.8Nm/1.2Nm

Max. PCB's:

(1) Vertical

Mounting:

35mm DIN Rail or
optional panel mounting*

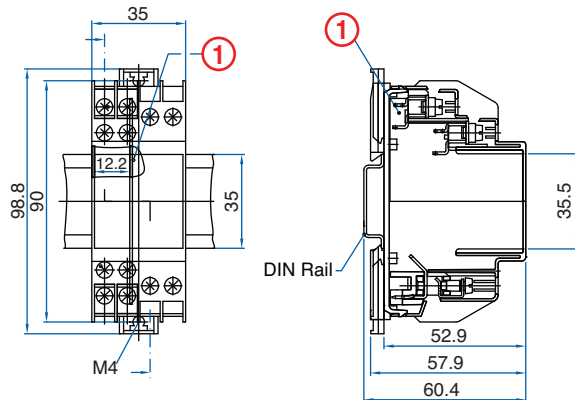
ORDERING INFORMATION

Part Number	Type	Description	PCB Connection
91.710	KU4088BHC	Right Angle Pins	Machine Solder/ Wire Jumper

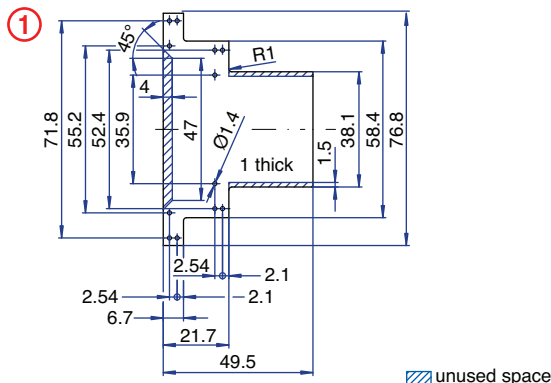
ACCESSORIES

Accessories	Part Number	Type
1 Meter DIN Rail	2511120/1M	TS35x7.5/1M
Screw-hole and Wire-Entry Cover Plug Set	91.201.1	SHPC
*Panel Mount Tab	93.001.5	PMA/KU

ENCLOSURE DRAWING (To convert to inches divide by 25.4.)



PCB DRAWING (To convert to inches divide by 25.4.)



¹On request.

unused space

12 Terminal
with 8 Standard and
4 High Current Terminals
Horizontal PCB
Screw Clamp



TECHNICAL INFORMATION

Electrical:

Standard Terminal:
16A, 300V, 22-14 AWG
High Current Terminal:
50A, 300V, 18-8 AWG

Housing Material:

Glass-filled Polycarbonate

Temperature Range:

Up to 125°C (257°F)

Flammability Rating:

UL94 V-0¹

Color:

Light Gray

Terminal Type:

Standard: Screw/Pressure Plate
High Current: Box Clamp

Terminal Screw Size:

M3.5 / M4

Recommended Torque:

0.8Nm/1.2Nm

Max. PCB's:

(1) Horizontal

Mounting:

35mm DIN Rail or
optional panel mounting*

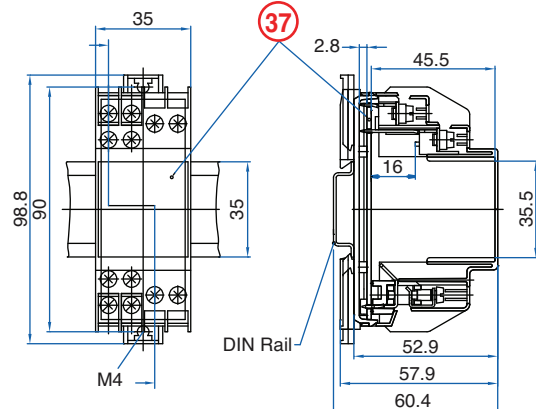
ORDERING INFORMATION

Part Number	Type	Description	PCB Connection
91.720	KU4088CHC	Straight Pins	Machine Solder/ Wire Jumper

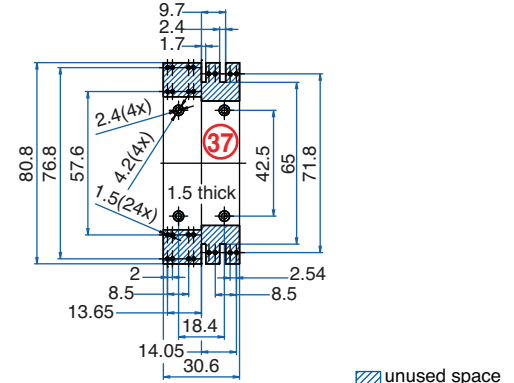
ACCESSORIES

Accessories	Part Number	Type
1 Meter DIN Rail	2511120/1M	TS35x7.5/1M
Screw-hole and Wire-Entry Cover Plug Set	91.201.1	SHPC
*Panel Mount Tab	93.001.5	PMA/KU

ENCLOSURE DRAWING (To convert to inches divide by 25.4.)



PCB DRAWING (To convert to inches divide by 25.4.)



unused space

KU4000 Series

16 Terminal

Vertical PCB
Screw Clamp



TECHNICAL INFORMATION

Electrical:

16A, 300V, 22-14 AWG

Housing Material:

Glass-filled Polycarbonate

Temperature Range:

Up to 125°C (257°F)

Flammability Rating:

UL94 V-0¹

Color:

Light Gray

Terminal Type:

Screw / Pressure Plate

Terminal Screw Size:

M3.5

Recommended Torque:

0.8Nm

Max. PCB's:

(2) Vertical

Mounting:

35mm DIN Rail or
optional panel mounting*

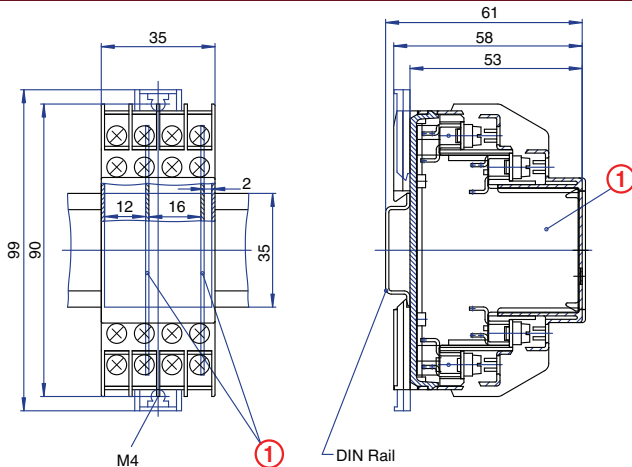
ORDERING INFORMATION

Part Number	Type	Description	PCB Connection
91.240	KU4002B	Right Angle Pins	Machine Solder/ Wire Jumper

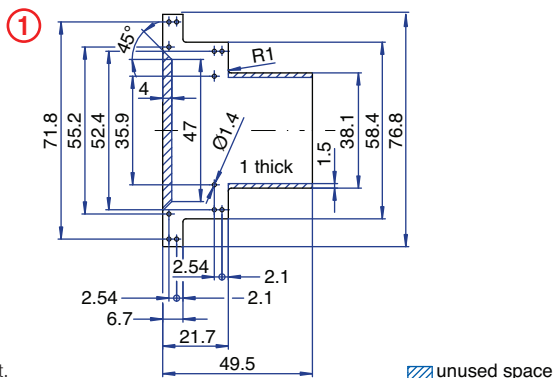
ACCESSORIES

Accessories	Part Number	Type
1 Meter DIN Rail	2511120/1M	TS35x7.5/1M
Screw-hole and Wire-Entry Cover Plug Set	91.201.1	SHPC
*Panel Mount Tab	93.001.5	PMA/KU

ENCLOSURE DRAWING (To convert to inches divide by 25.4.)



PCB DRAWING (To convert to inches divide by 25.4.)



¹On request.

16 Terminal

Horizontal PCB
Screw Clamp



TECHNICAL INFORMATION

Electrical:

16A, 300V, 22-14 AWG

Housing Material:

Glass-filled Polycarbonate

Temperature Range:

Up to 125°C (257°F)

Flammability Rating:

UL94 V-0¹

Color:

Light Gray

Terminal Type:

Screw / Pressure Plate

Terminal Screw Size:

M3.5

Recommended Torque:

0.8Nm

Max. PCB's:

(1) Horizontal

Mounting:

35mm DIN Rail or
optional panel mounting*

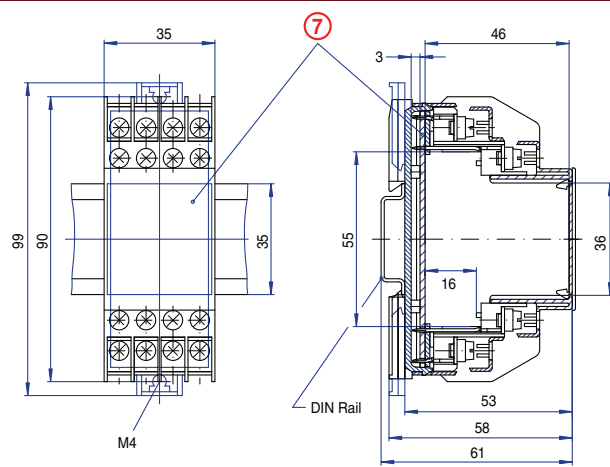
ORDERING INFORMATION

Part Number	Type	Description	PCB Connection
91.220	KU4002C	Straight Pins	Machine Solder

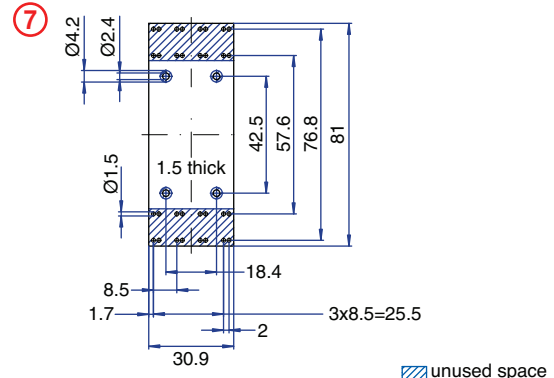
ACCESSORIES

Accessories	Part Number	Type
1 Meter DIN Rail	2511120/1M	TS35x7.5/1M
Screw-hole and Wire-Entry Cover Plug Set	91.201.1	SHPC
*Panel Mount Tab	93.001.5	PMA/KU

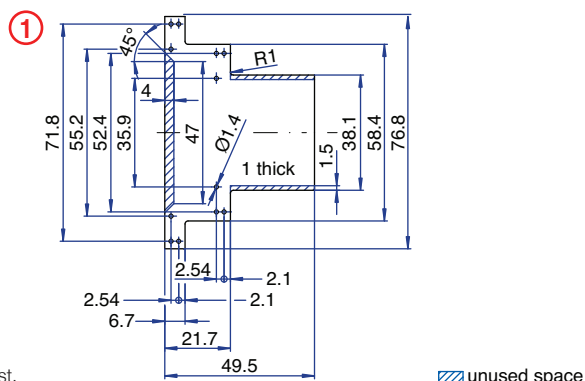
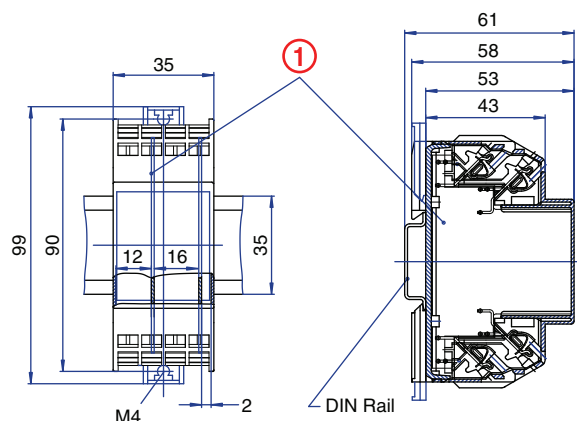
ENCLOSURE DRAWING (To convert to inches divide by 25.4.)



PCB DRAWING (To convert to inches divide by 25.4.)

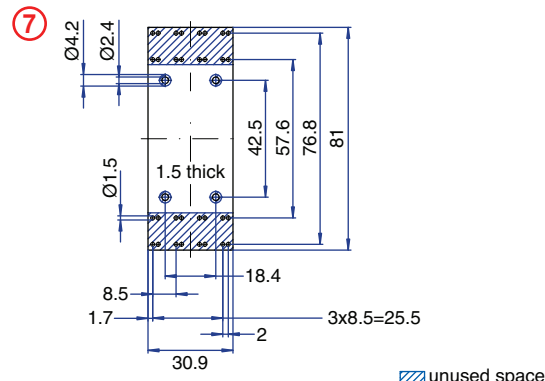
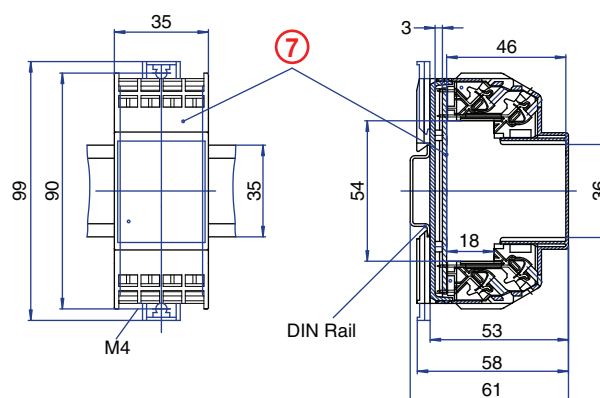


35mm DIN Rail or
optional panel mounting*



 unused space

35mm DIN Rail or
optional panel mounting*



 unused space

16 Terminal
Tall Vertical PCB
Screw Clamp



TECHNICAL INFORMATION

Electrical: 16A, 300V, 22-14 AWG	Terminal Type: Screw / Pressure Plate
Housing Material: Glass-filled Polycarbonate	Terminal Screw Size: M3.5
Temperature Range: Up to 125°C (257°F)	Recommended Torque: 0.8Nm
Flammability Rating: UL94 V-0 ¹	Max. PCB's: (2) Vertical
Color: Light Gray	Mounting: 35mm DIN Rail or optional panel mounting*

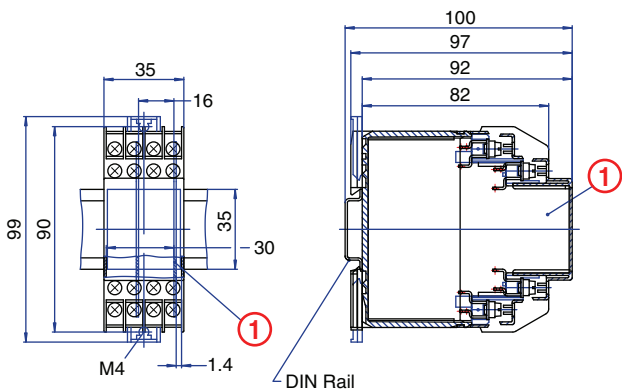
ORDERING INFORMATION

Part Number	Type	Description	PCB Connection
91.243	KU4002BT	Right Angle Pins	Machine Solder/ Wire Jumper

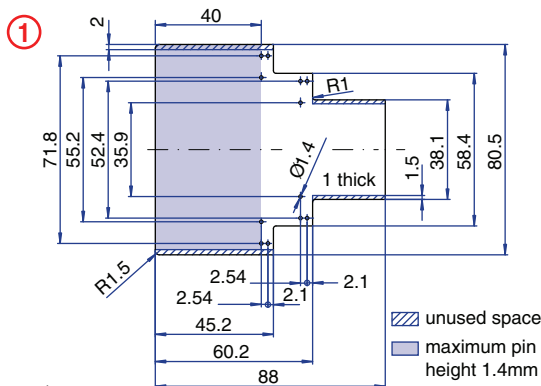
ACCESSORIES

Accessories	Part Number	Type
1 Meter DIN Rail	2511120/1M	TS35x7.5/1M
Screw-hole and Wire-Entry Cover Plug Set	91.201.1	SHPC
*Panel Mount Tab	93.001.5	PMA/KU

ENCLOSURE DRAWING (To convert to inches divide by 25.4.)



PCB DRAWING (To convert to inches divide by 25.4.)



¹On request.

16 Terminal
Tall Vertical PCB
Spring Clamp



TECHNICAL INFORMATION

Electrical: 10A, 300V, 26-14 AWG	Terminal Type: Spring Cage Clamp
Housing Material: Glass-filled Polycarbonate	Terminal Screw Size: —
Temperature Range: Up to 125°C (257°F)	Recommended Torque: —
Flammability Rating: UL94 V-0 ¹	Max. PCB's: (2) Vertical
Color: Light Gray	Mounting: 35mm DIN Rail or optional panel mounting*

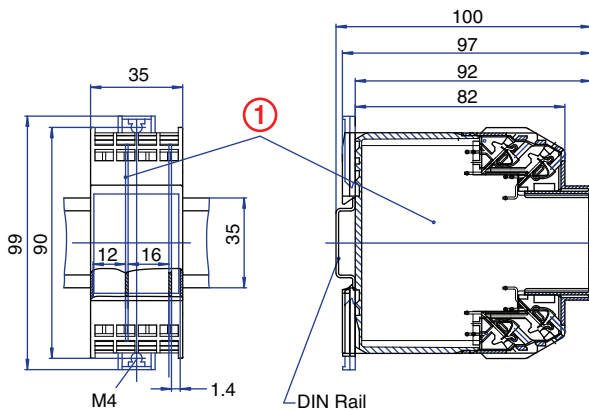
ORDERING INFORMATION

Part Number	Type	Description	PCB Connection
91.543	KU4038BT	Right Angle Pins	Machine Solder/ Wire Jumper

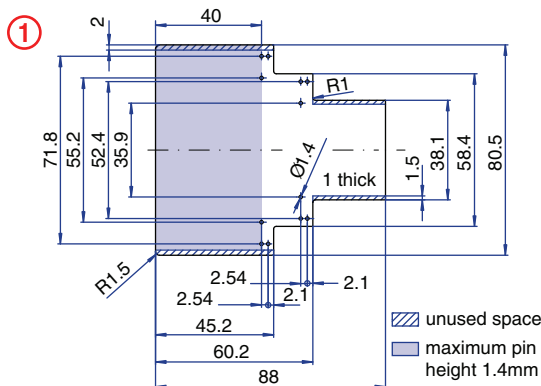
ACCESSORIES

Accessories	Part Number	Type
1 Meter DIN Rail	2511120/1M	TS35x7.5/1M
*Panel Mount Tab	93.001.5	PMA/KU

ENCLOSURE DRAWING (To convert to inches divide by 25.4.)



PCB DRAWING (To convert to inches divide by 25.4.)



24 Terminal

Vertical PCB
Screw Clamp



TECHNICAL INFORMATION

Electrical:

16A, 300V, 22-14 AWG

Housing Material:

Glass-filled Polycarbonate

Temperature Range:

Up to 125°C (257°F)

Flammability Rating:

UL94 V-0¹

Color:

Light Gray

Terminal Type:

Screw / Pressure Plate

Terminal Screw Size:

M3.5

Recommended Torque:

0.8Nm

Max. PCB's:

(3) Vertical

Mounting:

35mm DIN Rail or
optional panel mounting*

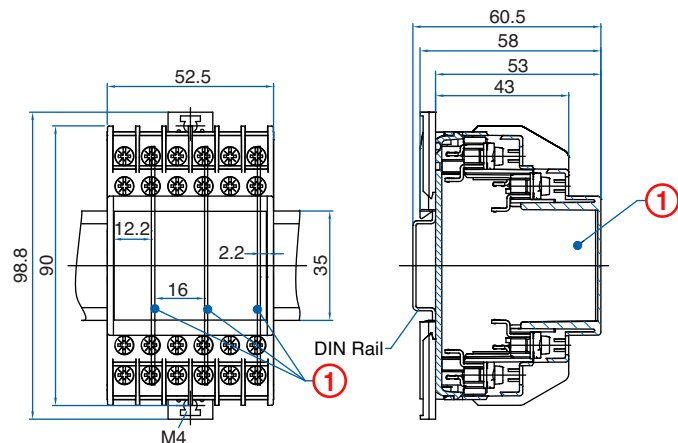
ORDERING INFORMATION

Part Number	Type	Description	PCB Connection
91.440	KU4084B	Right Angle Pins	Machine Solder/ Wire Jumper

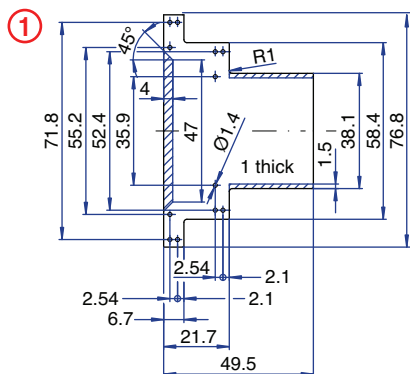
ACCESSORIES

Accessories	Part Number	Type
1 Meter DIN Rail	2511120/1M	TS35x7.5/1M
Screw-hole and Wire-Entry Cover Plug Set	91.201.1	SHPC
*Panel Mount Tab	93.001.5	PMA/KU

ENCLOSURE DRAWING (To convert to inches divide by 25.4.)



PCB DRAWING (To convert to inches divide by 25.4.)



¹On request.

unused space

24 Terminal

Horizontal PCB
Screw Clamp



TECHNICAL INFORMATION

Electrical:

16A, 300V, 22-14 AWG

Housing Material:

Glass-filled Polycarbonate

Temperature Range:

Up to 125°C (257°F)

Flammability Rating:

UL94 V-0¹

Color:

Light Gray

Terminal Type:

Screw / Pressure Plate

Terminal Screw Size:

M3.5

Recommended Torque:

0.8Nm

Max. PCB's:

(1) Horizontal

Mounting:

35mm DIN Rail or
optional panel mounting*

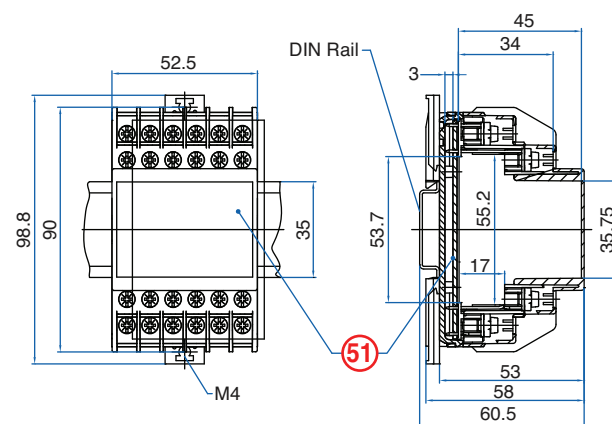
ORDERING INFORMATION

Part Number	Type	Description	PCB Connection
91.420	KU4084C	Straight Pins	Machine Solder

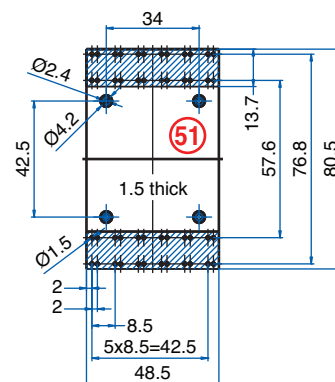
ACCESSORIES

Accessories	Part Number	Type
1 Meter DIN Rail	2511120/1M	TS35x7.5/1M
Screw-hole and Wire-Entry Cover Plug Set	91.201.1	SHPC
*Panel Mount Tab	93.001.5	PMA/KU

ENCLOSURE DRAWING (To convert to inches divide by 25.4.)



PCB DRAWING (To convert to inches divide by 25.4.)



unused space

KU4000 Series

24 Terminal

Tall Vertical
PCB Screw Clamp



TECHNICAL INFORMATION

Electrical: 16A, 300V, 22-14 AWG	Terminal Type: Screw / Pressure Plate
Housing Material: Glass-filled Polycarbonate	Terminal Screw Size: M3.5
Temperature Range: Up to 125°C (257°F)	Recommended Torque: 0.8Nm
Flammability Rating: UL94 V-0 ¹	Max. PCB's: (3) Vertical
Color: Light Gray	Mounting: 35mm DIN Rail or optional panel mounting*

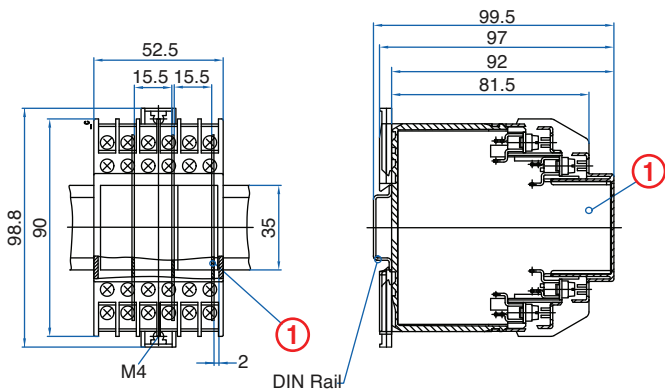
ORDERING INFORMATION

Part Number	Type	Description	PCB Connection
91.443	KU4084BT	Right Angle Pins	Machine Solder/ Wire Jumper

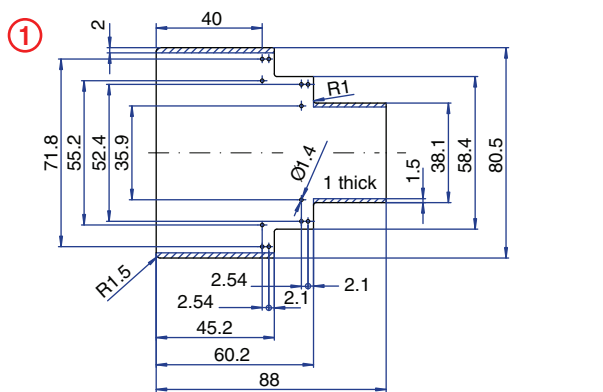
ACCESSORIES

Accessories	Part Number	Type
1 Meter DIN Rail	2511120/1M	TS35x7.5/1M
Screw-hole and Wire-Entry Cover Plug Set	91.201.1	SHPC
*Panel Mount Tab	93.001.5	PMA/KU

ENCLOSURE DRAWING (To convert to inches divide by 25.4.)



PCB DRAWING (To convert to inches divide by 25.4.)



24 Terminal with 16 Standard and 8 High Current Terminals Vertical PCB Screw Clamp



TECHNICAL INFORMATION

Electrical:

Standard Terminal:
16A, 300V, 22-14 AWG
High Current Terminal:
50A, 300V, 18-8 AWG

Housing Material:

Glass-filled Polycarbonate

Temperature Range:

Up to 125°C (257°F)

Flammability Rating:

UL94 V-0¹

Color:

Light Gray

Terminal Type:

Standard: Screw/Pressure Plate
High Current: Box Clamp

Terminal Screw Size:

M3.5 / M4

Recommended Torque:

0.8Nm / 1.2Nm

Max. PCB's:

(2) Vertical

Mounting:

35mm DIN Rail or
optional panel mounting*

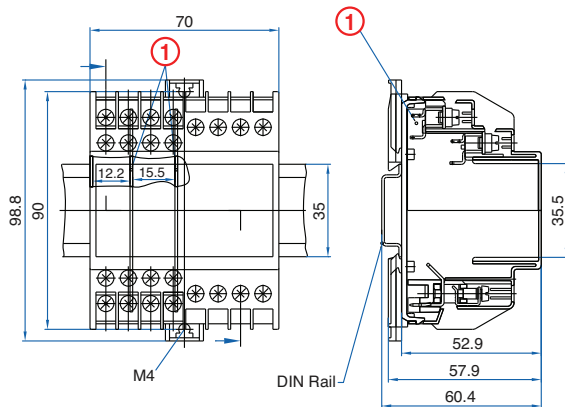
ORDERING INFORMATION

Part Number	Type	Description	PCB Connection
91.730	KU4089BHC	Right Angle Pins	Machine Solder/ Wire Jumper

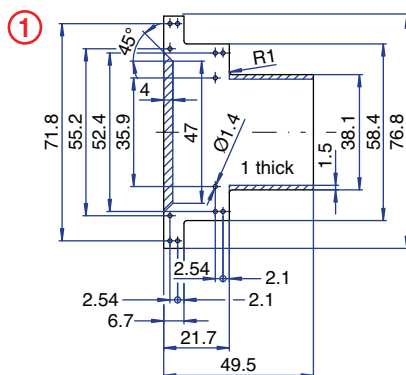
ACCESSORIES

Accessories	Part Number	Type
1 Meter DIN Rail	2511120/1M	TS35x7.5/1M
Screw-hole and Wire-Entry Cover Plug Set	91.201.1	SHPC
*Panel Mount Tab	93.001.5	PMA/KU

ENCLOSURE DRAWING (To convert to inches divide by 25.4.)



PCB DRAWING (To convert to inches divide by 25.4.)



¹On request.

unused space

24 Terminal with 16 Standard and 8 High Current Terminals Horizontal PCB Screw Clamp



TECHNICAL INFORMATION

Electrical:

Standard Terminal:
16A, 300V, 22-14 AWG
High Current Terminal:
50A, 300V, 18-8 AWG

Housing Material:

Glass-filled Polycarbonate

Temperature Range:

Up to 125°C (257°F)

Flammability Rating:

UL94 V-0¹

Color:

Light Gray

Terminal Type:

Standard: Screw/Pressure Plate
High Current: Box Clamp

Terminal Screw Size:

M3.5 / M4

Recommended Torque:

0.8Nm / 1.2Nm

Max. PCB's:

(1) Horizontal, (2) Vertical

Mounting:

35mm DIN Rail or
optional panel mounting*

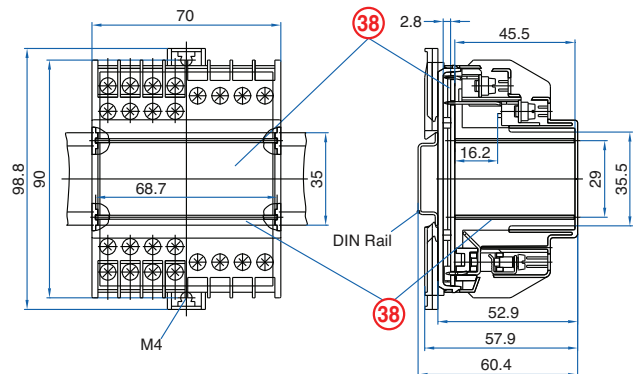
ORDERING INFORMATION

Part Number	Type	Description	PCB Connection
91.740	KU4089CHC	Straight Pins	Machine Solder/ Wire Jumper

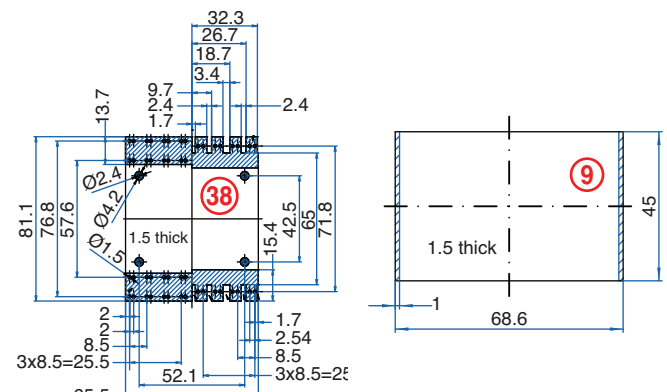
ACCESSORIES

Accessories	Part Number	Type
1 Meter DIN Rail	2511120/1M	TS35x7.5/1M
Screw-hole and Wire-Entry Cover Plug Set	91.201.1	SHPC
*Panel Mount Tab	93.001.5	PMA/KU

ENCLOSURE DRAWING (To convert to inches divide by 25.4.)



PCB DRAWING (To convert to inches divide by 25.4.)



unused space

32 Terminal

Vertical PCB
Screw Clamp



TECHNICAL INFORMATION

Electrical:	Terminal Type:
16A, 300V, 22-14 AWG	Screw / Pressure Plate
Housing Material:	Terminal Screw Size:
Glass-filled Polycarbonate	M3.5
Temperature Range:	Recommended Torque:
Up to 125°C (257°F)	0.8Nm
Flammability Rating:	Max. PCB's:
UL94 V-0 ¹	(4) Vertical
Color:	Mounting:
Light Gray	35mm DIN Rail or optional panel mounting*

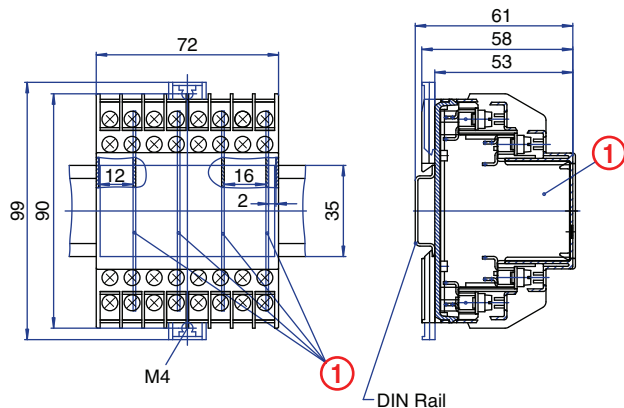
ORDERING INFORMATION

Part Number	Type	Description	PCB Connection
91.280	KU4003B	Right Angle Pins	Machine Solder/ Wire Jumper

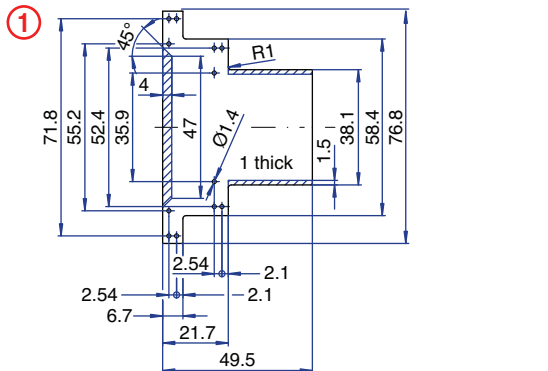
ACCESSORIES

Accessories	Part Number	Type
1 Meter DIN Rail	2511120/1M	TS35x7.5/1M
Screw-hole and Wire-Entry Cover Plug Set	91.201.1	SHPC
*Panel Mount Tab	93.001.5	PMA/KU

ENCLOSURE DRAWING (To convert to inches divide by 25.4.)



PCB DRAWING (To convert to inches divide by 25.4.)




¹On request.

unused space

32 Terminal

Horizontal PCB
Screw Clamp



TECHNICAL INFORMATION

Electrical:	Terminal Type:
16A, 300V, 22-14 AWG	Screw / Pressure Plate
Housing Material:	Terminal Screw Size:
Glass-filled Polycarbonate	M3.5
Temperature Range:	Recommended Torque:
Up to 125°C (257°F)	0.8Nm
Flammability Rating:	Max. PCB's:
UL94 V-0 ¹	(1) Horizontal, (2) Vertical
Color:	Mounting:
Light Gray	35mm DIN Rail or optional panel mounting*

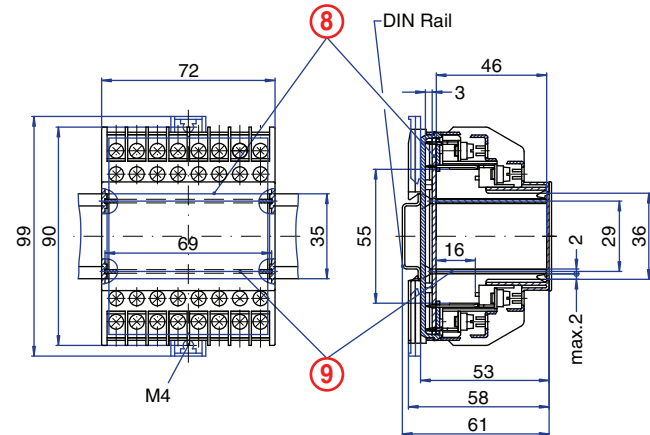
ORDERING INFORMATION

Part Number	Type	Description	PCB Connection
91.260	KU4003C	Straight Pins	Machine Solder

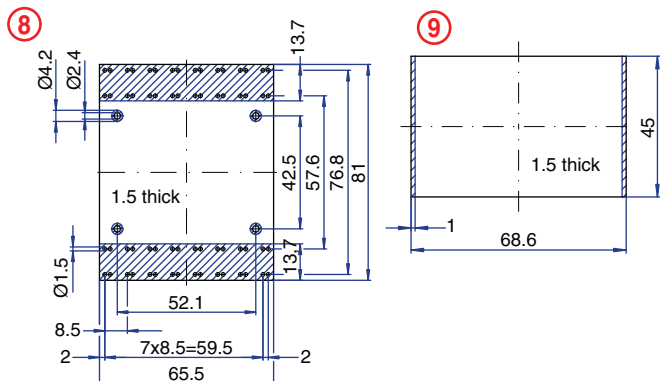
ACCESSORIES

Accessories	Part Number	Type
1 Meter DIN Rail	2511120/1M	TS35x7.5/1M
Screw-hole and Wire-Entry Cover Plug Set	91.201.1	SHPC
*Panel Mount Tab	93.001.5	PMA/KU

ENCLOSURE DRAWING (To convert to inches divide by 25.4.)



PCB DRAWING (To convert to inches divide by 25.4.)



unused space

32 Terminal

Vertical PCB
Spring Clamp



TECHNICAL INFORMATION

Electrical:

10A, 300V, 26-14 AWG

Housing Material:

Glass-filled Polycarbonate

Temperature Range:

Up to 125°C (257°F)

Flammability Rating:

UL94 V-0¹

Color:

Light Gray

Terminal Type:

Spring Cage Clamp

Terminal Screw Size:

—

Recommended Torque:

—

Max. PCB's:

(4) Vertical

Mounting:

35mm DIN Rail or
optional panel mounting*

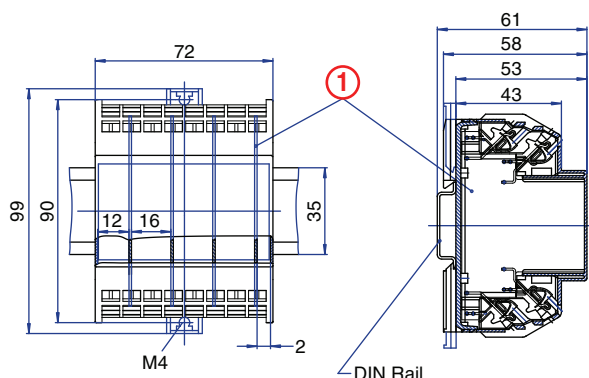
ORDERING INFORMATION

Part Number	Type	Description	PCB Connection
91.580	KU4039B	Right Angle Pins	Machine Solder/ Wire Jumper

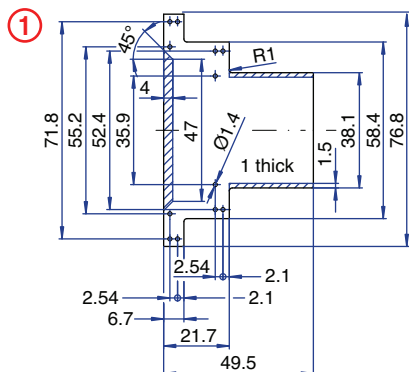
ACCESSORIES

Accessories	Part Number	Type
1 Meter DIN Rail	2511120/1M	TS35x7.5/1M
*Panel Mount Tab	93.001.5	PMA/KU

ENCLOSURE DRAWING (To convert to inches divide by 25.4.)



PCB DRAWING (To convert to inches divide by 25.4.)



¹On request.

unused space

32 Terminal

Horizontal PCB
Spring Clamp



TECHNICAL INFORMATION

Electrical:

10A, 300V, 26-14 AWG

Housing Material:

Glass-filled Polycarbonate

Temperature Range:

Up to 125°C (257°F)

Flammability Rating:

UL94 V-0¹

Color:

Light Gray

Terminal Type:

Spring Cage Clamp

Terminal Screw Size:

—

Recommended Torque:

—

Max. PCB's:

(1) Horizontal

Mounting:

35mm DIN Rail or
optional panel mounting*

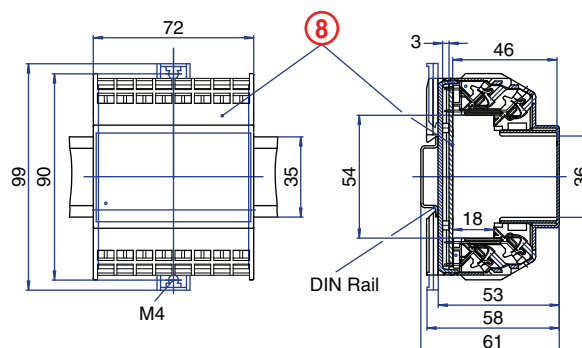
ORDERING INFORMATION

Part Number	Type	Description	PCB Connection
91.560	KU4039C	Straight Pins	Machine Solder

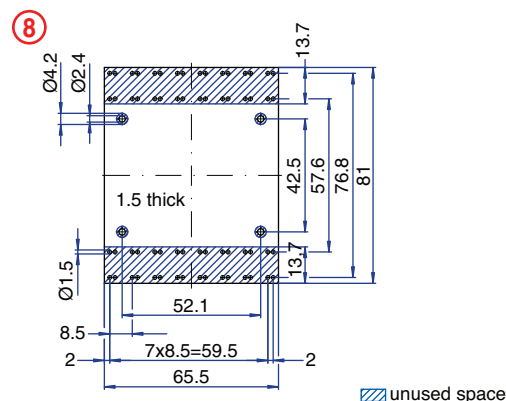
ACCESSORIES

Accessories	Part Number	Type
1 Meter DIN Rail	2511120/1M	TS35x7.5/1M
*Panel Mount Tab	93.001.5	PMA/KU

ENCLOSURE DRAWING (To convert to inches divide by 25.4.)



PCB DRAWING (To convert to inches divide by 25.4.)



unused space

32 Terminal

Tall Vertical
PCB Screw Clamp



TECHNICAL INFORMATION

Electrical: 16A, 300V, 22-14 AWG	Terminal Type: Screw / Pressure Plate
Housing Material: Glass-filled Polycarbonate	Terminal Screw Size: M3.5
Temperature Range: Up to 125°C (257°F)	Recommended Torque: 0.8Nm
Flammability Rating: UL94 V-0 ¹	Max. PCB's: (4) Vertical
Color: Light Gray	Mounting: 35mm DIN Rail or optional panel mounting*

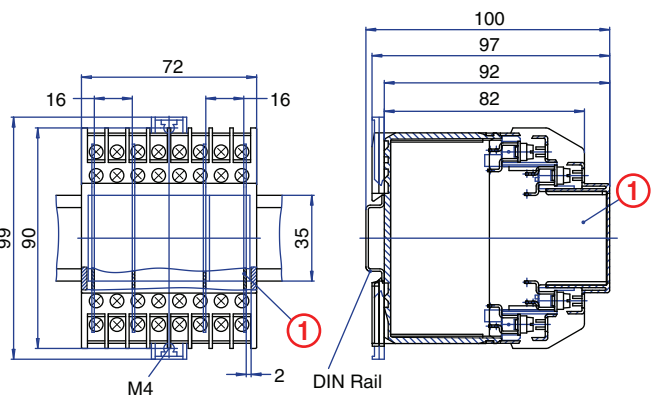
ORDERING INFORMATION

Part Number	Type	Description	PCB Connection
91.283	KU4003BT	Right Angle Pins	Machine Solder/ Wire Jumper

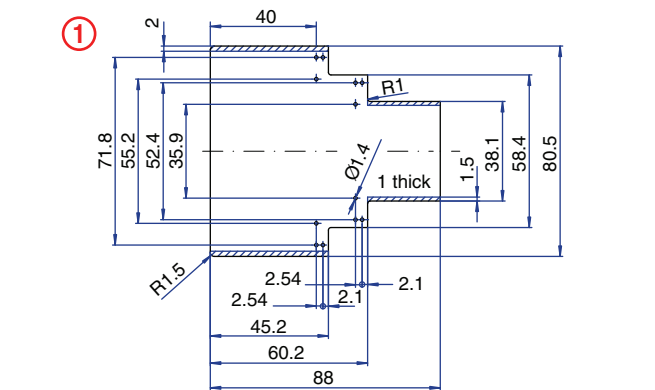
ACCESSORIES

Accessories	Part Number	Type
1 Meter DIN Rail	2511120/1M	TS35x7.5/1M
Screw-hole and Wire-Entry Cover Plug Set	91.201.1	SHPC
*Panel Mount Tab	93.001.5	PMA/KU

ENCLOSURE DRAWING (To convert to inches divide by 25.4.)



PCB DRAWING (To convert to inches divide by 25.4.)




¹On request.

unused space

32 Terminal

Tall Vertical
PCB Spring Clamp



TECHNICAL INFORMATION

Electrical: 10A, 300V, 26-14 AWG	Terminal Type: Spring Cage Clamp
Housing Material: Glass-filled Polycarbonate	Terminal Screw Size: –
Temperature Range: Up to 125°C (257°F)	Recommended Torque: –
Flammability Rating: UL94 V-0 ¹	Max. PCB's: (4) Vertical
Color: Light Gray	Mounting: 35mm DIN Rail or optional panel mounting*

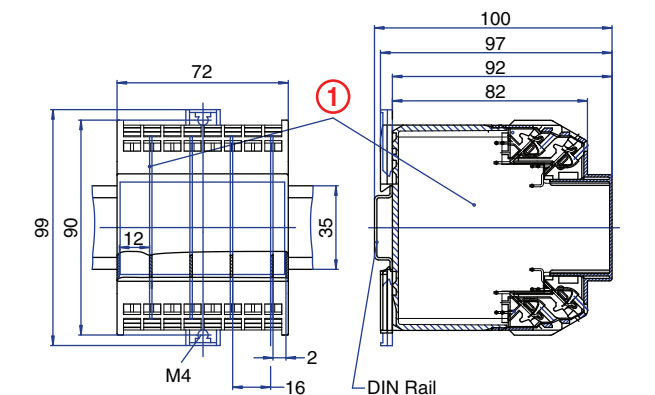
ORDERING INFORMATION

Part Number	Type	Description	PCB Connection
91.583	KU4039BT	Right Angle Pins	Machine Solder/ Wire Jumper

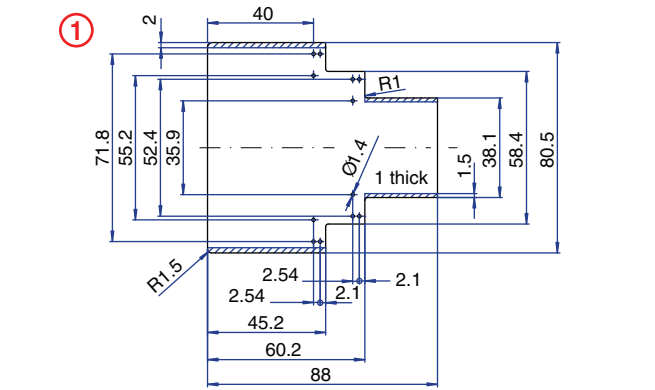
ACCESSORIES

Accessories	Part Number	Type
1 Meter DIN Rail	2511120/1M	TS35x7.5/1M
*Panel Mount Tab	93.001.5	PMA/KU

ENCLOSURE DRAWING (To convert to inches divide by 25.4.)




PCB DRAWING (To convert to inches divide by 25.4.)



unused space

16 Terminal

**Vertical PCB
Screw Clamp**



TECHNICAL INFORMATION

Electrical:

16A, 300V, 22-14 AWG

Housing Material:

Glass-filled Polycarbonate

Temperature Range:

Up to 125°C (257°F)

Flammability Rating:

UL94 V-0¹

Color:

Light Gray

Terminal Type:

Screw / Pressure Plate

Terminal Screw Size:

M3.5

Recommended Torque:

0.8Nm

Max. PCB's:

(2) Vertical

Mounting:

35mm DIN Rail or
optional panel mounting*

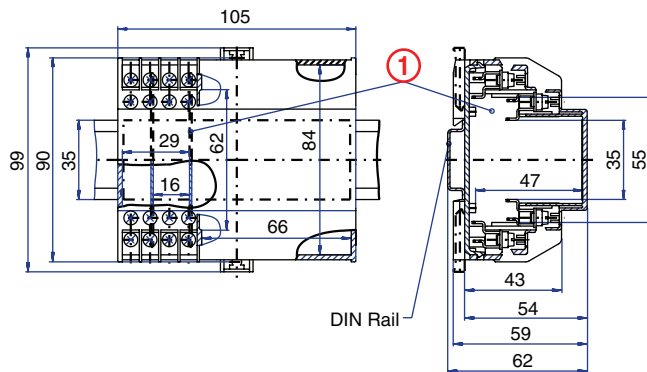
ORDERING INFORMATION

Part Number	Type	Description	PCB Connection
91.250	KU4090B16	Right Angle Pins	Machine Solder/ Wire Jumper

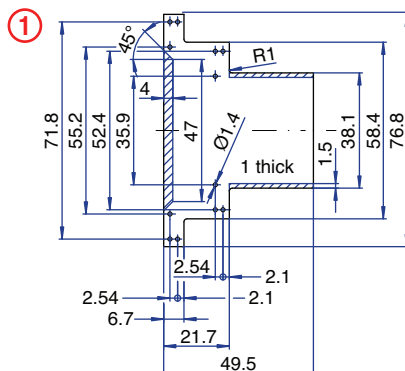
ACCESSORIES

Accessories	Part Number	Type
1 Meter DIN Rail	2511120/1M	TS35x7.5/1M
Screw-hole and Wire-Entry Cover Plug Set	91.201.1	SHPC
*Panel Mount Tab	93.001.5	PMA/KU

ENCLOSURE DRAWING (To convert to inches divide by 25.4.)



PCB DRAWING (To convert to inches divide by 25.4.)




¹On request.

unused space

16 Terminal

**Horizontal PCB
Screw Clamp**



TECHNICAL INFORMATION

Electrical:

16A, 300V, 22-14 AWG

Housing Material:

Glass-filled Polycarbonate

Temperature Range:

Up to 125°C (257°F)

Flammability Rating:

UL94 V-0¹

Color:

Light Gray

Terminal Type:

Screw / Pressure Plate

Terminal Screw Size:

M3.5

Recommended Torque:

0.8Nm

Max. PCB's:

(1) Horizontal, (2) Vertical

Mounting:

35mm DIN Rail or
optional panel mounting*

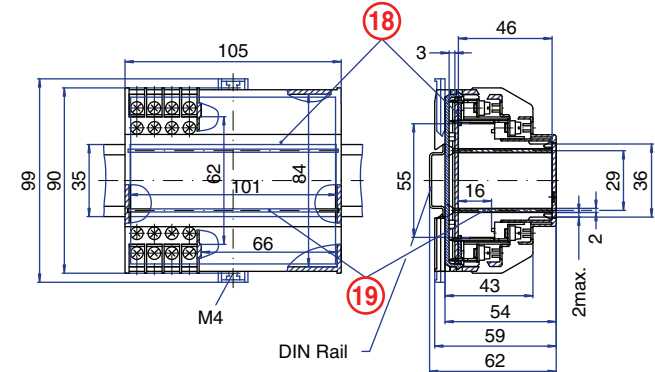
ORDERING INFORMATION

Part Number	Type	Description	PCB Connection
91.230	KU4090C16	Straight Pins	Machine Solder

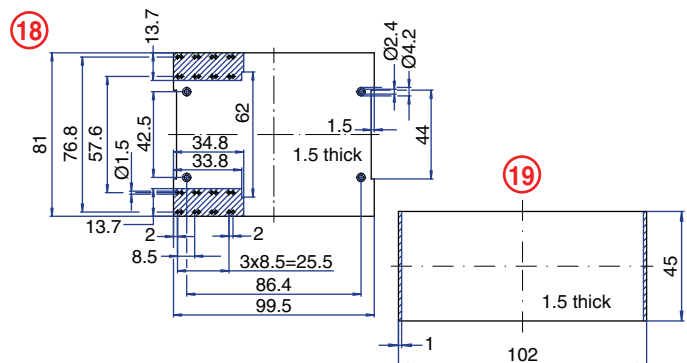
ACCESSORIES

Accessories	Part Number	Type
1 Meter DIN Rail	2511120/1M	TS35x7.5/1M
Screw-hole and Wire-Entry Cover Plug Set	91.201.1	SHPC
*Panel Mount Tab	93.001.5	PMA/KU

ENCLOSURE DRAWING (To convert to inches divide by 25.4.)




PCB DRAWING (To convert to inches divide by 25.4.)



unused space

24 Terminal

Vertical PCB
Screw Clamp



TECHNICAL INFORMATION

Electrical:

16A, 300V, 22-14 AWG

Housing Material:

Glass-filled Polycarbonate

Temperature Range:

Up to 125°C (257°F)

Flammability Rating:

UL94 V-0¹

Color:

Light Gray

Terminal Type:

Screw / Pressure Plate

Terminal Screw Size:

M3.5

Recommended Torque:

0.8Nm

Max. PCB's:

(6) Vertical

Mounting:

35mm DIN Rail or
optional panel mounting*

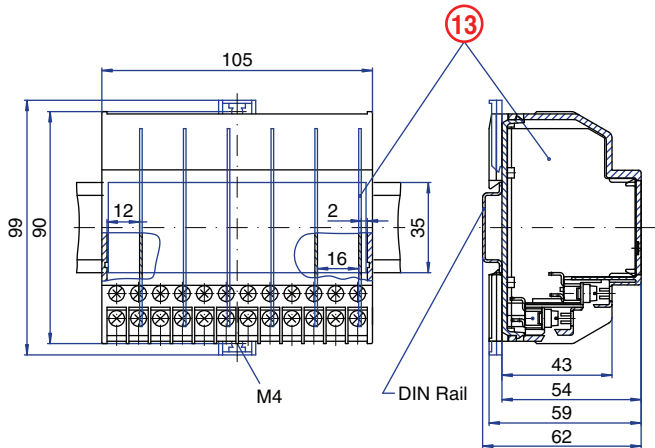
ORDERING INFORMATION

Part Number	Type	Description	PCB Connection
91.290	KU4090B24	Right Angle Pins	Machine Solder/ Wire Jumper

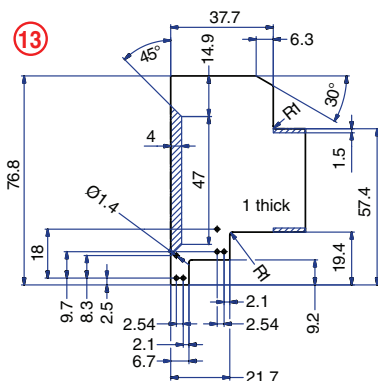
ACCESSORIES

Accessories	Part Number	Type
1 Meter DIN Rail	2511120/1M	TS35x7.5/1M
Screw-hole and Wire-Entry Cover Plug Set	91.201.1	SHPC
*Panel Mount Tab	93.001.5	PMA/KU

ENCLOSURE DRAWING (To convert to inches divide by 25.4.)



PCB DRAWING (To convert to inches divide by 25.4.)




¹On request.

unused space

24 Terminal

Horizontal PCB
Screw Clamp



TECHNICAL INFORMATION

Electrical:

16A, 300V, 22-14 AWG

Housing Material:

Glass-filled Polycarbonate

Temperature Range:

Up to 125°C (257°F)

Flammability Rating:

UL94 V-0¹

Color:

Light Gray

Terminal Type:

Screw / Pressure Plate

Terminal Screw Size:

M3.5

Recommended Torque:

0.8Nm

Max. PCB's:

(1) Horizontal (2) Vertical

Mounting:

35mm DIN Rail or
optional panel mounting*

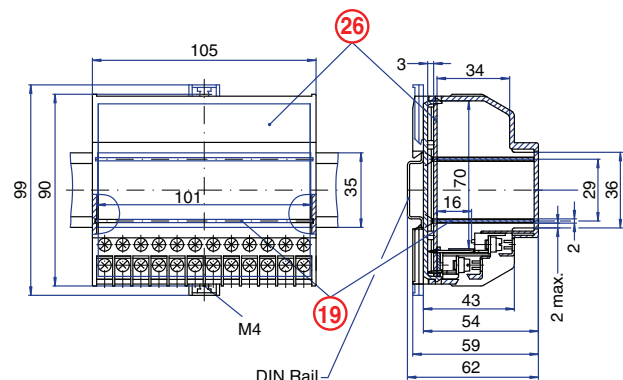
ORDERING INFORMATION

Part Number	Type	Description	PCB Connection
91.270	KU4090C24	Straight Pins	Machine Solder

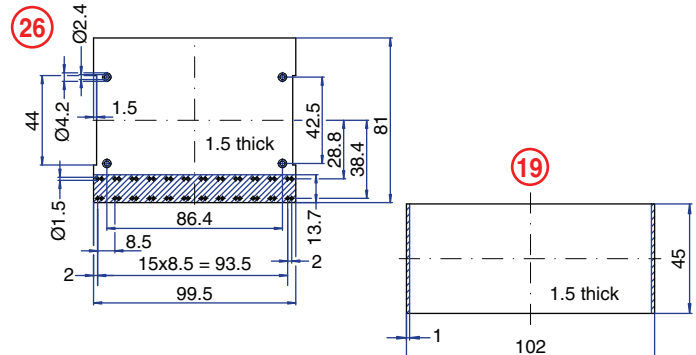
ACCESSORIES

Accessories	Part Number	Type
1 Meter DIN Rail	2511120/1M	TS35x7.5/1M
Screw-hole and Wire-Entry Cover Plug Set	91.201.1	SHPC
*Panel Mount Tab	93.001.5	PMA/KU

ENCLOSURE DRAWING (To convert to inches divide by 25.4.)



PCB DRAWING (To convert to inches divide by 25.4.)



unused space

KU4000 Series

24 Terminal

Vertical PCB
Spring Clamp



TECHNICAL INFORMATION

Electrical: 10A, 300V, 26-14 AWG	Terminal Type: Spring Cage Clamp
Housing Material: Glass-filled Polycarbonate	Terminal Screw Size: —
Temperature Range: Up to 125°C (257°F)	Recommended Torque: —
Flammability Rating: UL94 V-0 ¹	Max. PCB's: (6) Vertical
Color: Light Gray	Mounting: 35mm DIN Rail or optional panel mounting*

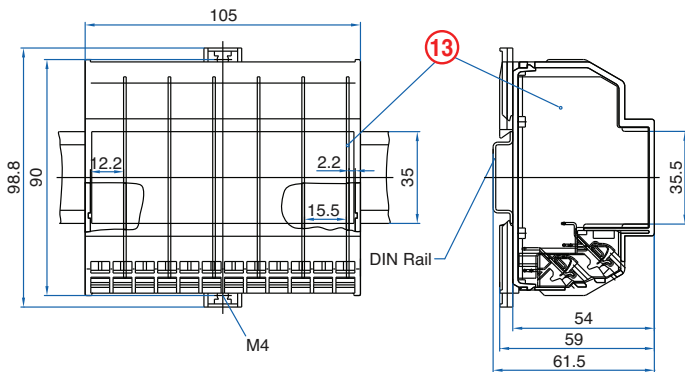
ORDERING INFORMATION

Part Number	Type	Description	PCB Connection
91.590	KU4040B	Right Angle Pins	Machine Solder/ Wire Jumper

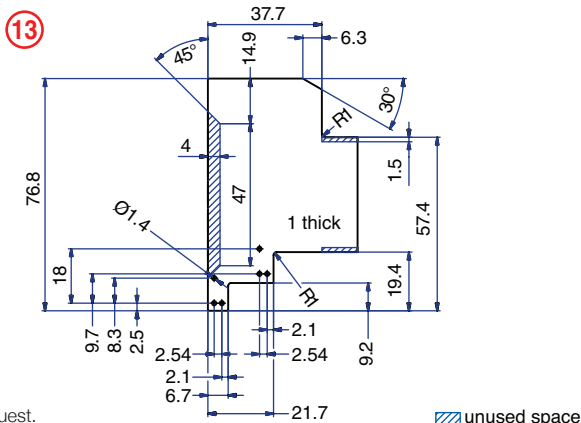
ACCESSORIES

Accessories	Part Number	Type
1 Meter DIN Rail	2511120/1M	TS35x7.5/1M
*Panel Mount Tab	93.001.5	PMA/KU

ENCLOSURE DRAWING (To convert to inches divide by 25.4.)



PCB DRAWING (To convert to inches divide by 25.4.)



¹On request.

unused space

24

Terminal
Horizontal PCB
Spring Clamp



TECHNICAL INFORMATION

Electrical: 10A, 300V, 26-14 AWG	Terminal Type: Spring Cage Clamp
Housing Material: Glass-filled Polycarbonate	Terminal Screw Size: —
Temperature Range: Up to 125°C (257°F)	Recommended Torque: —
Flammability Rating: UL94 V-0 ¹	Max. PCB's: (1) Horizontal
Color: Light Gray	Mounting: 35mm DIN Rail or optional panel mounting*

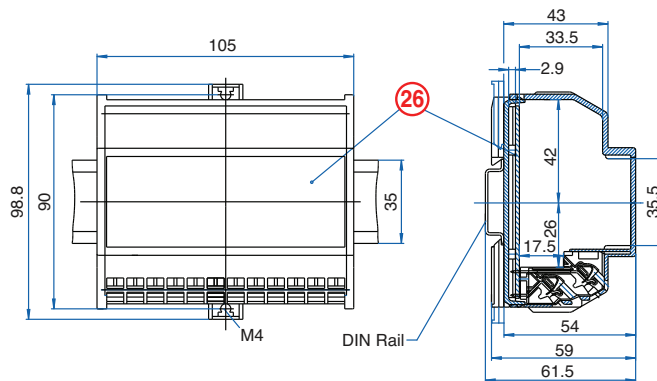
ORDERING INFORMATION

Part Number	Type	Description	PCB Connection
91.570	KU4040C	Straight Pins	Machine Solder

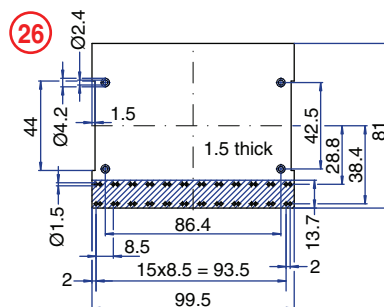
ACCESSORIES

Accessories	Part Number	Type
1 Meter DIN Rail	2511120/1M	TS35x7.5/1M
*Panel Mount Tab	93.001.5	PMA/KU

ENCLOSURE DRAWING (To convert to inches divide by 25.4.)



PCB DRAWING (To convert to inches divide by 25.4.)



unused space

24 Terminal
with 16 Standard and
8 High Current Terminals
Vertical PCB
Screw Clamp



TECHNICAL INFORMATION

Electrical:

Standard Terminal:
16A, 300V, 22-14 AWG
High Current Terminal:
50A, 300V, 18-8 AWG

Housing Material:

Glass-filled Polycarbonate

Temperature Range:

Up to 125°C (257°F)

Flammability Rating:

UL94 V-0¹

Color: Light Gray

Terminal Type:

Standard: Screw/Pressure Plate
High Current: Box Clamp

Terminal Screw Size:

M3.5 / M4

Recommended Torque:

0.8Nm / 1.2Nm

Max. PCB's:

(3) Vertical

Mounting:

35mm DIN Rail or
optional panel mounting*

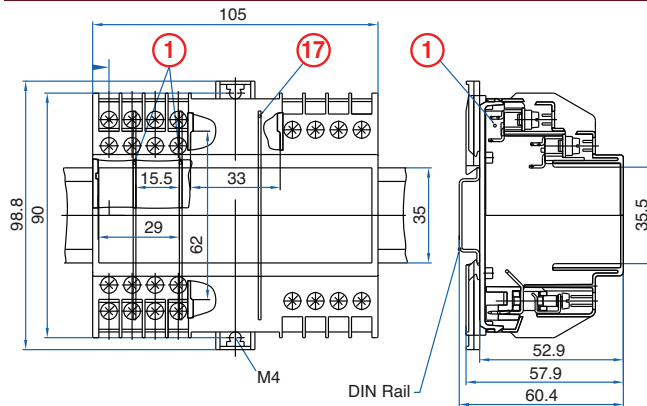
ORDERING INFORMATION

Part Number	Type	Description	PCB Connection
91.750	KU4090BHC	Right Angle Pins	Machine Solder/ Wire Jumper

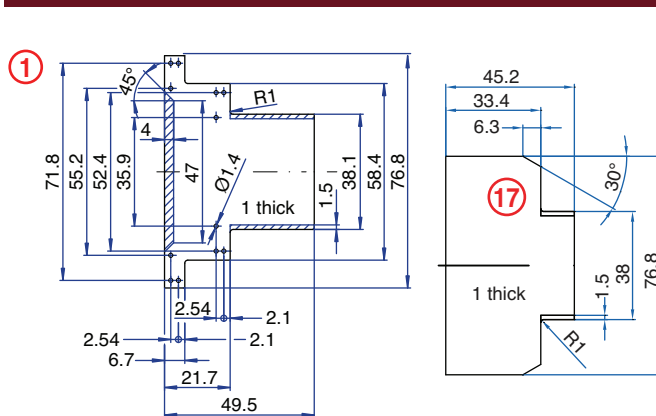
ACCESSORIES

Accessories	Part Number	Type
1 Meter DIN Rail	2511120/1M	TS35x7.5/1M
Screw-hole and	91.201.1	SHPC
Wire-Entry Cover Plug Set		
*Panel Mount Tab	93.001.5	PMA/KU

ENCLOSURE DRAWING (To convert to inches divide by 25.4.)



PCB DRAWING (To convert to inches divide by 25.4.)



¹On request.

unused space

24 Terminal
with 16 Standard and
8 High Current Terminals
Vertical PCB
Screw Clamp



TECHNICAL INFORMATION

Electrical:

Standard Terminal:
16A, 300V, 22-14 AWG
High Current Terminal:
50A, 300V, 18-8 AWG

Housing Material:

Glass-filled Polycarbonate

Temperature Range:

Up to 125°C (257°F)

Flammability Rating:

UL94 V-0¹

Color: Light Gray

Terminal Type:

Standard: Screw/Pressure Plate
High Current: Box Clamp

Terminal Screw Size:

M3.5 / M4

Recommended Torque:

0.8Nm / 1.2Nm

Max. PCB's:

(1) Horizontal, (2) Vertical

Mounting:

35mm DIN Rail or
optional panel mounting*

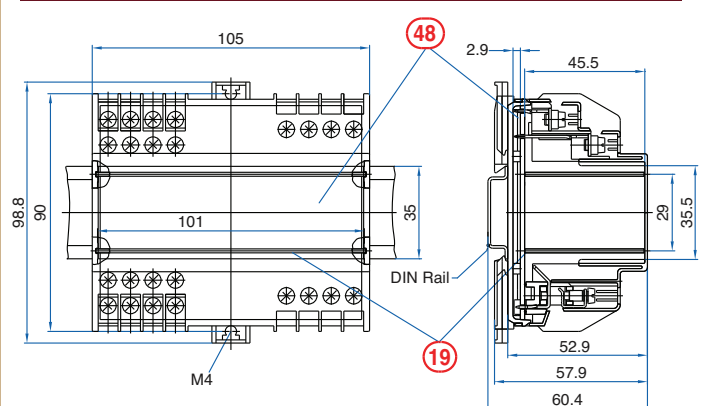
ORDERING INFORMATION

Part Number	Type	Description	PCB Connection
91.760	KU4090CHC	Straight Pins	Machine Solder/ Wire Jumper

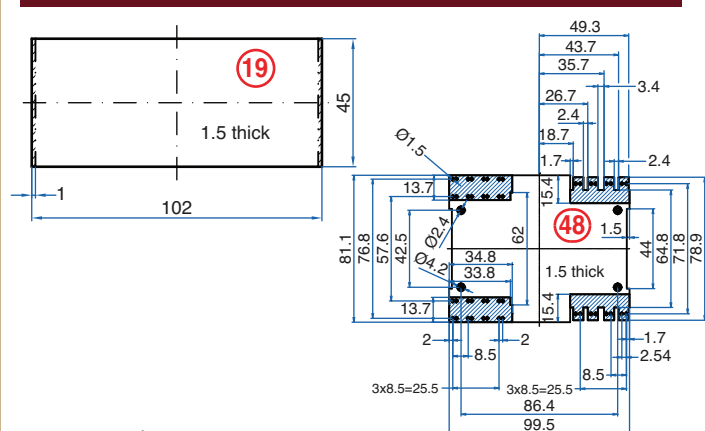
ACCESSORIES

Accessories	Part Number	Type
1 Meter DIN Rail	2511120/1M	TS35x7.5/1M
Screw-hole and	91.201.1	SHPC
Wire-Entry Cover Plug Set		
*Panel Mount Tab	93.001.5	PMA/KU

ENCLOSURE DRAWING (To convert to inches divide by 25.4.)



PCB DRAWING (To convert to inches divide by 25.4.)




unused space

KU4000 Series

48 Terminal

Vertical PCB
Screw Clamp



TECHNICAL INFORMATION

Electrical:

16A, 300V, 22-14 AWG

Housing Material:

Glass-filled Polycarbonate

Temperature Range:

Up to 125°C (257°F)

Flammability Rating:

UL94 V-0¹

Color:

Light Gray

Terminal Type:

Screw / Pressure Plate

Terminal Screw Size:

M3.5

Recommended Torque:

0.8Nm

Max. PCB's:

(6) Vertical

Mounting:

35mm DIN Rail or
optional panel mounting*

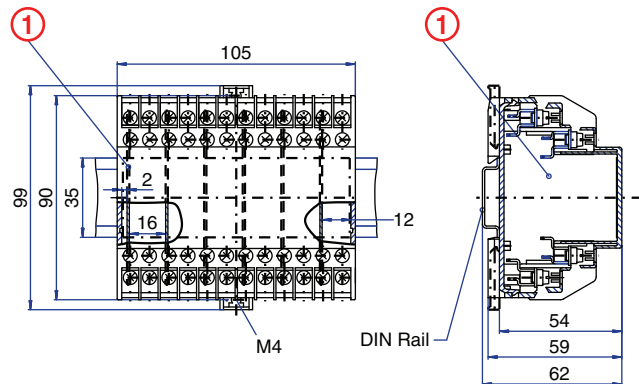
ORDERING INFORMATION

Part Number	Type	Description	PCB Connection
91.330	KU4090B48	Right Angle Pins	Machine Solder/ Wire Jumper

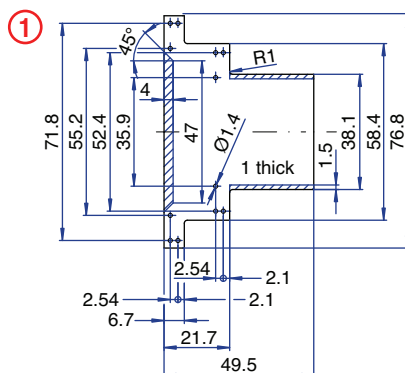
ACCESSORIES

Accessories	Part Number	Type
1 Meter DIN Rail	2511120/1M	TS35x7.5/1M
Screw-hole and Wire-Entry Cover Plug Set	91.201.1	SHPC
*Panel Mount Tab	93.001.5	PMA/KU

ENCLOSURE DRAWING (To convert to inches divide by 25.4.)



PCB DRAWING (To convert to inches divide by 25.4.)



¹On request.

unused space

48 Terminal

Horizontal PCB
Screw Clamp



TECHNICAL INFORMATION

Electrical:

16A, 300V, 22-14 AWG

Housing Material:

Glass-filled Polycarbonate

Temperature Range:

Up to 125°C (257°F)

Flammability Rating:

UL94 V-0¹

Color:

Light Gray

Terminal Type:

Screw / Pressure Plate

Terminal Screw Size:

M3.5

Recommended Torque:

0.8Nm

Max. PCB's:

(1) Horizontal, (2) Vertical

Mounting:

35mm DIN Rail or
optional panel mounting*

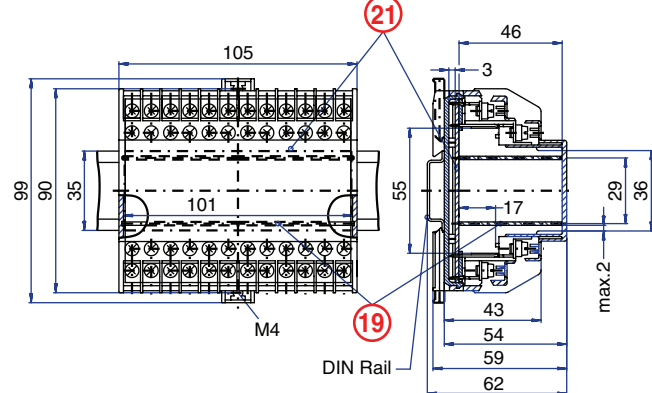
ORDERING INFORMATION

Part Number	Type	Description	PCB Connection
91.310	KU4090C48	Straight Pins	Machine Solder

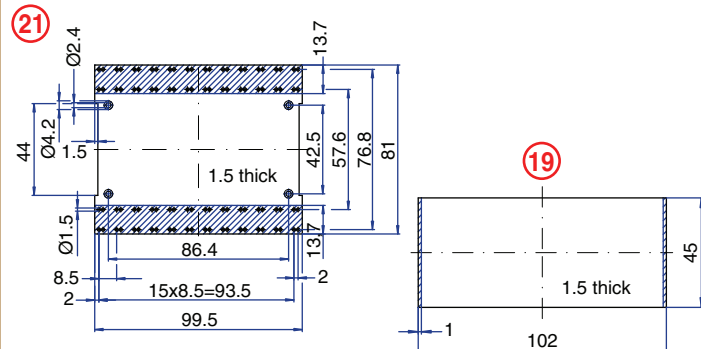
ACCESSORIES

Accessories	Part Number	Type
1 Meter DIN Rail	2511120/1M	TS35x7.5/1M
Screw-hole and Wire-Entry Cover Plug Set	91.201.1	SHPC
*Panel Mount Tab	93.001.5	PMA/KU

ENCLOSURE DRAWING (To convert to inches divide by 25.4.)



PCB DRAWING (To convert to inches divide by 25.4.)




unused space

KU4000 Series

32 Terminal

Vertical PCB
Screw Clamp
terminals in corners only



TECHNICAL INFORMATION

Electrical: 16A, 300V, 22-14 AWG	Terminal Type: Screw / Pressure Plate
Housing Material: Glass-filled Polycarbonate	Terminal Screw Size: M3.5
Temperature Range: Up to 125°C (257°F)	Recommended Torque: 0.8Nm
Flammability Rating: UL94 V-0 ¹	Max. PCB's: (4) Vertical
Color: Light Gray	Mounting: 35mm DIN Rail or optional panel mounting*

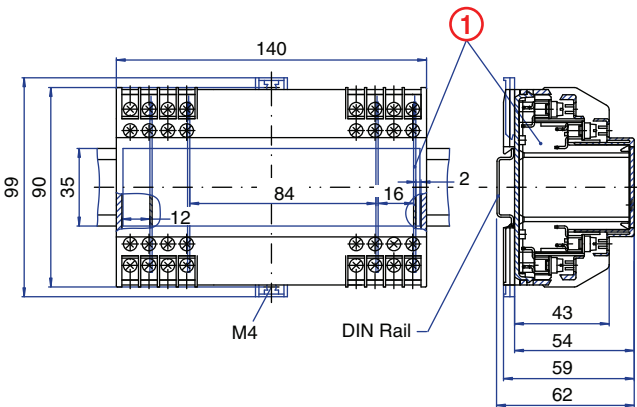
ORDERING INFORMATION

Part Number	Type	Description	PCB Connection
91.360	KU4012B	Right Angle Pins	Machine Solder/ Wire Jumper

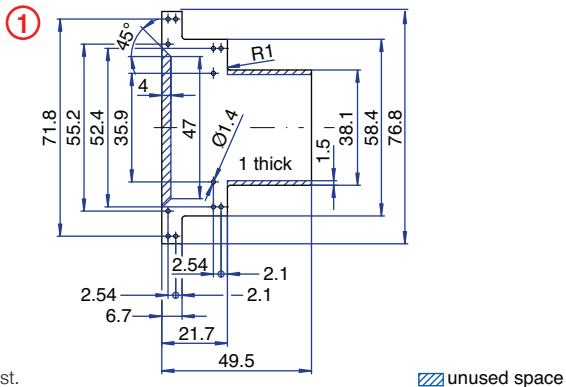
ACCESSORIES

Accessories	Part Number	Type
1 Meter DIN Rail	2511120/1M	TS35x7.5/1M
Screw-hole and Wire-Entry Cover Plug Set	91.201.1	SHPC
*Panel Mount Tab	93.001.5	PMA/KU

ENCLOSURE DRAWING (To convert to inches divide by 25.4.)




PCB DRAWING (To convert to inches divide by 25.4.)



¹On request.

32 Terminal

Horizontal PCB
Screw Clamp
terminals in corners only



TECHNICAL INFORMATION

Electrical: 16A, 300V, 22-14 AWG	Terminal Type: Screw / Pressure Plate
Housing Material: Glass-filled Polycarbonate	Terminal Screw Size: M3.5
Temperature Range: Up to 125°C (257°F)	Recommended Torque: 0.8Nm
Flammability Rating: UL94 V-0 ¹	Max. PCB's: (1) Horizontal, (2) Vertical
Color: Light Gray	Mounting: 35mm DIN Rail or optional panel mounting*

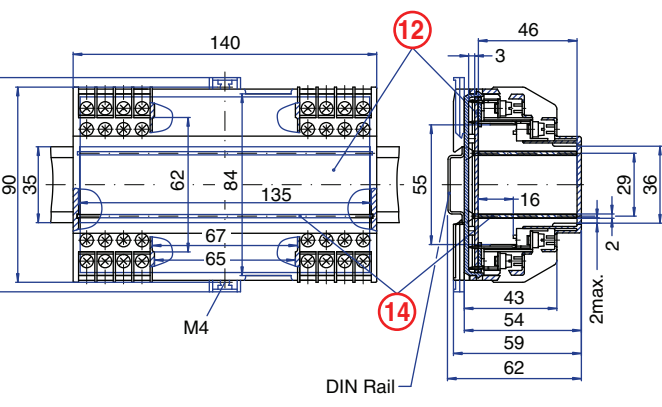
ORDERING INFORMATION

Part Number	Type	Description	PCB Connection
91.340	KU4012C	Straight Pins	Machine Solder

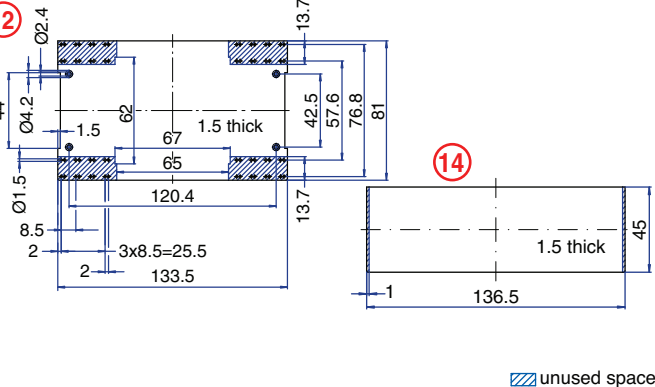
ACCESSORIES

Accessories	Part Number	Type
1 Meter DIN Rail	2511120/1M	TS35x7.5/1M
Screw-hole and Wire-Entry Cover Plug Set	91.201.1	SHPC
*Panel Mount Tab	93.001.5	PMA/KU

ENCLOSURE DRAWING (To convert to inches divide by 25.4.)




PCB DRAWING (To convert to inches divide by 25.4.)



unused space

32 Terminal

**Vertical PCB
Screw Clamp
with vent slots**



TECHNICAL INFORMATION

Electrical:

16A, 300V, 22-14 AWG

Housing Material:

Glass-filled Polycarbonate

Temperature Range:

Up to 125°C (257°F)

Flammability Rating:

UL94 V-0¹

Color:

Light Gray

Terminal Type:

Screw / Pressure Plate

Terminal Screw Size:

M3.5

Recommended Torque:

0.8Nm

Max. PCB's:

(1) Vertical

Mounting:

35mm DIN Rail or
optional panel mounting*

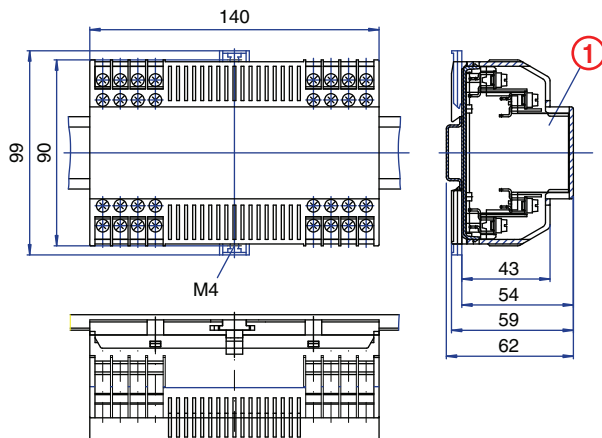
ORDERING INFORMATION

Part Number	Type	Description	PCB Connection
91.365	KU4012BV	Right Angle Pins	Machine Solder/ Wire Jumper

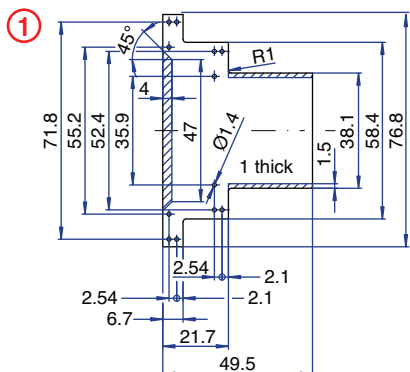
ACCESSORIES

Accessories	Part Number	Type
1 Meter DIN Rail	2511120/1M	TS35x7.5/1M
Screw-hole and Wire-Entry Cover Plug Set	91.201.1	SHPC
*Panel Mount Tab	93.001.5	PMA/KU

ENCLOSURE DRAWING (To convert to inches divide by 25.4.)



PCB DRAWING (To convert to inches divide by 25.4.)




¹On request.

unused space

32 Terminal

**Horizontal PCB
Screw Clamp
with vent slots**



TECHNICAL INFORMATION

Electrical:

16A, 300V, 22-14 AWG

Housing Material:

Glass-filled Polycarbonate

Temperature Range:

Up to 125°C (257°F)

Flammability Rating:

UL94 V-0¹

Color:

Light Gray

Terminal Type:

Screw / Pressure Plate

Terminal Screw Size:

M3.5

Recommended Torque:

0.8Nm

Max. PCB's:

(1) Horizontal

Mounting:

35mm DIN Rail or
optional panel mounting*

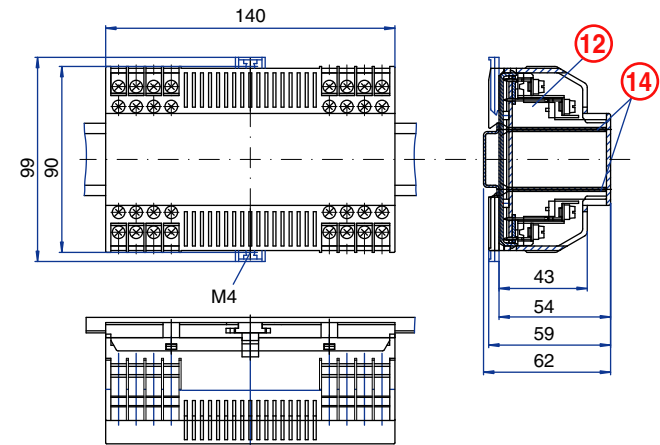
ORDERING INFORMATION

Part Number	Type	Description	PCB Connection
91.345	KU4012CV	Straight Pins	Machine Solder

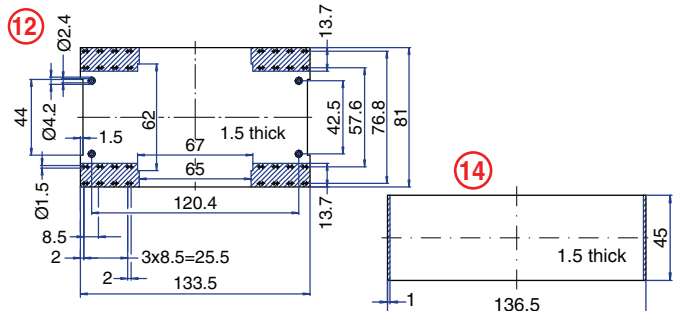
ACCESSORIES

Accessories	Part Number	Type
1 Meter DIN Rail	2511120/1M	TS35x7.5/1M
Screw-hole and Wire-Entry Cover Plug Set	91.201.1	SHPC
*Panel Mount Tab	93.001.5	PMA/KU

ENCLOSURE DRAWING (To convert to inches divide by 25.4.)



PCB DRAWING (To convert to inches divide by 25.4.)




unused space

KU4000 Series

64 Terminal

Vertical PCB
Screw Clamp



TECHNICAL INFORMATION

Electrical:

16A, 300V, 22-14 AWG

Housing Material:

Glass-filled Polycarbonate

Temperature Range:

Up to 125°C (257°F)

Flammability Rating:

UL94 V-0¹

Color:

Light Gray

Terminal Type:

Screw / Pressure Plate

Terminal Screw Size:

M3.5

Recommended Torque:

0.8Nm

Max. PCB's:

(8) Vertical

Mounting:

35mm DIN Rail or
optional panel mounting*

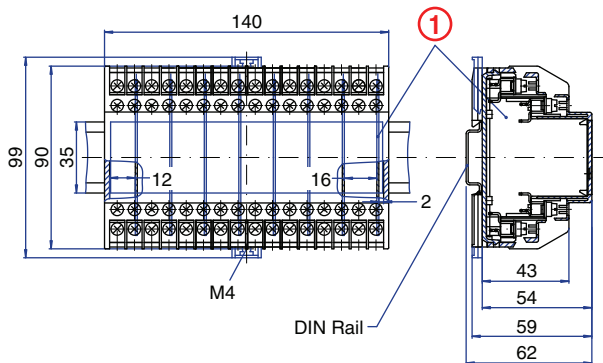
ORDERING INFORMATION

Part Number	Type	Description	PCB Connection
91.400	KU4013B	Right Angle Pins	Machine Solder/ Wire Jumper

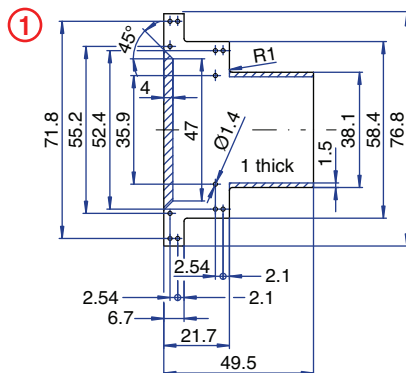
ACCESSORIES

Accessories	Part Number	Type
1 Meter DIN Rail	2511120/1M	TS35x7.5/1M
Screw-hole and Wire-Entry Cover Plug Set	91.201.1	SHPC
*Panel Mount Tab	93.001.5	PMA/KU

ENCLOSURE DRAWING (To convert to inches divide by 25.4.)



PCB DRAWING (To convert to inches divide by 25.4.)




¹On request.

unused space

64 Terminal

Horizontal PCB
Screw Clamp



TECHNICAL INFORMATION

Electrical:

16A, 300V, 22-14 AWG

Housing Material:

Glass-filled Polycarbonate

Temperature Range:

Up to 125°C (257°F)

Flammability Rating:

UL94 V-0¹

Color:

Light Gray

Terminal Type:

Screw / Pressure Plate

Terminal Screw Size:

M3.5

Recommended Torque:

0.8Nm

Max. PCB's:

(1) Horizontal, (2) Vertical

Mounting:

35mm DIN Rail or
optional panel mounting*

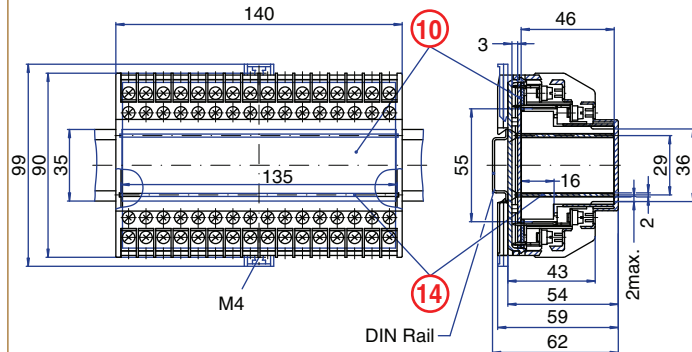
ORDERING INFORMATION

Part Number	Type	Description	PCB Connection
91.380	KU4013C	Straight Pins	Machine Solder

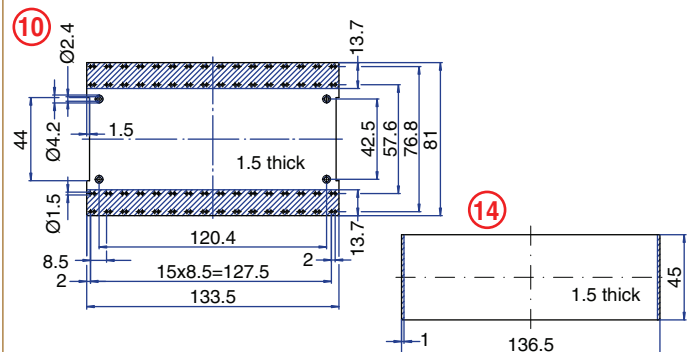
ACCESSORIES

Accessories	Part Number	Type
1 Meter DIN Rail	2511120/1M	TS35x7.5/1M
Screw-hole and Wire-Entry Cover Plug Set	91.201.1	SHPC
*Panel Mount Tab	93.001.5	PMA/KU

ENCLOSURE DRAWING (To convert to inches divide by 25.4.)




PCB DRAWING (To convert to inches divide by 25.4.)



unused space

KU4100 Series



The versatile **KU4100 series** features a compact design with different terminal configuration options. They are available in six widths with double level terminal locations. Terminal configuration options include blank enclosures with no terminal openings, fixed PCB terminals and pluggable PCB terminals.

MATERIALS

Housing

Housing Shell: Polycarbonate, 10% Glass Filled

Base: Polycarbonate, 10% Glass Filled

Terminals

Housing: Polyamide

Terminal Pins: Tinned Brass

TEMPERATURE RATING:

115°C (239°F) UL94 V-0¹

Housing: Light Gray Cover with Black Base

PROTECTION

KU4100 enclosures have an IP30 rating, IP20 for terminal openings, (finger protected) and meet VBG4 and other European accident prevention requirements.

CONSTRUCTION

The KU4100 enclosure series housings are supplied as unassembled kits. Each kit consists of a flat base, a housing cover and terminal sets where applicable. The terminals are set on two levels to maximize space. The terminals are machine solderable. Integral printed circuit guides are molded into the cover for proper board insertion and containment. Multiple boards can be mounted in each enclosure, usually 2 PCBs are used with the terminals and one additional PCB can be used for display or control elements in the enclosure front.

TERMINALS

There are 4 options available; no terminal openings, fixed PCB terminals, pluggable PCB terminals and high current terminals. The terminal blocks are all machine solderable.

The option of no terminal openings allows for custom openings to be made to accommodate alternate connector types.

Fixed PCB terminals are standard screw cage clamp style terminal blocks. Terminal covers are available for the fixed PCB terminal version to cover unused terminals. The terminal cover is a 12 pole strip that is breakable into individual poles. It snaps into the enclosure covering the screw hole and wire entry areas.

Pluggable PCB terminals feature male pin headers and female screw cage clamp plugs that can be plugged/unplugged. **Power source must be disconnected before plugging/unplugging terminals.**

High current terminals feature rising clamps where the wire is clamped between the clamp and the terminal strip.

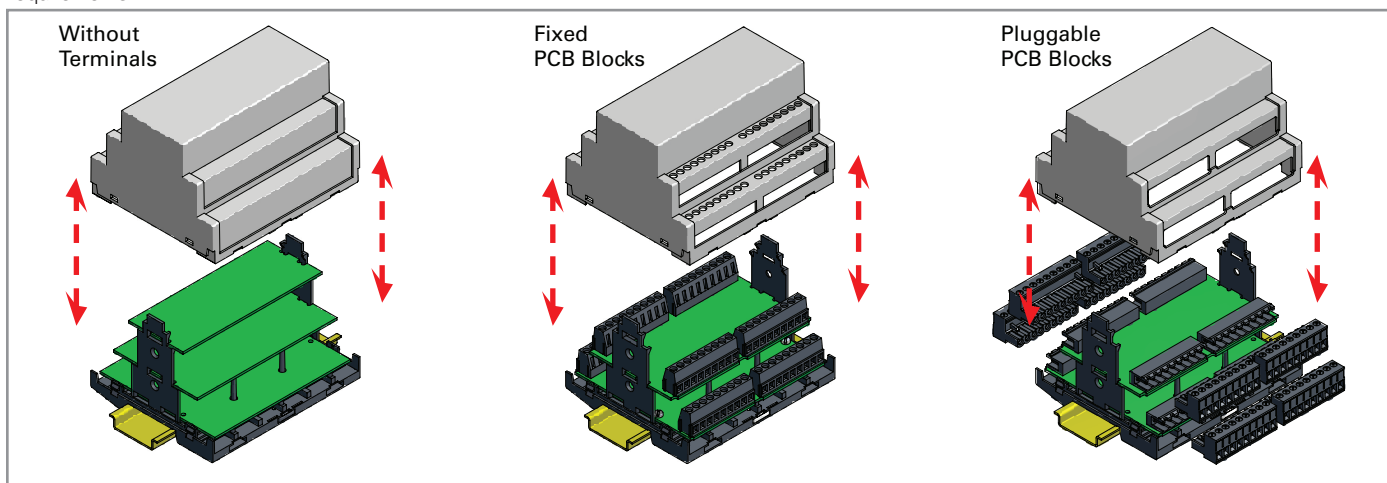
MOUNTING

The KU4100 series can easily be mounted on standard 35mm DIN rail by means of the integral mounting foot and DIN clip.

CUSTOMIZATION

We can supply the KU4100 series enclosures with many custom options including:

- Partial terminal loading
- Enclosure bus connections
- Ventilation Slots
- Machining of custom holes



¹On request.

17.5mm Enclosure Without Terminals



TECHNICAL INFORMATION

Electrical:	Terminal Type:
—	—
Housing Material:	Terminal Screw Size:
Glass-filled Polycarbonate	—
Temperature Range:	Recommended Torque:
Up to 115°C (239°F)	—
Flammability Rating:	PCB Locations:
UL94 V-0 ¹	(1) Vertical, Perpendicular
Color:	Mounting:
Light Gray Cover, Black Base	35mm DIN Rail

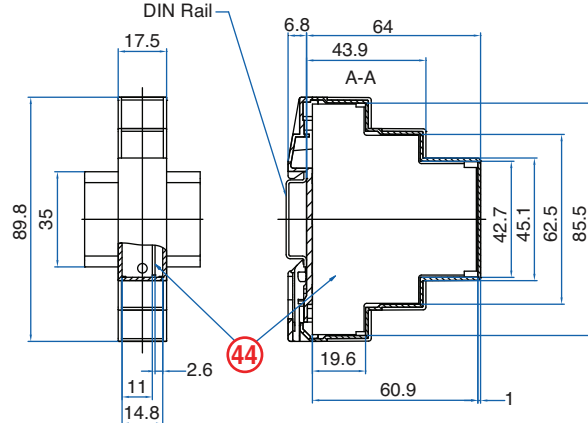
ORDERING INFORMATION

Part Number	Type	Description	PCB Connection
91.800	KU4187B	Without Terminals	None

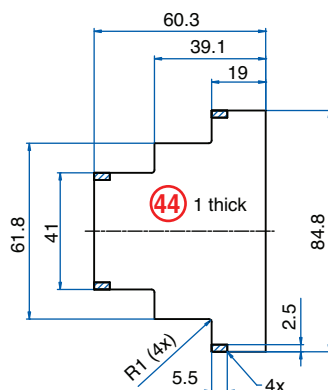
ACCESSORIES

Accessories	Part Number	Type
1 Meter DIN Rail	2511120/1M	TS35x7.5/1M

ENCLOSURE DRAWING (To convert to inches divide by 25.4.)



PCB DRAWING (To convert to inches divide by 25.4.)



¹On request.

unused space

12 Terminal Fixed PCB Blocks



TECHNICAL INFORMATION

Electrical:	Terminal Type:
12A, 250V, 24-12 AWG	Screw / Rising Clamp
Housing Material:	Terminal Screw Size:
Glass-filled Polycarbonate	M2.5
Temperature Range:	Recommended Torque:
Up to 115°C (239°F)	0.4Nm
Flammability Rating:	PCB Locations:
UL94 V-0 ¹	(1) Vertical, Perpendicular
Color:	Mounting:
Light Gray Cover, Black Base and Terminals	35mm DIN Rail

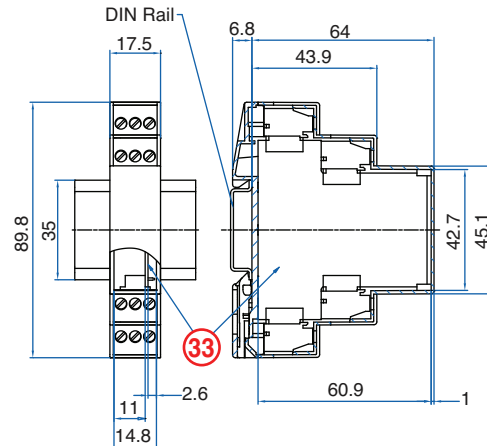
ORDERING INFORMATION

Part Number	Type	Description	PCB Connection
91.801	KU4187F	Fixed PCB Terminal	Machine Solder

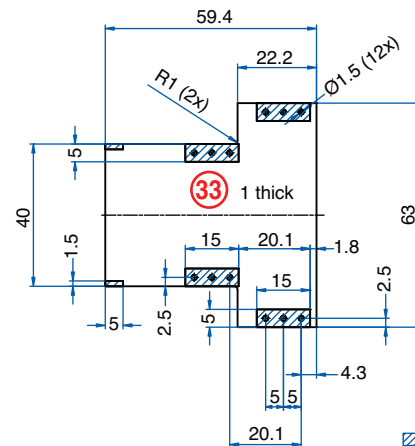
ACCESSORIES

Accessories	Part Number	Type
1 Meter DIN Rail	2511120/1M	TS35x7.5/1M
Terminal Cover (12 pole)	91.801.1	TCS/12

ENCLOSURE DRAWING (To convert to inches divide by 25.4.)



PCB DRAWING (To convert to inches divide by 25.4.)



unused space

12 Terminal
Pluggable PCB
Plugs / Headers



TECHNICAL INFORMATION

Electrical: 12A, 250V, 28-14 AWG	Terminal Type: Screw / Rising Clamp
Housing Material: Glass-filled Polycarbonate	Terminal Screw Size: M2.5
Temperature Range: Up to 115°C (239°F)	Recommended Torque: 0.4Nm
Flammability Rating: UL94 V-0 ¹	PCB Locations: (1) Vertical, Perpendicular
Color: Light Gray Cover, Black Base and Terminals	Mounting: 35mm DIN Rail

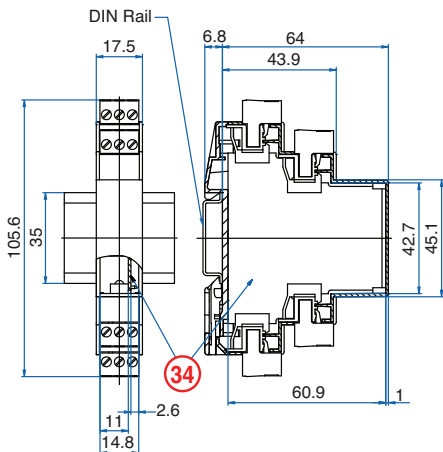
ORDERING INFORMATION

Part Number	Type	Description	PCB Connection
91.802	KU4187P	Pluggable PCB Terminals	Machine Solder

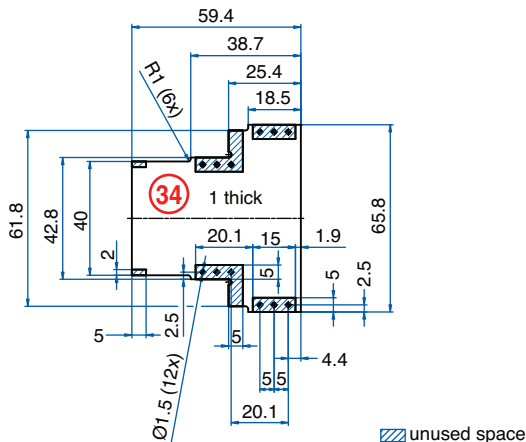
ACCESSORIES

Accessories	Part Number	Type
1 Meter DIN Rail	2511120/1M	TS35x7.5/1M

ENCLOSURE DRAWING (To convert to inches divide by 25.4.)



PCB DRAWING (To convert to inches divide by 25.4.)



¹On request.

8 Terminal
High Current PCB
Blocks



TECHNICAL INFORMATION

Electrical: 40A, 250V, 20-8 AWG	Terminal Type: Screw / Rising Clamp
Housing Material: Glass-filled Polycarbonate	Terminal Screw Size: M3.5
Temperature Range: Up to 115°C (239°F)	Recommended Torque: 1.2Nm
Flammability Rating: UL94 V-0 ¹	PCB Locations: (1) Vertical, Perpendicular
Color: Light Gray Cover, Black Base	Mounting: 35mm DIN Rail

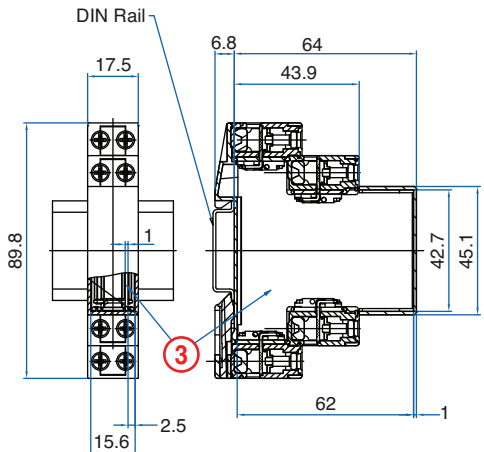
ORDERING INFORMATION

Part Number	Type	Description	PCB Connection
91.803	KU4187HC	High Current Terminals	Machine Solder

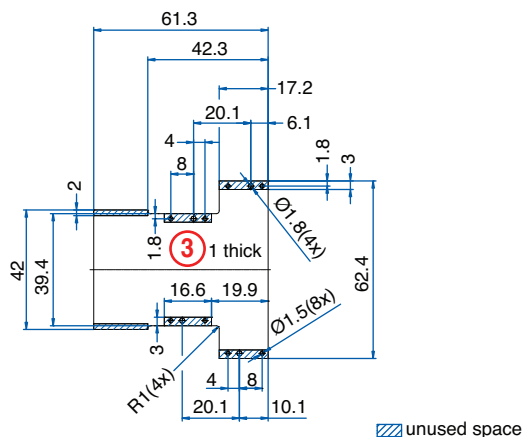
ACCESSORIES

Accessories	Part Number	Type
1 Meter DIN Rail	2511120/1M	TS35x7.5/1M

ENCLOSURE DRAWING (To convert to inches divide by 25.4.)



PCB DRAWING (To convert to inches divide by 25.4.)



35mm Enclosure Without Terminals



TECHNICAL INFORMATION

Electrical:	Terminal Type:
—	—
Housing Material:	Terminal Screw Size:
Glass-filled Polycarbonate	—
Temperature Range:	Recommended Torque:
Up to 115°C (239°F)	—
Flammability Rating:	PCB Locations:
UL94 V-0 ¹	(3) Vertical, Parallel
Color:	Mounting:
Light Gray Cover, Black Base	35mm DIN Rail

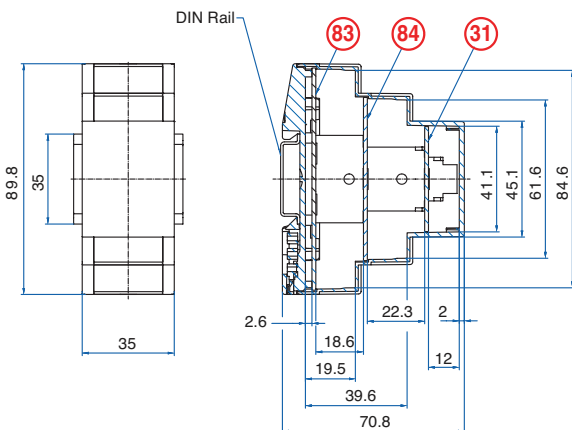
ORDERING INFORMATION

Part Number	Type	Description	PCB Connection
91.810	KU4188B	Without Terminals	None

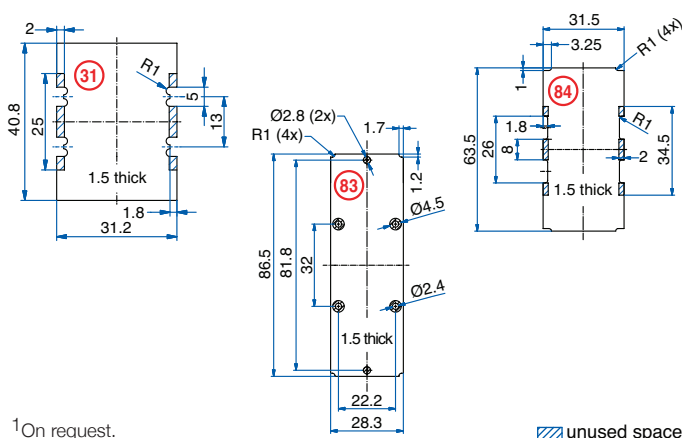
ACCESSORIES

Accessories	Part Number	Type
1 Meter DIN Rail	2511120/1M	TS35x7.5/1M

ENCLOSURE DRAWING (To convert to inches divide by 25.4.)



PCB DRAWING (To convert to inches divide by 25.4.)



¹On request.

unused space

20 Terminal Fixed PCB Blocks



TECHNICAL INFORMATION

Electrical:	Terminal Type:
12A, 250V, 24-12 AWG	Screw / Rising Clamp
Housing Material:	Terminal Screw Size:
Glass-filled Polycarbonate	M2.5
Temperature Range:	Recommended Torque:
Up to 115°C (239°F)	0.4Nm
Flammability Rating:	PCB Locations:
UL94 V-0 ¹	(2) Vertical, Parallel
Color:	Mounting:
Light Gray Cover, Black Base and Terminals	35mm DIN Rail

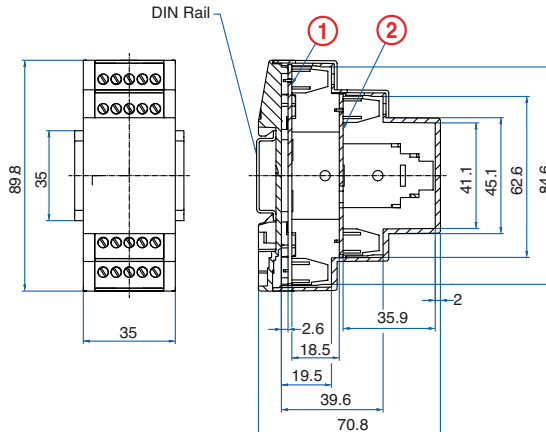
ORDERING INFORMATION

Part Number	Type	Description	PCB Connection
91.811	KU4188F	Fixed PCB Terminal	Machine Solder

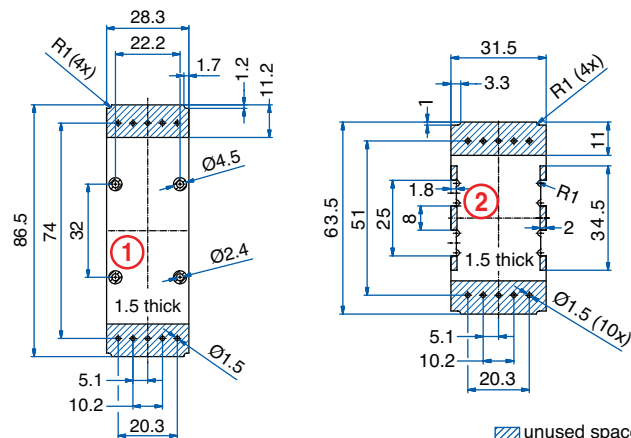
ACCESSORIES

Accessories	Part Number	Type
1 Meter DIN Rail	2511120/1M	TS35x7.5/1M
Terminal Cover (12 pole)	91.801.1	TCS/12

ENCLOSURE DRAWING (To convert to inches divide by 25.4.)



PCB DRAWING (To convert to inches divide by 25.4.)



unused space

20 Terminal
Pluggable PCB
Plugs / Headers



TECHNICAL INFORMATION

Electrical: 12A, 250V, 28-14 AWG	Terminal Type: Screw / Rising Clamp
Housing Material: Glass-filled Polycarbonate	Terminal Screw Size: M2.5
Temperature Range: Up to 115°C (239°F)	Recommended Torque: 0.4Nm
Flammability Rating: UL94 V-0 ¹	PCB Locations: (2) Vertical, Parallel
Color: Light Gray Cover, Black Base and Terminals	Mounting: 35mm DIN Rail

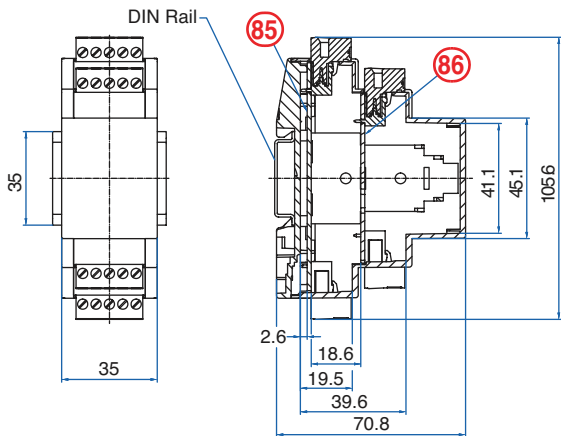
ORDERING INFORMATION

Part Number	Type	Description	PCB Connection
91.812	KU4188P	Pluggable PCB Terminals	Machine Solder

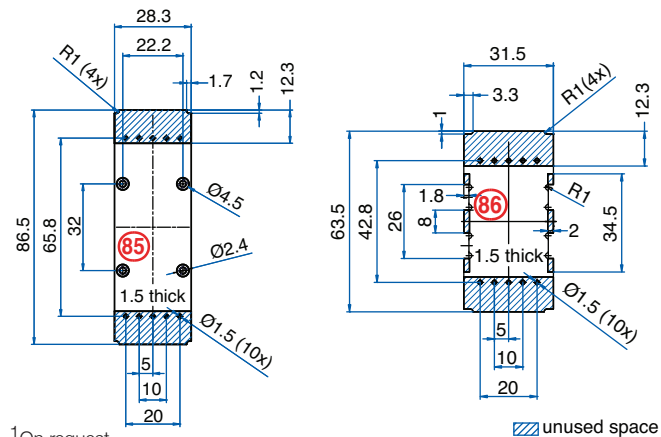
ACCESSORIES

Accessories	Part Number	Type
1 Meter DIN Rail	251120/1M	TS35x7.5/1M

ENCLOSURE DRAWING (To convert to inches divide by 25.4.)



PCB DRAWING (To convert to inches divide by 25.4.)



¹On request.

unused space

16 Terminal
High Current PCB
Blocks



TECHNICAL INFORMATION

Electrical: 40A, 250V, 20-8 AWG	Terminal Type: Screw / Rising Clamp
Housing Material: Glass-filled Polycarbonate	Terminal Screw Size: M3.5
Temperature Range: Up to 115°C (239°F)	Recommended Torque: 1.2Nm
Flammability Rating: UL94 V-0 ¹	PCB Locations: (2) Vertical, Perpendicular
Color: Light Gray Cover, Black Base	Mounting: 35mm DIN Rail

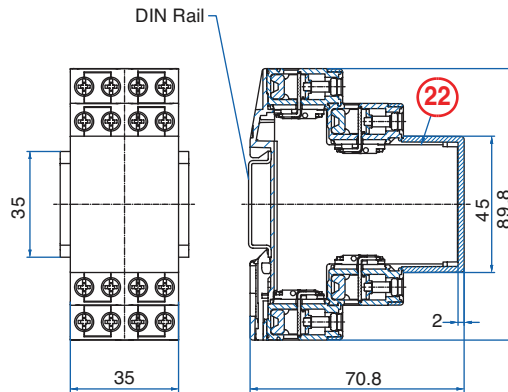
ORDERING INFORMATION

Part Number	Type	Description	PCB Connection
91.813	KU4188HC	High Current Terminals	Machine Solder

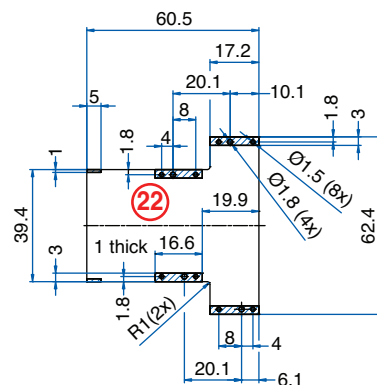
ACCESSORIES

Accessories	Part Number	Type
1 Meter DIN Rail	251120/1M	TS35x7.5/1M

ENCLOSURE DRAWING (To convert to inches divide by 25.4.)



PCB DRAWING (To convert to inches divide by 25.4.)



unused space

52.5mm Enclosure Without Terminals



TECHNICAL INFORMATION

Electrical:	Terminal Type:
—	—
Housing Material:	Terminal Screw Size:
Glass-filled Polycarbonate	—
Temperature Range:	Recommended Torque:
Up to 115°C (239°F)	—
Flammability Rating:	PCB Locations:
UL94 V-0 ¹	(3) Vertical, Parallel
Color:	Mounting:
Light Gray Cover, Black Base	35mm DIN Rail

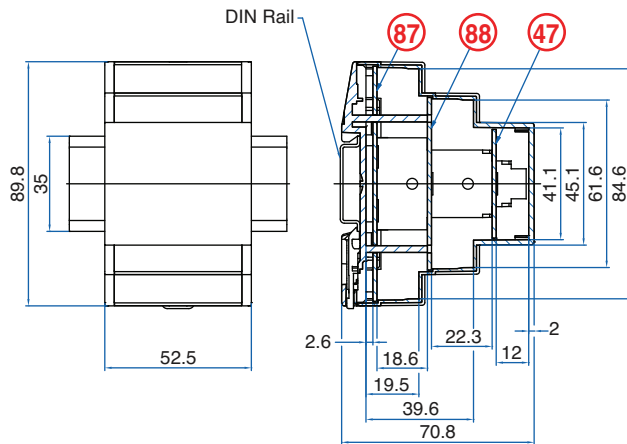
ORDERING INFORMATION

Part Number	Type	Description	PCB Connection
91.820	KU4184B	Without Terminals	None

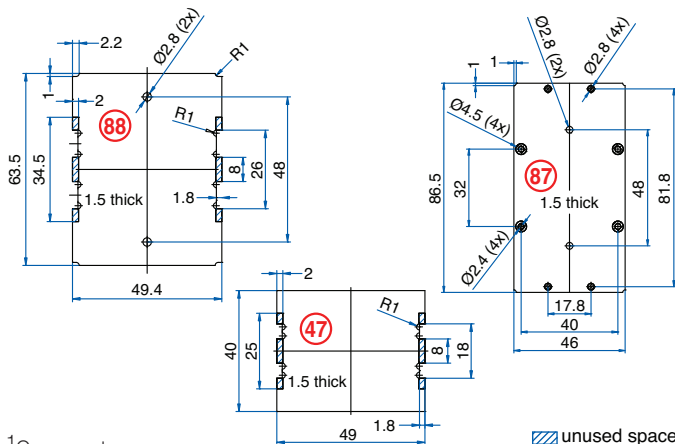
ACCESSORIES

Accessories	Part Number	Type
1 Meter DIN Rail	2511120/1M	TS35x7.5/1M

ENCLOSURE DRAWING (To convert to inches divide by 25.4.)



PCB DRAWING (To convert to inches divide by 25.4.)



¹On request.

36 Terminal Fixed PCB Blocks



TECHNICAL INFORMATION

Electrical:	Terminal Type:
12A, 250V, 24-12 AWG	Screw / Rising Clamp
Housing Material:	Terminal Screw Size:
Glass-filled Polycarbonate	M2.5
Temperature Range:	Recommended Torque:
Up to 115°C (239°F)	0.4Nm
Flammability Rating:	PCB Locations:
UL94 V-0 ¹	(2) Vertical, Parallel
Color:	Mounting:
Light Gray Cover, Black Base and Terminals	35mm DIN Rail

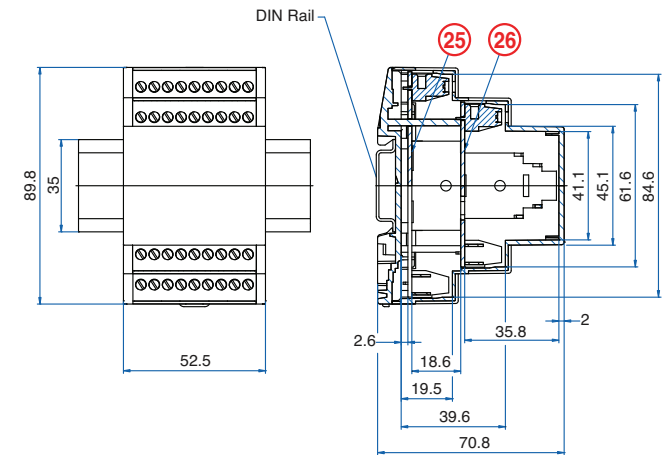
ORDERING INFORMATION

Part Number	Type	Description	PCB Connection
91.821	KU4184F	Fixed PCB Terminals	Machine Solder

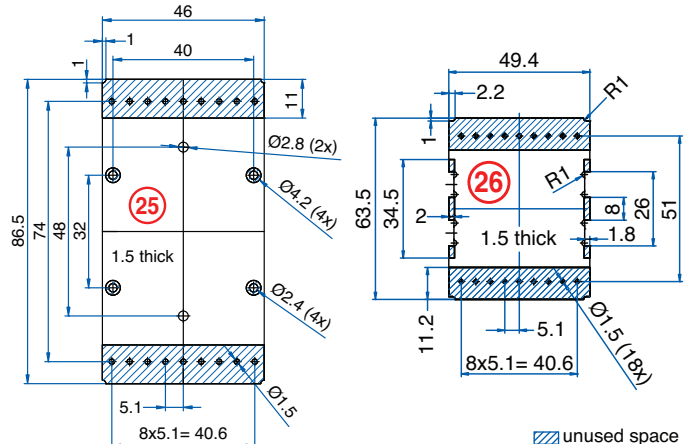
ACCESSORIES

Accessories	Part Number	Type
1 Meter DIN Rail	2511120/1M	TS35x7.5/1M
Terminal Cover (12 pole)	91.801.1	TCS/12

ENCLOSURE DRAWING (To convert to inches divide by 25.4.)



PCB DRAWING (To convert to inches divide by 25.4.)



36 Terminal

Pluggable PCB
Plugs / Headers



TECHNICAL INFORMATION

Electrical:

12A, 250V, 28-14 AWG

Housing Material:

Glass-filled Polycarbonate

Temperature Range:

Up to 115°C (239°F)

Flammability Rating:

UL94 V-0¹

Color:

Light Gray Cover, Black Base and Terminals

Terminal Type:

Screw / Rising Clamp

Terminal Screw Size:

M2.5

Recommended Torque:

0.4Nm

PCB Locations:

(2) Vertical, Parallel

Mounting:

35mm DIN Rail

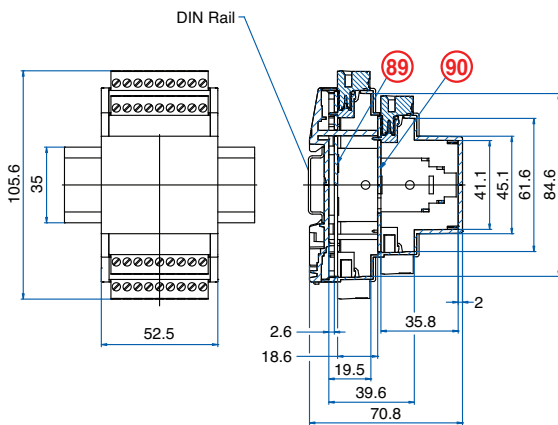
ORDERING INFORMATION

Part Number	Type	Description	PCB Connection
91.822	KU4184P	Pluggable PCB Terminals	Machine Solder

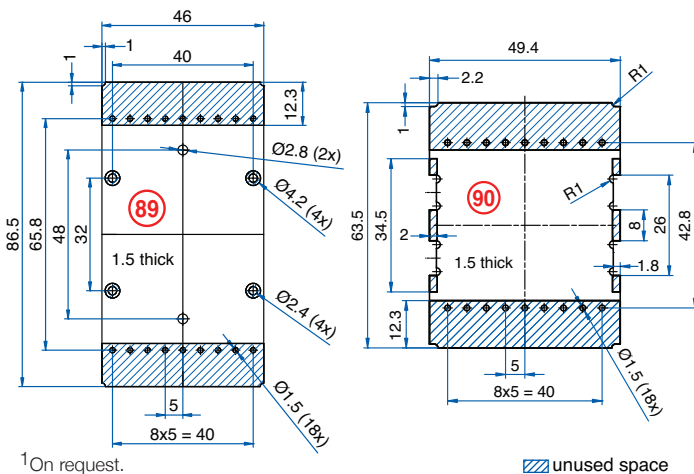
ACCESSORIES

Accessories	Part Number	Type
1 Meter DIN Rail	2511120/1M	TS35x7.5/1M

ENCLOSURE DRAWING (To convert to inches divide by 25.4.)



PCB DRAWING (To convert to inches divide by 25.4.)



70mm Enclosure

Without Terminals



TECHNICAL INFORMATION

Electrical:

—

Housing Material:

Glass-filled Polycarbonate

Temperature Range:

Up to 115°C (239°F)

Flammability Rating:

UL94 V-0¹

Color:

Light Gray Cover, Black Base

Terminal Type:

—

Terminal Screw Size:

—

Recommended Torque:

—

PCB Locations:

(3) Vertical, Parallel

Mounting:

35mm DIN Rail

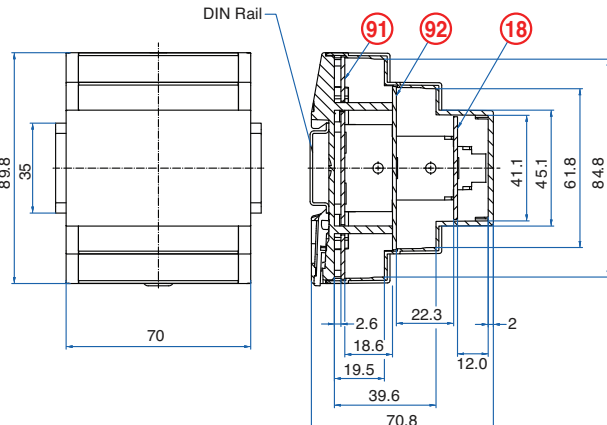
ORDERING INFORMATION

Part Number	Type	Description	PCB Connection
91.830	KU4189B	Without Terminals	None

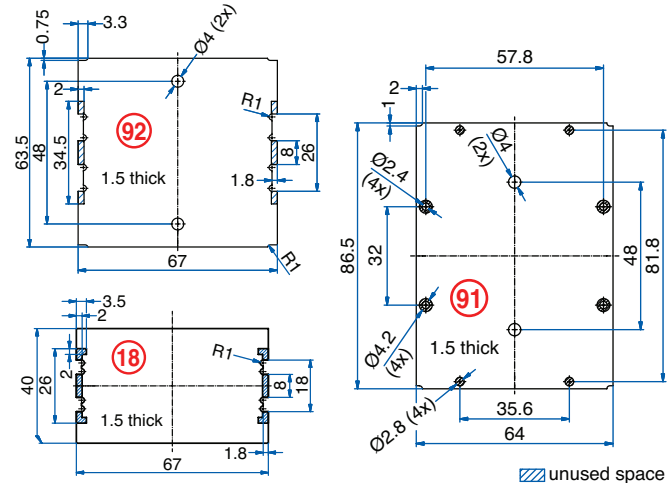
ACCESSORIES

Accessories	Part Number	Type
1 Meter DIN Rail	2511120/1M	TS35x7.5/1M

ENCLOSURE DRAWING (To convert to inches divide by 25.4.)



PCB DRAWING (To convert to inches divide by 25.4.)



Without Terminals

Electrical: —	Terminal Type: —
Housing Material: Glass-filled Polycarbonate	Terminal Screw Size: —
Temperature Range: Up to 115°C (239°F)	Recommended Torque: —
Flammability Rating: UL94 V-0 ¹	PCB Locations: (3) Vertical, Parallel
Color: Light Gray Cover, Black Base	Mounting: 35mm DIN Rail

Part Number	Type	Description	PCB Connection
91.840	KU4190B	Without Terminals	None

Accessories	Part Number	Type
1 Meter DIN Rail	2511120/1M	TS35x7.5/1M

Technical drawing of the DIN Rail Mounting Bracket, showing front and side views with dimensions.

Front View Dimensions:

- Overall Height: 89.8
- Overall Width: 105
- Top Flange Height: 35

Side View Dimensions:

- Overall Depth: 84.6
- Top Flange Thickness: 2.55
- Top Flange Width: 18.55
- Top Flange Hole Diameter: 19.45
- Top Flange Hole Spacing: 39.55
- Top Flange Hole Diameter: 70.8
- Top Flange Hole Spacing: 22.3
- Top Flange Hole Diameter: 11.96
- Top Flange Hole Spacing: 45.1
- Top Flange Hole Diameter: 41.1
- Top Flange Hole Spacing: 61.6

Callouts:

- DIN Rail:** Points to the top flange of the bracket.
- 95:** Points to the top flange.
- 96:** Points to the top flange.
- 21:** Points to the top flange.

Figure 10 consists of three detailed drawings of a 1.5 mm thick plate, labeled (a), (b), and (c). Drawing (a) is a top view showing a rectangular plate with overall dimensions of 102 mm by 40 mm. It features a central square hole with a side length of 25.5 mm and a thickness of 1.5 mm. The plate has a 2 mm wide top edge, a 3.5 mm wide bottom edge, and a 1.8 mm wide right edge. A 18 mm wide flange is on the right side, and a 2 mm wide flange is on the top edge. A red circle with the number 21 is located in the top-left corner. Drawing (b) is a front view showing the plate's profile with a total height of 48 mm. It includes a 6 mm wide top flange, a 3.25 mm wide bottom flange, and a 2 mm wide side flange. The central square hole has a side length of 34.5 mm. A red circle with the number 96 is located in the top-left corner. Drawing (c) is a side view showing the plate's profile with a total width of 99.5 mm. It includes a 35.6 mm wide top flange, a 71.2 mm wide bottom flange, and a 1 mm wide side flange. The central square hole has a side length of 32 mm. A red circle with the number 95 is located in the top-left corner. A legend at the bottom right indicates that hatched areas represent unused space.



Fixed PCB Blocks

<p>Electrical: 12A, 250V, 24-12 AWG</p> <p>Housing Material: Glass-filled Polycarbonate</p> <p>Temperature Range: Up to 115°C (239°F)</p> <p>Flammability Rating: UL94 V-0¹</p> <p>Color: Light Gray Cover, Black Base and Terminals</p>	<p>Terminal Type: Screw / Rising Clamp</p> <p>Terminal Screw Size: M2.5</p> <p>Recommended Torque: 0.4Nm</p> <p>PCB Locations: (2) Vertical, Parallel</p> <p>Mounting: 35mm DIN Rail</p>
--	---

Part Number	Type	Description	PCB Connection
91.841	KU4190F	Fixed PCB Terminals	Machine Solder

Accessories	Part Number	Type
1 Meter DIN Rail	2511120/1M	TS35x7.5/1M
Terminal Cover (12 pole)	91.801.1	TCS/12

Technical drawing of the 1000 Series DIN Rail Mounting Bracket. The drawing includes a front view (left) and a side view (right).

Front View Dimensions:

- Overall width: 105
- Overall height: 89.8
- Mounting bracket height: 35


Side View Dimensions:

- Overall depth: 84.6
- Internal depth: 61.6
- Internal depth (lower section): 45.1
- Internal depth (lower section): 41.1
- Internal depth (lower section): 39.6
- Internal depth (lower section): 35.8
- Internal depth (lower section): 19.5
- Internal depth (lower section): 18.6
- Internal depth (lower section): 2.6

Labels:

- DIN Rail
- 51
- 52
- 2

96 Terminal Fixed PCB Blocks



TECHNICAL INFORMATION

Electrical: 12A, 250V, 24-12 AWG	Terminal Type: Screw / Rising Clamp
Housing Material: Glass-filled Polycarbonate	Terminal Screw Size: M2.5
Temperature Range: Up to 115°C (239°F)	Recommended Torque: 0.4Nm
Flammability Rating: UL94 V-0 ¹	PCB Locations: (2) Vertical, Parallel
Color: Light Gray Cover, Black Base and Terminals	Mounting: 35mm DIN Rail

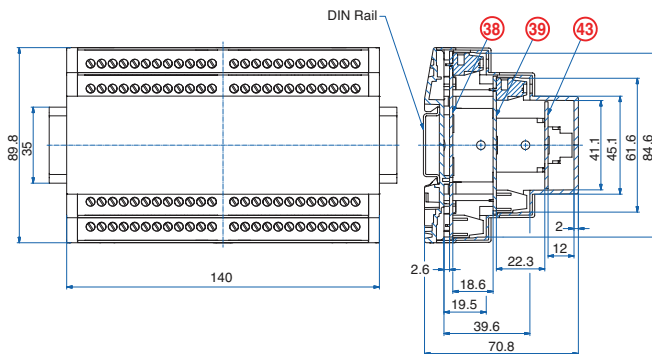
ORDERING INFORMATION

Part Number	Type	Description	PCB Connection
91.851	KU4191F	Fixed PCB Terminals	Machine Solder

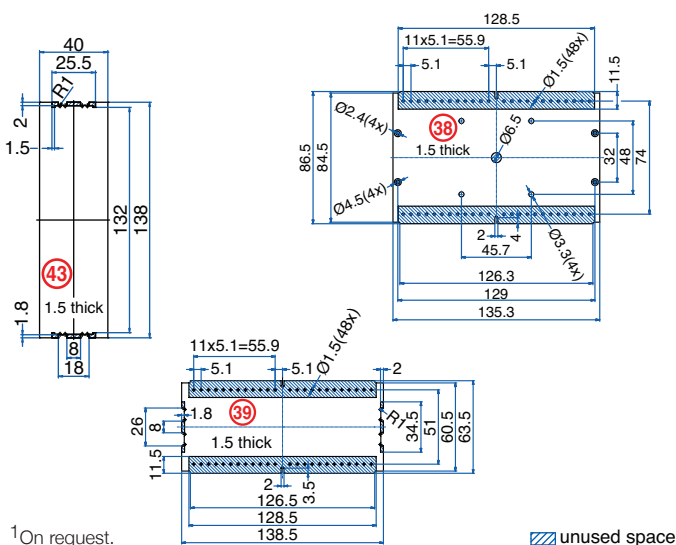
ACCESSORIES

Accessories	Part Number	Type
1 Meter DIN Rail	2511120/1M	TS35x7.5/1M
Terminal Cover (12 pole)	91.801.1	TCS/12


ENCLOSURE DRAWING (To convert to inches divide by 25.4.)



PCB DRAWING (To convert to inches divide by 25.4.)



96 Terminal Pluggable PCB Plugs / Headers



TECHNICAL INFORMATION

Electrical: 12A, 250V, 28-14 AWG	Terminal Type: Screw / Rising Clamp
Housing Material: Glass-filled Polycarbonate	Terminal Screw Size: M2.5
Temperature Range: Up to 115°C (239°F)	Recommended Torque: 0.4Nm
Flammability Rating: UL94 V-0 ¹	PCB Locations: (2) Vertical, Parallel
Color: Light Gray Cover, Black Base and Terminals	Mounting: 35mm DIN Rail

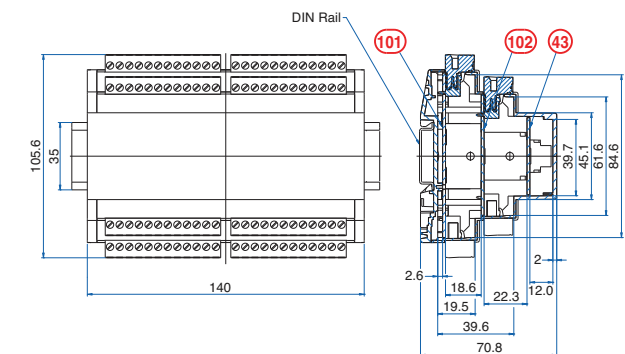
ORDERING INFORMATION

Part Number	Type	Description	PCB Connection
91.852	KU4191P	Pluggable PCB Terminals	Machine Solder

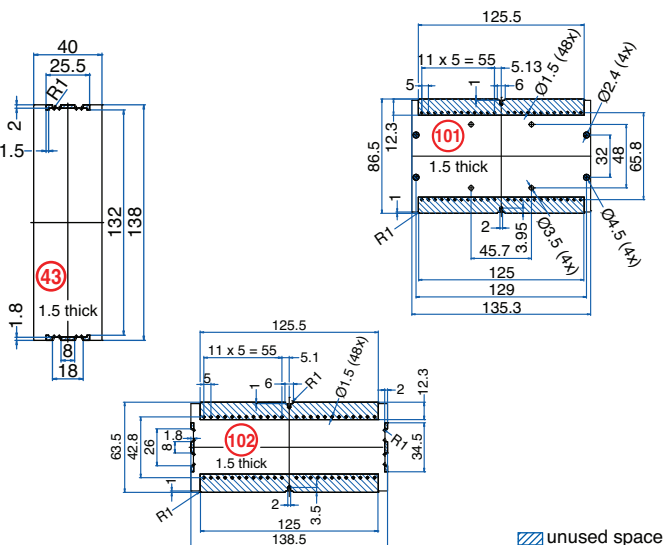
ACCESSORIES

Accessories	Part Number	Type
1 Meter DIN Rail	2511120/1M	TS35x7.5/1M


ENCLOSURE DRAWING (To convert to inches divide by 25.4.)



PCB DRAWING (To convert to inches divide by 25.4.)



KO4300 Series



The **KO4300 Series Enclosures** feature high density double level terminals making them ideal for many electronic applications. They are small to medium in size ranging from 16 to 64 terminals. There are 4 widths available each having a short and tall version. Terminal styles are available in fixed screw terminals, pluggable screw terminals or pluggable spring clamp terminals.

MATERIALS

Housing Shell: Polycarbonate, 10% Glass Filled
Terminal Housing: Polyamide, 40% Glass Filled
Terminal: Tin-plated Steel (spring terminal: stainless steel)
Standard Color: Light Gray

TEMPERATURE RATINGS:

Terminal Housing: 290°C (554°F) UL94 V-0¹
Housing: 115°C (239°F) UL94 V-0¹

PROTECTION

KO4300 series enclosures have an IP20 rating (finger protected) and meet VBG4 and other European accident prevention requirements.

CONSTRUCTION

The KO4300 enclosure series housings are supplied as unassembled kits. Each kit consists of a housing base, terminal cover side parts, terminal blocks and a front plate. The double level terminal design keeps the enclosure width to a minimum freeing valuable DIN rail space. The terminals are machine solderable with right angle pins. Integral printed circuit board guides are molded into the housing base to help with proper board insertion and containment. Boards are mounted vertically in the enclosure, perpendicular to the DIN rail.

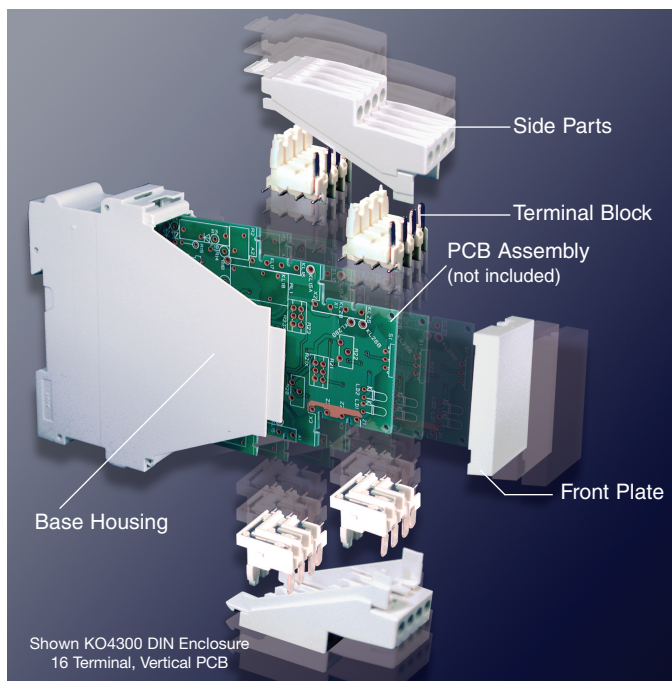
TERMINALS

Rising clamp screw terminals are used with the KO4300 series enclosures. Wires to be terminated are squeezed between the bottom of the rising clamp and the terminal strip for reliable, gas-tight connections. The terminals can be machine soldered to the board in the same step as the other components to save time and labor. All terminals have funnel shaped wire openings to eliminate wire fraying. The terminal screws can be turned with a flat tip or a #2 Philips screwdriver.

Pluggable screw clamp and spring clamp terminals are also available. A 3mm wide flat blade screwdriver should be used to open the spring terminal for wire insertion.

MOUNTING

The KO4300 series can easily be mounted on standard 35mm DIN rail by means of the integral mounting foot and DIN clip.



CUSTOMIZATION

Many custom options are available for the KO4300 series enclosures.

Some of the available options are:

- Partial terminal loading
- Side ventilation slots
- Internal/External bus connections
- Machining of custom holes
- PCB grounding to the DIN rail
- RJ45 and DB9 openings in front plate

HOUSING ASSEMBLY

- Place all assemblies on a level surface
- Terminal blocks should be pre-assembled on the PCB
- Push the side parts over the terminal blocks ensuring that the guide pins of the terminal blocks slide into the holes of the side parts
- Snap the front plate onto the pre-mounted side parts
- Slide the PCB of the upper section into the guide grooves of the base
- Slide the upper section into the base. Make sure that the wall areas overlap correctly and the guide element of the base slides in the mating recess of the base.
- Push the assembly completely together so that the clips on the side parts snap into the recesses in the base

¹On request.

16 Terminal Vertical PCB



TECHNICAL INFORMATION

Electrical:

16A, 300V, 22-12 AWG

Housing Material:

Glass-filled Polycarbonate

Terminal Block Material:

Glass-filled Polyamide

Temperature Range:

Up to 115°C (239°F), Housing
290°C (554°F), Terminals

Flammability Rating:

UL94 V-0¹

Color:

Light Gray

Terminal Type:

Screw / Rising Clamp

Terminal Screw Size:

M3.5

Recommended Torque:

0.8Nm

Max. PCB's:

(2) Vertical

Mounting:

35mm DIN Rail

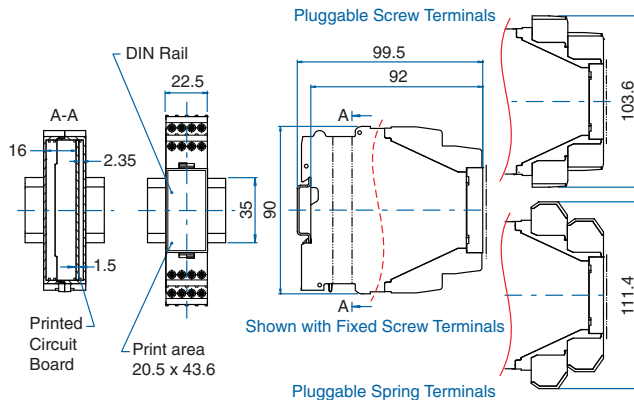
ORDERING INFORMATION

Part Number	Type	Terminals	PCB Connection
90.900	KO4323	Fixed Screw	Machine Solder
90.903	KO4323stS	Pluggable Screw	Machine Solder
90.905	KO4323stK	Pluggable Spring	Machine Solder

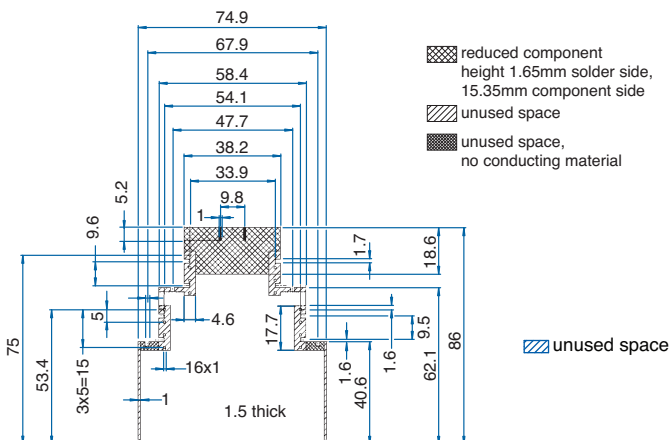
ACCESSORIES

Accessories	Part Number	Type
1 Meter DIN Rail	2511120/1M	TS35x7.5/1M


ENCLOSURE DRAWING (To convert to inches divide by 25.4.)



PCB DRAWING (To convert to inches divide by 25.4.)



16 Terminal Tall Vertical PCB



TECHNICAL INFORMATION

Electrical:

16A, 300V, 22-12 AWG

Housing Material:

Glass-filled Polycarbonate

Terminal Block Material:

Glass-filled Polyamide

Temperature Range:

Up to 115°C (239°F), Housing
290°C (554°F), Terminals

Flammability Rating:

UL94 V-0¹

Color:

Light Gray

Terminal Type:

Screw / Rising Clamp

Terminal Screw Size:

M3.5

Recommended Torque:

0.8Nm

Max. PCB's:

(2) Vertical

Mounting:

35mm DIN Rail

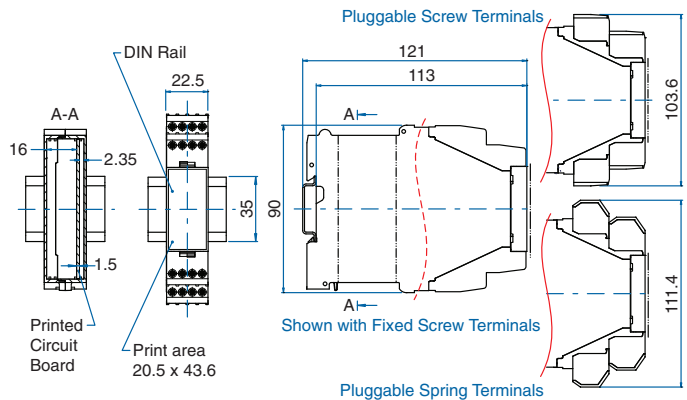
ORDERING INFORMATION

Part Number	Type	Terminals	PCB Connection
90.910	KO4303	Fixed Screw	Machine Solder
90.913	KO4303stS	Pluggable Screw	Machine Solder
90.915	KO4303stK	Pluggable Spring	Machine Solder

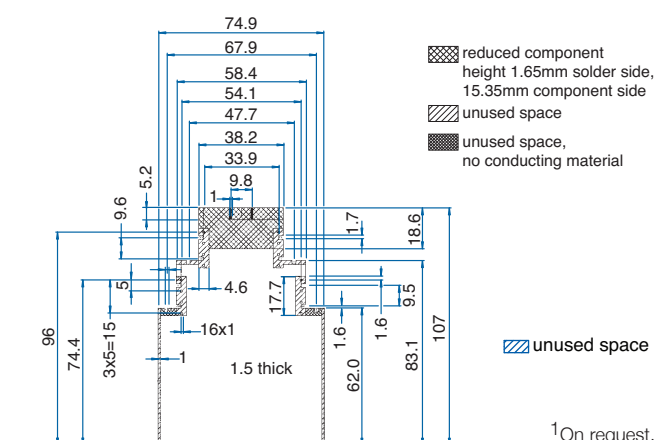
ACCESSORIES

Accessories	Part Number	Type
1 Meter DIN Rail	2511120/1M	TS35x7.5/1M

ENCLOSURE DRAWING (To convert to inches divide by 25.4.)




PCB DRAWING (To convert to inches divide by 25.4.)



¹On request.

32 Terminal Vertical PCB



TECHNICAL INFORMATION

Electrical:

16A, 300V, 22-12 AWG

Housing Material:

Glass-filled Polycarbonate

Terminal Block Material:

Glass-filled Polyamide

Temperature Range:

Up to 115°C (239°F), Housing
290°C (554°F), Terminals

Flammability Rating:

UL94 V-0¹

Color: Light Gray

Terminal Type:

Screw / Rising Clamp

Terminal Screw Size:

M3.5

Recommended Torque:

0.8Nm

Max. PCB's:

(4) Vertical

Mounting:

35mm DIN Rail

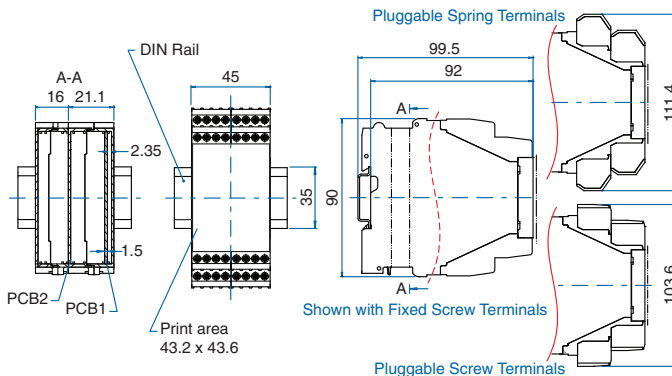
ORDERING INFORMATION

Part Number	Type	Terminals	PCB Connection
90.920	KO4324	Fixed Screw	Machine Solder
90.923	KO4324stS	Pluggable Screw	Machine Solder
90.925	KO4324stK	Pluggable Spring	Machine Solder

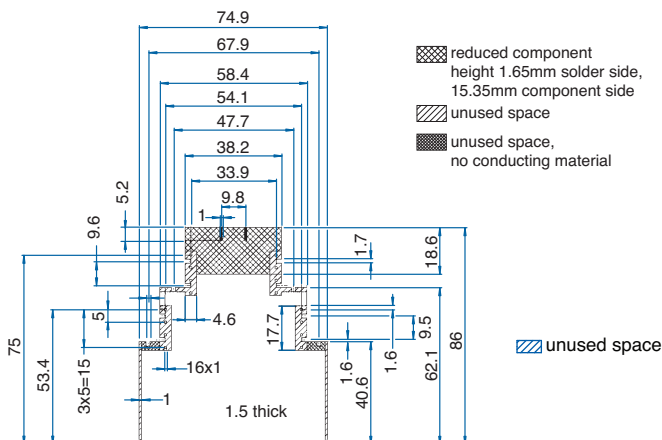
ACCESSORIES

Accessories	Part Number	Type
1 Meter DIN Rail	2511120/1M	TS35x7.5/1M


ENCLOSURE DRAWING (To convert to inches divide by 25.4.)



PCB DRAWING (To convert to inches divide by 25.4.)



32 Terminal Tall Vertical PCB



TECHNICAL INFORMATION

Electrical:

16A, 300V, 22-12 AWG

Housing Material:

Glass-filled Polycarbonate

Terminal Block Material:

Glass-filled Polyamide

Temperature Range:

Up to 115°C (239°F), Housing
290°C (554°F), Terminals

Flammability Rating:

UL94 V-0¹

Color: Light Gray

Terminal Type:

Screw / Rising Clamp

Terminal Screw Size:

M3.5

Recommended Torque:

0.8Nm

Max. PCB's:

(4) Vertical

Mounting:

35mm DIN Rail

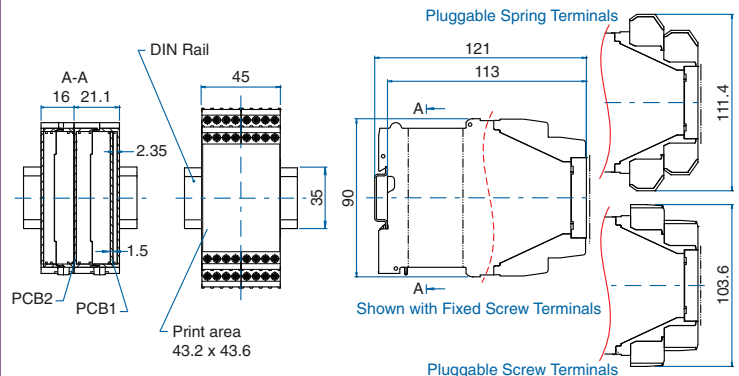
ORDERING INFORMATION

Part Number	Type	Terminals	PCB Connection
90.930	KO4304	Fixed Screw	Machine Solder
90.933	KO4304stS	Pluggable Screw	Machine Solder
90.935	KO4304stK	Pluggable Spring	Machine Solder

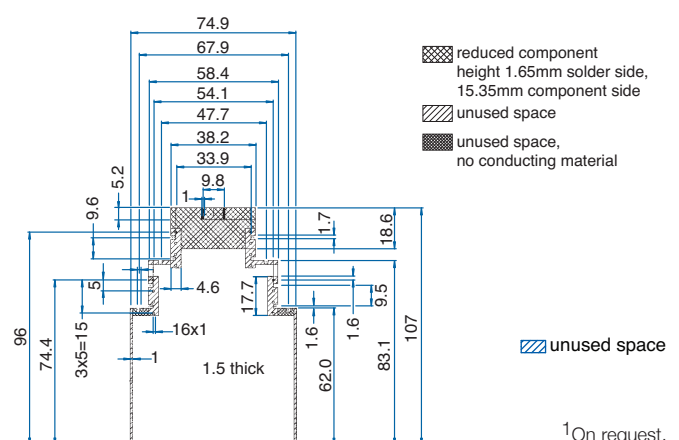
ACCESSORIES

Accessories	Part Number	Type
1 Meter DIN Rail	2511120/1M	TS35x7.5/1M

ENCLOSURE DRAWING (To convert to inches divide by 25.4.)




PCB DRAWING (To convert to inches divide by 25.4.)



¹On request.

48 Terminal Vertical PCB



TECHNICAL INFORMATION

Electrical:

16A, 300V, 22-12 AWG

Housing Material:

Glass-filled Polycarbonate

Terminal Block Material:

Glass-filled Polyamide

Temperature Range:

Up to 115°C (239°F), Housing
290°C (554°F), Terminals

Flammability Rating:

UL94 V-0¹

Color:

Light Gray

Terminal Type:

Screw / Rising Clamp

Terminal Screw Size:

M3.5

Recommended Torque:

0.8Nm

Max. PCB's:

(6) Vertical

Mounting:

35mm DIN Rail

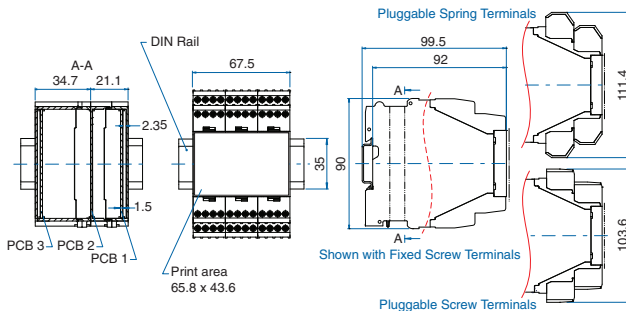
ORDERING INFORMATION

Part Number	Type	Terminals	PCB Connection
90.940	KO4325	Fixed Screw	Machine Solder
90.943	KO4325stS	Pluggable Screw	Machine Solder
90.945	KO4325stK	Pluggable Spring	Machine Solder

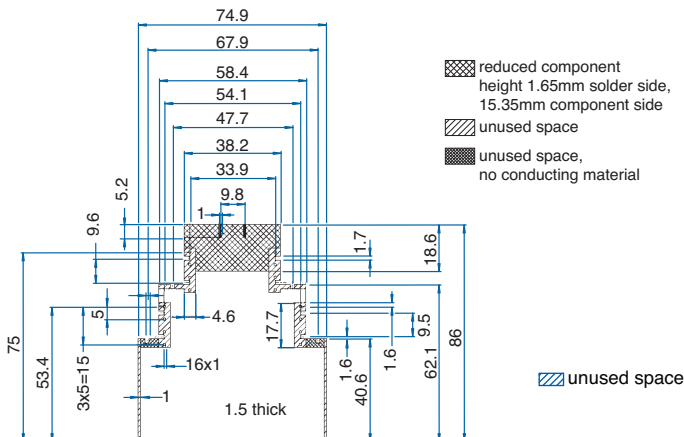
ACCESSORIES

Accessories	Part Number	Type
1 Meter DIN Rail	2511120/1M	TS35x7.5/1M


ENCLOSURE DRAWING (To convert to inches divide by 25.4.)



PCB DRAWING (To convert to inches divide by 25.4.)



48 Terminal Tall Vertical PCB



TECHNICAL INFORMATION

Electrical:

16A, 300V, 22-12 AWG

Housing Material:

Glass-filled Polycarbonate

Terminal Block Material:

Glass-filled Polyamide

Temperature Range:

Up to 115°C (239°F), Housing
290°C (554°F), Terminals

Flammability Rating:

UL94 V-0¹

Color:

Light Gray

Terminal Type:

Screw / Rising Clamp

Terminal Screw Size:

M3.5

Recommended Torque:

0.8Nm

Max. PCB's:

(6) Vertical

Mounting:

35mm DIN Rail

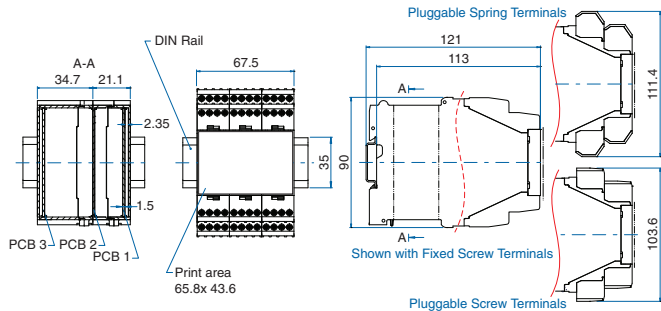
ORDERING INFORMATION

Part Number	Type	Terminals	PCB Connection
90.950	KO4305	Fixed Screw	Machine Solder
90.953	KO4305stS	Pluggable Screw	Machine Solder
90.955	KO4305stK	Pluggable Spring	Machine Solder

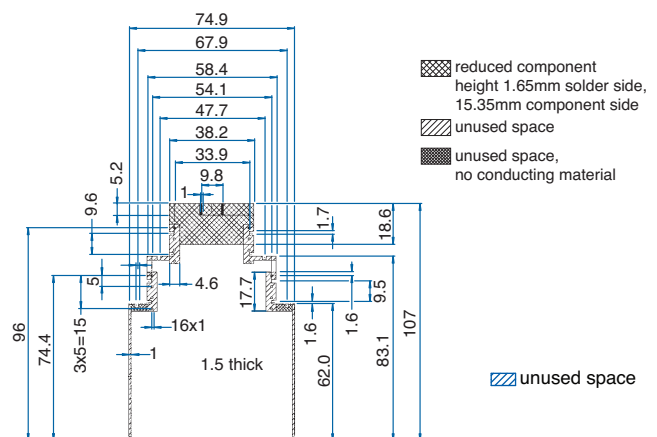
ACCESSORIES

Accessories	Part Number	Type
1 Meter DIN Rail	2511120/1M	TS35x7.5/1M

ENCLOSURE DRAWING (To convert to inches divide by 25.4.)




PCB DRAWING (To convert to inches divide by 25.4.)



¹On request.

64 Terminal Vertical PCB



TECHNICAL INFORMATION

Electrical:

16A, 300V, 22-12 AWG

Housing Material:

Glass-filled Polycarbonate

Terminal Block Material:

Glass-filled Polyamide

Temperature Range:

Up to 115°C (239°F), Housing
290°C (554°F), Terminals

Flammability Rating:

UL94 V-0¹

Color: Light Gray

Terminal Type:

Screw / Rising Clamp

Terminal Screw Size:

M3.5

Recommended Torque:

0.8Nm

Max. PCB's:

(8) Vertical

Mounting:

35mm DIN Rail

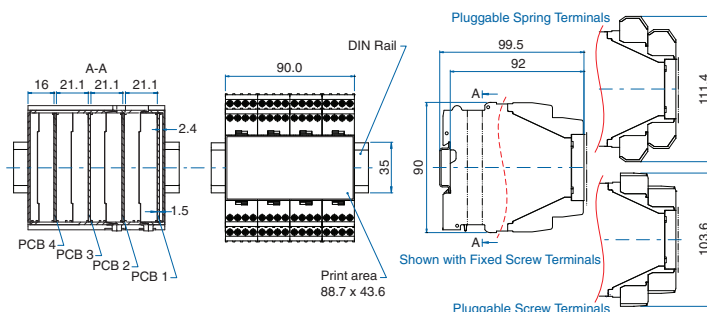
ORDERING INFORMATION

Part Number	Type	Terminals	PCB Connection
90.960	KO4326	Fixed Screw	Machine Solder
90.963	KO4326stS	Pluggable Screw	Machine Solder
90.965	KO4326stK	Pluggable Spring	Machine Solder

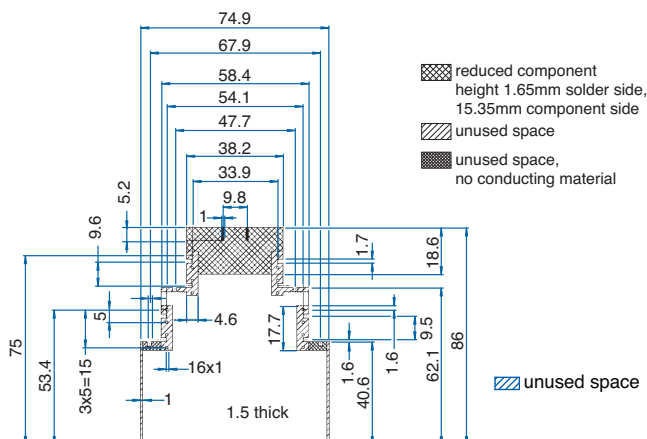
ACCESSORIES

Accessories	Part Number	Type
1 Meter DIN Rail	2511120/1M	TS35x7.5/1M


ENCLOSURE DRAWING (To convert to inches divide by 25.4.)



PCB DRAWING (To convert to inches divide by 25.4.)



64 Terminal Tall Vertical PCB



TECHNICAL INFORMATION

Electrical:

16A, 300V, 22-12 AWG

Housing Material:

Glass-filled Polycarbonate

Terminal Block Material:

Glass-filled Polyamide

Temperature Range:

Up to 115°C (239°F), Housing
290°C (554°F), Terminals

Flammability Rating:

UL94 V-0¹

Color: Light Gray

Terminal Type:

Screw / Rising Clamp

Terminal Screw Size:

M3.5

Recommended Torque:

0.8Nm

Max. PCB's:

(8) Vertical

Mounting:

35mm DIN Rail

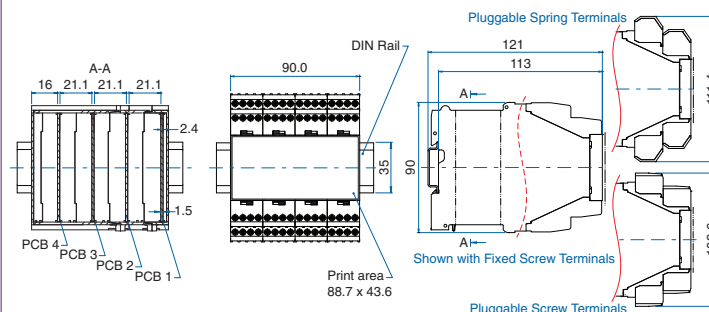
ORDERING INFORMATION

Part Number	Type	Terminals	PCB Connection
90.970	KO4306	Fixed Screw	Machine Solder
90.973	KO4306stS	Pluggable Screw	Machine Solder
90.975	KO4306stK	Pluggable Spring	Machine Solder

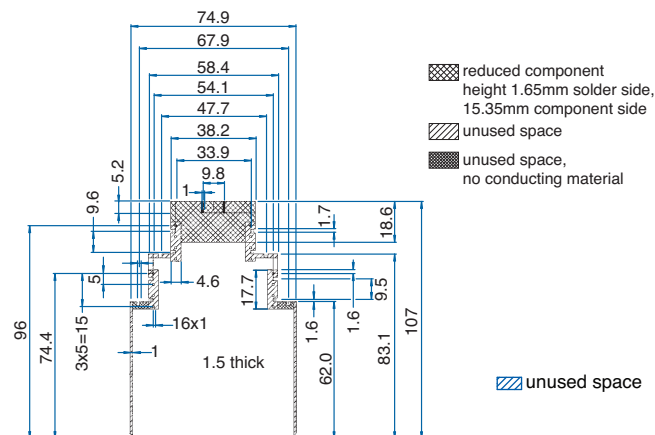
ACCESSORIES

Accessories	Part Number	Type
1 Meter DIN Rail	2511120/1M	TS35x7.5/1M

ENCLOSURE DRAWING (To convert to inches divide by 25.4.)



PCB DRAWING (To convert to inches divide by 25.4.)



¹On request.

KO4070 Series



Economical, compact KO4070 enclosures are supplied as easy to assemble kits. They are ideal for housing I/O circuits, relays, timers and other small devices. Each kit consists of two housing half shells and 4 to 16 machine solderable terminals with standard or extended length pins.

MATERIALS

Housing Shell: Polycarbonate, 10% Glass Filled

Terminal: Tinned Bronze

Terminal Screw: Chromated Steel

Temperature Rating:

125°C (257°F) UL94 V-0¹

Standard Color: Light Gray

PROTECTION

KO4070 enclosures have an IP20 rating (finger protected) and meet VBG4 and other European accident prevention requirements.

CONSTRUCTION

The KO4070 enclosures consist of two housing shells that snap together, and sectional, snap-together terminals. The maximum preassembled number of terminals are part of the enclosure kit. Potting is not recommended. Enclosures with removable center cover sections are available upon request.

BOARD PLACEMENT

Each enclosure can accept two boards, each up to 1.5mm (.0625 in.) thick, inserted vertically (parallel to the DIN rail) facing the terminals. These boards can be machine soldered to the terminals. Enclosure types KO4074 through KO4079, accept larger boards that can be screwed to the sidewalls of the housing shells (vertically, perpendicular to the DIN rail) using molded-in standoffs and 2 screws. Boards mounted on the sides can be 1mm (.04 in.) thick and require a wire jumper connection.

TERMINALS

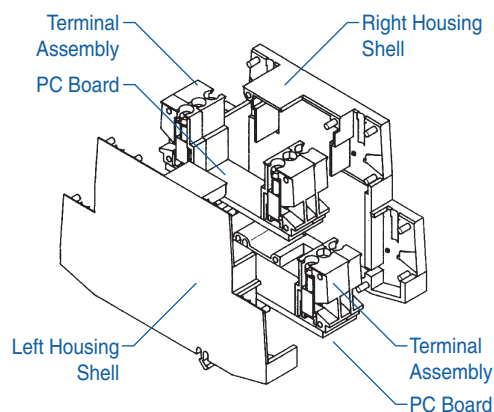
Box clamp design terminal blocks are used with the KO4070 series enclosures. Wire(s) to be terminated are squeezed between the bottom of the clamp and the busbar for reliable, gastight connections. The terminal blocks can be machine soldered to the board in the same step as the other components to save time and labor. Enclosures with extended length pins are available to increase enclosure cavity for large components. All terminals have funnel shaped wire openings to eliminate wire fraying. The terminal screws can be turned with a flat tip or a #1 or #2 Philips screwdriver.

MOUNTING

The KO4070 series have integral mounting feet that snap onto standard 35mm DIN rail. They cannot be panel mounted.

MARKING

Silk screen or attach label to the face of the enclosure.



¹On request.

4 Terminal



TECHNICAL INFORMATION

Electrical:

16A, 300V, 22-12 AWG

Housing Material:

Glass-filled Polycarbonate

Temperature Range:

Up to 125°C (257°F)

Flammability Rating:

UL94 V-0¹

Color:

Light Gray

Terminal Type:

Box Clamp

Terminal Screw Size:

M3.5

Recommended Torque:

0.8Nm

PCB Locations:

(2) Vertical, Parallel

Mounting:

35mm DIN Rail

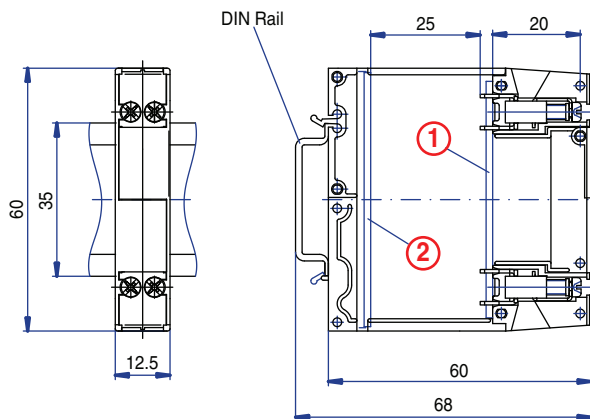
ORDERING INFORMATION

Part Number	Type	Description	PCB Connection
91.001	KO4071	Standard Length Pins	Solder Pins

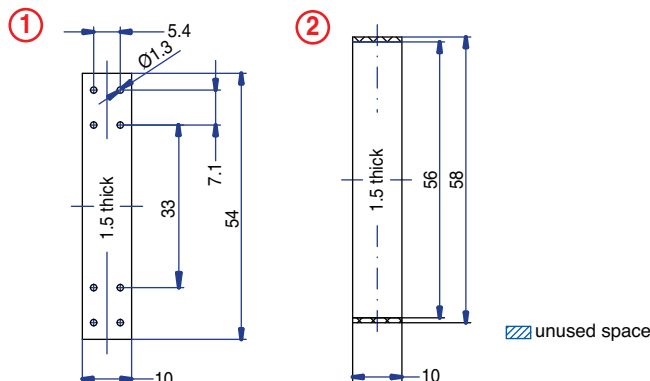
ACCESSORIES

Accessories	Part Number	Type
1 Meter DIN Rail	251120/1M	TS35x7.5/1M

ENCLOSURE DRAWING (To convert to inches divide by 25.4.)



PCB DRAWING (To convert to inches divide by 25.4.)



6 Terminal



TECHNICAL INFORMATION

Electrical:

16A, 300V, 22-12 AWG

Housing Material:

Glass-filled Polycarbonate

Temperature Range:

Up to 125°C (257°F)

Flammability Rating:

UL94 V-0¹

Color:

Light Gray

Terminal Type:

Box Clamp

Terminal Screw Size:

M3.5

Recommended Torque:

0.8Nm

PCB Locations:

(2) Vertical, Parallel

Mounting:

35mm DIN Rail

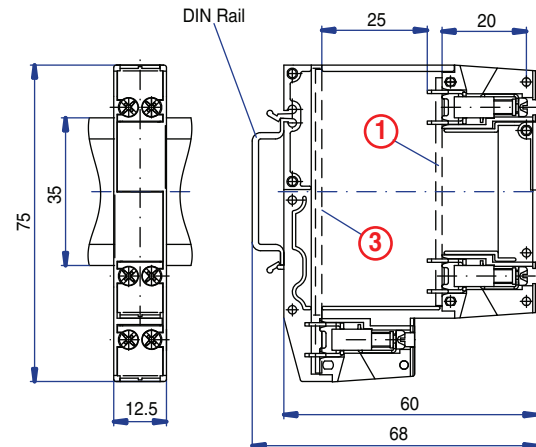
ORDERING INFORMATION

Part Number	Type	Description	PCB Connection
91.010	KO4072	Standard Length Pins	Solder Pins

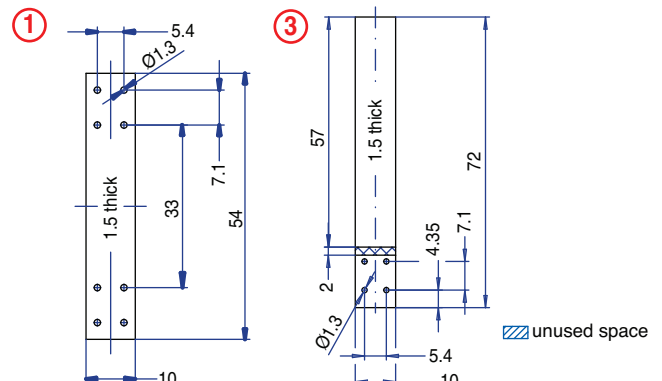
ACCESSORIES

Accessories	Part Number	Type
1 Meter DIN Rail	251120/1M	TS35x7.5/1M

ENCLOSURE DRAWING (To convert to inches divide by 25.4.)



PCB DRAWING (To convert to inches divide by 25.4.)



¹On request.

6 Terminal



TECHNICAL INFORMATION

Electrical:

16A, 300V, 22-12 AWG

Housing Material:

Glass-filled Polycarbonate

Temperature Range:

Up to 125°C (257°F)

Flammability Rating:

UL94 V-0¹

Color:

Light Gray

Terminal Type:

Box Clamp

Terminal Screw Size:

M3.5

Recommended Torque:

0.8Nm

PCB Locations:

(1) Vertical, Perpendicular

(2) Vertical, Parallel

Mounting:

35mm DIN Rail

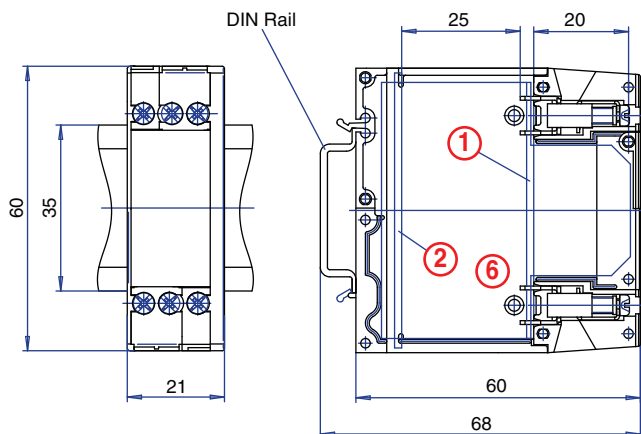
ORDERING INFORMATION

Part Number	Type	Description	PCB Connection
91.020	KO4074	Standard Length Pins	Solder Pins

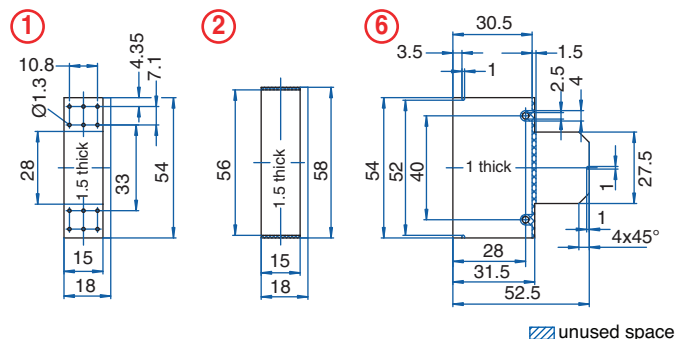
ACCESSORIES

Accessories	Part Number	Type
1 Meter DIN Rail	2511120/1M	TS35x7.5/1M

ENCLOSURE DRAWING (To convert to inches divide by 25.4.)



PCB DRAWING (To convert to inches divide by 25.4.)



8 Terminal



TECHNICAL INFORMATION

Electrical:

16A, 300V, 22-12 AWG

Housing Material:

Glass-filled Polycarbonate

Temperature Range:

Up to 125°C (257°F)

Flammability Rating:

UL94 V-0¹

Color:

Light Gray

Terminal Type:

Box Clamp

Terminal Screw Size:

M3.5

Recommended Torque:

0.8Nm

PCB Locations:

(2) Vertical, Parallel

Mounting:

35mm DIN Rail

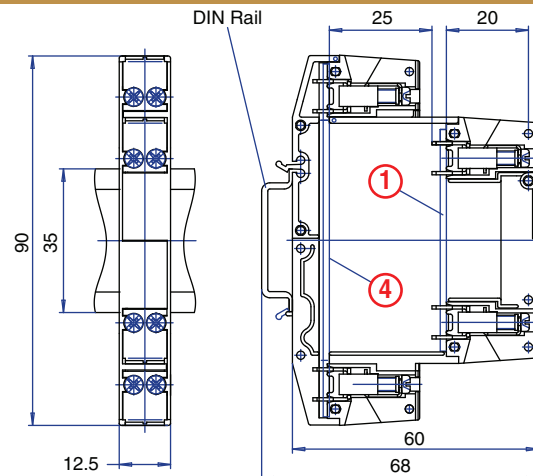
ORDERING INFORMATION

Part Number	Type	Description	PCB Connection
91.030	KO4073	Standard Length Pins	Solder Pins

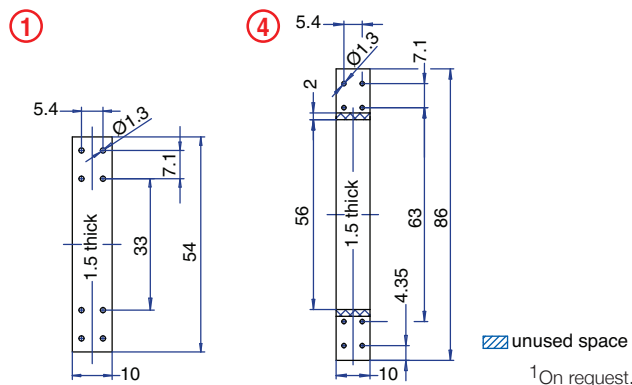
ACCESSORIES

Accessories	Part Number	Type
1 Meter DIN Rail	2511120/1M	TS35x7.5/1M

ENCLOSURE DRAWING (To convert to inches divide by 25.4.)



PCB DRAWING (To convert to inches divide by 25.4.)



¹On request.

8 Terminal



TECHNICAL INFORMATION

Electrical:

16A, 300V, 22-12 AWG

Housing Material:

Glass-filled Polycarbonate

Temperature Range:

Up to 125°C (257°F)

Flammability Rating:

UL94 V-0¹

Color:

Light Gray

Terminal Type:

Box Clamp

Terminal Screw Size:

M3.5

Recommended Torque:

0.8Nm

PCB Locations:

(2) Vertical, Perpendicular

(2) Vertical, Parallel

Mounting:

35mm DIN Rail

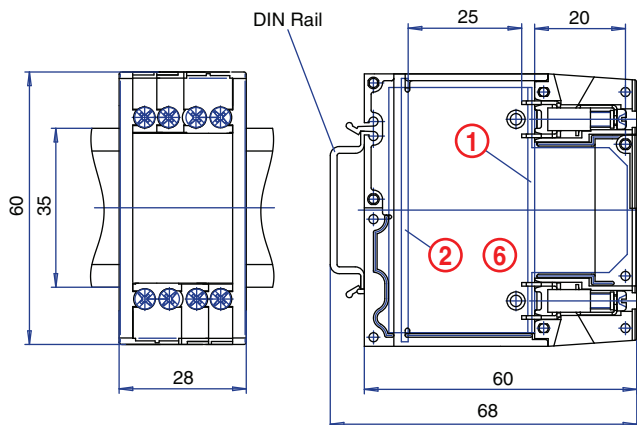
ORDERING INFORMATION

Part Number	Type	Description	PCB Connection
91.040	KO4077	Standard Length Pins	Solder Pins

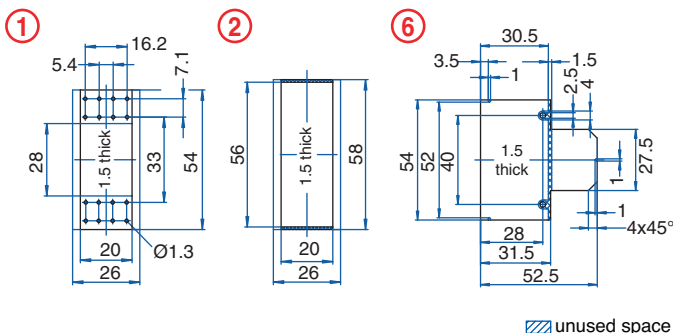
ACCESSORIES

Accessories	Part Number	Type
1 Meter DIN Rail	2511120/1M	TS35x7.5/1M

ENCLOSURE DRAWING (To convert to inches divide by 25.4.)



PCB DRAWING (To convert to inches divide by 25.4.)



9 Terminal



TECHNICAL INFORMATION

Electrical:

16A, 300V, 22-12 AWG

Housing Material:

Glass-filled Polycarbonate

Temperature Range:

Up to 125°C (257°F)

Flammability Rating:

UL94 V-0¹

Color:

Light Gray

Terminal Type:

Box Clamp

Terminal Screw Size:

M3.5

Recommended Torque:

0.8Nm

PCB Locations:

(1) Vertical, Perpendicular

(2) Vertical, Parallel

Mounting:

35mm DIN Rail

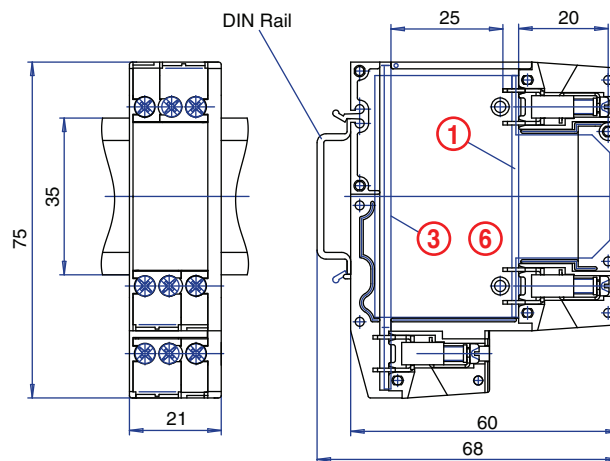
ORDERING INFORMATION

Part Number	Type	Description	PCB Connection
91.050	KO4075	Standard Length Pins	Solder Pins

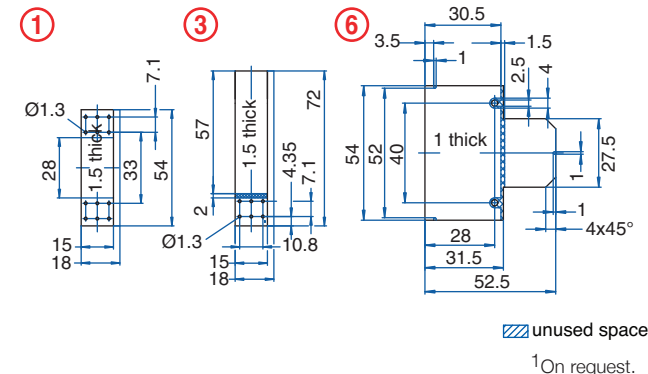
ACCESSORIES

Accessories	Part Number	Type
1 Meter DIN Rail	2511120/1M	TS35x7.5/1M

ENCLOSURE DRAWING (To convert to inches divide by 25.4.)



PCB DRAWING (To convert to inches divide by 25.4.)



16 Terminal



TECHNICAL INFORMATION

Electrical: 16A, 300V, 22-12 AWG	Terminal Type: Box Clamp
Housing Material: Glass-filled Polycarbonate	Terminal Screw Size: M3.5
Temperature Range: Up to 125°C (257°F)	Recommended Torque: 0.8Nm
Flammability Rating: UL94 V-0 ¹	PCB Locations: (2) Vertical, Perpendicular (2) Vertical, Parallel
Color: Light Gray	Mounting: 35mm DIN Rail

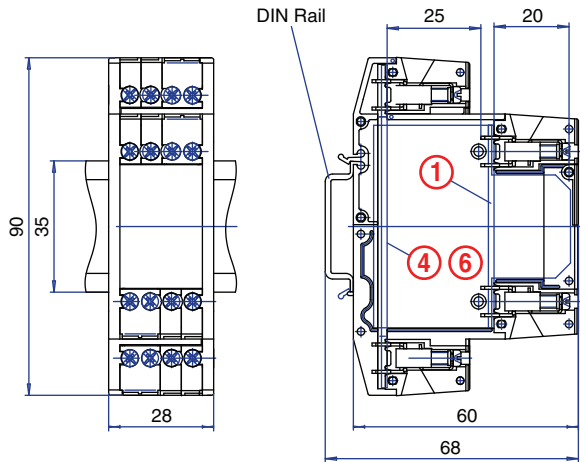
ORDERING INFORMATION

Part Number	Type	Description	PCB Connection
91.080	KO4079	Standard Length Pins	Solder Pins

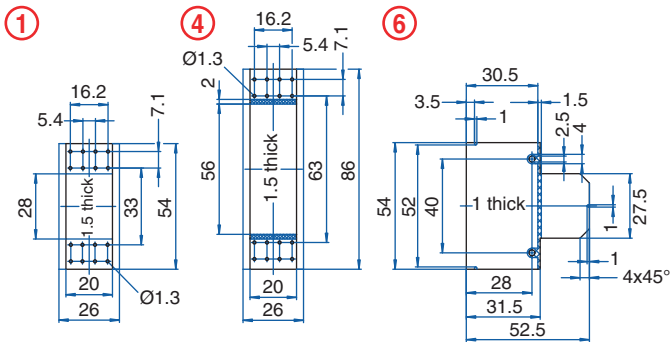
ACCESSORIES

Accessories	Part Number	Type
1 Meter DIN Rail	2511120/1M	TS35x7.5/1M

ENCLOSURE DRAWING (To convert to inches divide by 25.4.)



PCB DRAWING (To convert to inches divide by 25.4.)



unused space


¹On request.

In-Rail Bus System

The In-Rail Bus System is an extremely flexible bus system suitable for data transmission and power supply. The principle is a printed circuit board with 5 bus lines that is installed into a DIN rail. This bus system can carry 5A per trace with a voltage of up to 63V. Spring contact blocks can be installed in almost any DIN enclosure for connection to the bus system. Contact security is ensured due to the high spring force of the gold plated, double contact springs.



Features:

- Universal Bus system useable with most DIN enclosure types*
- 5 Bus lines per Bus PCB
- 5A per bus, 25A max per PCB rail
- Quick and easy mounting in the DIN rail
- Gold plated contact surfaces
- Contact block springs with double contacts
- High spring force on the contact springs
- Max temperature 70°C
- Can be used for internal busing
- Standard DIN profiles, 7.5mm and 15mm
- UL approval
- 250 mm piece components can be supplied in lengths up to 1 meter



Ordering Information

Part Number	Description
91.905/250mm	Carrier Profile for 7.5mm DIN Rail, 250 mm length
91.915/250mm	Carrier Profile for 15mm DIN Rail, 250 mm length
91.925/250mm	BUS PCB, 250 mm length
91.935/250mm	Carrier-rail Cover, 250 mm length
91.945	Safety Cap – Right
91.946	Safety Cap – Left
91.955	Spring Contact Block
2511120/1M	TS35x7.5mm DIN Rail, slotted, 1 meter length
CA701-15/S	TS35x15mm DIN Rail, slotted, 1 meter length



* Hole must be milled in enclosure base to accept spring contact block.

Part No.Page	Part No.Page	Part No.....PagePart	No.Page
90.90086	90.1629	90.80333-39	91.33068
90.90386	90.17010	90.80433-39	91.34070
90.90586	90.17110	90.80733-39	91.34571
90.91086	90.17210	90.80834-37	91.36070
90.91386	90.18011	90.81033	91.36571
90.91586	90.18111	90.810.133	91.38072
90.92087	90.18211	90.810.233	91.40072
90.92387	90.1905-11	90.810.333	91.42057
90.92587	90.1915-11	90.810.433	91.44057
90.93087	90.1925-11	90.810.533	91.44358
90.93387	90.20115	90.81532	91.50151
90.93587	90.201.115	90.82035	91.50251
90.94088	90.201.215	90.820.135	91.50352
90.94388	90.20215	90.820.234-35	91.52055
90.94588	90.202.115	90.820.334-35	91.54055
90.95088	90.202.215	90.820.434-35	91.54356
90.95388	90.21516	90.820.534-35	91.56061
90.95588	90.23016	90.82534	91.57066
90.96089	90.29017	90.825.134	91.58061
90.96389	90.29117	90.83036,38	91.58362
90.96589	90.29217	90.830.138	91.59066
90.97089	90.30017	90.830.238	91.60073
90.97389	90.30117	90.830.338	91.61073
90.97589	90.30217	90.830.438	91.71053
91.94596	90.32018	90.830.538	91.72053
91.94696	90.32118	90.830.636	91.73059
91.95596	90.32218	90.84039	91.74059
90.00142	90.35018	90.840.139	91.75067
90.001.142	90.35118	90.840.239	91.76067
90.001.242	90.35218	90.840.339	91.80075
90.01042	90.38019	90.840.439	91.80175
90.010.143	90.38119	90.840.539	91.801.175-84
90.02043	90.38219	90.84537	91.80276
90.020.143	90.41020	90.845.637	91.80376
90.020.243	90.41120	91.00191	91.81077
90.03043	90.41220	91.01091	91.81177
90.04044	90.44021	91.02092	91.81278
90.040.144	90.44121	91.03092	91.81378
90.05044	90.44221	91.04093	91.82079
90.050.144-45	90.47022	91.05093	91.82179
90.050.545	90.47122	91.06094	91.82280
90.06045	90.47222	91.07094	91.83080
90.07046	90.50023	91.08095	91.83181
90.08046	90.50123	91.20150	91.83281
90.080.146-47	90.50223	91.201.150-72	91.84082
90.09047	90.53024	91.20250	91.84182
90.10047	90.53124	91.20352	91.84283
90.100.147	90.53224	91.22054	91.85083
90.1205	90.56025	91.23063	91.85184
90.1215	90.59026	91.23564	91.85284
90.1225	90.59126	91.24054	91.905/250mm96
90.1306	90.59226	91.24356	91.915/250mm96
90.1316	90.62027	91.25063	91.925/250mm96
90.1326	90.62127	91.25564	91.935/250mm96
90.1407	90.62227	91.26060	93.001.215,18-39
90.1417	90.68028	91.27065	93.001.550-73
90.1427	90.68128	91.28060	2511120/1M5-95
90.1508	90.68228	91.28362	CA701-15/S96
90.1518	90.71029	91.29065	
90.1528	90.74030	91.30069	
90.1609	90.77031	91.31068	
90.1619	90.80033-39	91.32069	