


PCB Plug-In Header

3.81 mm Pin Spacing

- Vertical Header - Double Row
- 11A Current Rating
- Screw Flange



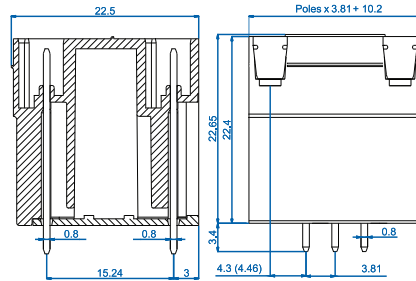
PDVxx-3,81-V-K

| Electrical Ratings | | | UL US E178356 | IEC | VDE |
|--------------------|-----------------|---|------------------|------|-----|
| Usergroup | B | C | D | - | - |
| Rated Voltage | 300V | - | 300V | 160V | - |
| Rated Current | 11A | - | 11A | 8A | - |
| Wire Size | <i>solid</i> | - | - | - | - |
| | <i>stranded</i> | - | - | - | - |

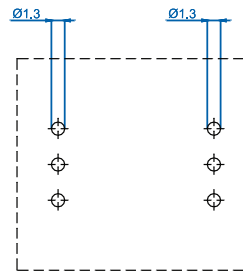
Ordering Information (3.81 mm Spacing)

| No. Poles | Order # | Length (mm) | Std. Pack |
|-----------|----------------|-------------|-----------|
| 2 | PDV02-3,81-V-K | 17.8 | 100 |
| 3 | PDV03-3,81-V-K | 21.6 | 100 |
| 4 | PDV04-3,81-V-K | 25.4 | 50 |
| 5 | PDV05-3,81-V-K | 29.3 | 50 |
| 6 | PDV06-3,81-V-K | 33.1 | 50 |
| 7 | PDV07-3,81-V-K | 36.9 | 50 |
| 8 | PDV08-3,81-V-K | 40.7 | 50 |
| 9 | PDV09-3,81-V-K | 44.5 | 50 |
| 10 | PDV10-3,81-V-K | 48.3 | 50 |
| 11 | PDV11-3,81-V-K | 52.1 | 50 |
| 12 | PDV12-3,81-V-K | 55.9 | 50 |
| 13 | PDV13-3,81-V-K | 59.7 | 20 |
| 14 | PDV14-3,81-V-K | 63.5 | 20 |
| 15 | PDV15-3,81-V-K | 67.4 | 20 |
| 16 | PDV16-3,81-V-K | 71.2 | 20 |
| 17 | PDV17-3,81-V-K | 75.0 | 20 |
| 18 | PDV18-3,81-V-K | 78.8 | 20 |
| 19 | PDV19-3,81-V-K | 82.6 | 20 |
| 20 | PDV20-3,81-V-K | 86.4 | 20 |
| 21 | PDV21-3,81-V-K | 90.2 | 20 |
| 22 | PDV22-3,81-V-K | 94.0 | 20 |
| 23 | PDV23-3,81-V-K | 97.8 | 20 |
| 24 | PDV24-3,81-V-K | 101.6 | 20 |

Dimensions (mm)



Drilling Diagram



| Material Specifications | |
|-------------------------|-------------------------|
| Solder Tab | Tin-Plated Copper Alloy |
| Insulating Material | Polyamide |
| Flammability Class | V0 UL94 |
| Operating Temperature | -30°C - +105°C |

| Installation Data | |
|-------------------|--------|
| PCB Hole Size | 1.3 mm |
| Flange Thread | M2.5 |

| Mating Plugs | | |
|--------------|--------------|--------------|
| SHxx-3,81-K | SVFxx-3,81-K | SVPxx-3,81-K |