



MULTIPLE CONNECTION TERMINAL BLOCKS

CP SERIES

PUSH-IN TECHNOLOGY



3 Connection Feed-Through
2 Jumper Channels



4 Connection Feed-Through
2 Jumper Channels



3 Connection Feed-Through
2 Jumper Channels



4 Connection Feed-Through
2 Jumper Channels

Dimensions & Weight

Width / Length	CP1.5/3	CP1.5/4	CP2.5/3	CP2.5/4
Width / Length	3.5 mm / 54.5 mm	3.5 mm / 63.5 mm	5 mm / 62.5 mm	5 mm / 73 mm
Height w DIN Rail	35 x 7.5 mm 35 x 15 mm	32.8 mm 40.3 mm	38.3 mm 45.8 mm	38.3 mm 45.8 mm
Weight per piece	4.2 g	4.8 g	6.8 g	8.6 g

Technical Data/Ratings

Approvals	CP1.5/3		CP1.5/4		CP2.5/3		CP2.5/4	
CE, Ex, IEC, UL, Lloyd's Register, TUV, E220514, C US, IEC 60947-7-1	E220514, C US, IEC 60947-7-1		E220514, C US, IEC 60947-7-1		E220514, C US, IEC 60947-7-1		E220514, C US, IEC 60947-7-1	
Wire Size (solid / stranded)	24-14 AWG	0.2-1.5 mm ²	24-14 AWG	0.2-1.5 mm ²	24-12 AWG	0.2-2.5 mm ²	24-12 AWG	0.2-2.5 mm ²
Voltage Rating	600 V	800V AC/DC	600 V	800V AC/DC	600 V	1000V AC/DC	600 V	1000V AC/DC
Current Rating	15 A	15 A	15 A	15 A	20 A	24 A	20 A	24 A
Insulation Material	Polyamide 66		Polyamide 66		Polyamide 66		Polyamide 66	

Installation Instructions


Wire Stripping Length	CP1.5/3	CP1.5/4	CP2.5/3	CP2.5/4
Wire Stripping Length	8 mm	8 mm	10 mm	10 mm
Screwdriver	SCM0.4/2.5 (0.4 x 2.5 mm blade)	SCM0.4/2.5 (0.4 x 2.5 mm blade)	SCM0.5/3.0 (0.5 x 3.0 mm blade)	SCM0.5/3.0 (0.5 x 3.0 mm blade)

Terminal Blocks	Cat. No.	Std. Pk.	Cat. No.	Std. Pk.	Cat. No.	Std. Pk.	Cat. No.	Std. Pk.
Grey (standard)	CP1.5/3	100	CP1.5/4	100	CP2.5/3	100	CP2.5/4	100
Red R	CP1.5/3/R	100	CP1.5/4/R	100	CP2.5/3/R	100	CP2.5/4/R	100
Blue BU	CP1.5/3/BU	100	CP1.5/4/BU	100	CP2.5/3/BU	100	CP2.5/4/BU	100
Black BL	CP1.5/3/BL	100	CP1.5/4/BL	100	CP2.5/3/BL	100	CP2.5/4/BL	100
Orange O	CP1.5/3/O	100	CP1.5/4/O	100	CP2.5/3/O	100	CP2.5/4/O	100
Green G	CP1.5/3/G	100	CP1.5/4/G	100	CP2.5/3/G	100	CP2.5/4/G	100
Yellow Y	CP1.5/3/Y	100	CP1.5/4/Y	100	CP2.5/3/Y	100	CP2.5/4/Y	100
White W	CP1.5/3/W	100	CP1.5/4/W	100	CP2.5/3/W	100	CP2.5/4/W	100
Ground/ Earth								
Yellow / Green	CPG1.5/3	100	CPG1.5/4	100	CPG2.5/3	100	CPG2.5/4	100

Jumpers	Cat. No.	I _{max}	Std. Pk.	Cat. No.	I _{max}	Std. Pk.	Cat. No.	I _{max}	Std. Pk.	Cat. No.	I _{max}	Std. Pk.	
Pluggable Jumpers	2 pole	JX1.5/2	16A	100	JX1.5/2	16A	100	JX2.5/2	24A	100	JX2.5/2	24A	100
	3 pole	JX1.5/3	16A	50	JX1.5/3	16A	50	JX2.5/3	24A	50	JX2.5/3	24A	50
	4 pole	JX1.5/4	16A	50	JX1.5/4	16A	50	JX2.5/4	24A	50	JX2.5/4	24A	50
	5 pole	—	—	—	—	—	—	JX2.5/5	24A	50	JX2.5/5	24A	50
	6 pole	—	—	—	—	—	—	JX2.5/6	24A	10	JX2.5/6	24A	10
	7 pole	—	—	—	—	—	—	JX2.5/7	24A	10	JX2.5/7	24A	10
	8 pole	—	—	—	—	—	—	JX2.5/8	24A	10	JX2.5/8	24A	10
	10 pole	JX1.5/10	16A	10	JX1.5/10	16A	10	JX2.5/10	24A	10	JX2.5/10	24A	10
16 pole	—	—	—	—	—	—	—	—	—	—	—	—	
Step Down Jumpers	—	—	—	—	—	—	JXS4/2.5	32A	50	JXS4/2.5	32A	50	
—	—	—	—	—	—	—	JXS6/2.5	41A	50	JXS6/2.5	41A	50	
—	—	—	—	—	—	—	—	—	—	—	—	—	


Accessories	Cat. No.	Std. Pk.	Cat. No.	Std. Pk.	Cat. No.	Std. Pk.	Cat. No.	Std. Pk.
End Plate	EPCP1.5/3	50	EPCP1.5/4	50	EPCX2.5/3	50	EPCX2.5/4	50
Partition Plate	PPCX4/3	50	PPCX4/4	50	PPCX4/3	50	PPCX4/4	50
DIN Rail	2511120 CA701-15/S	20 20	2511120 CA701-15/S	20 20	2511120 CA701-15/S	20 20	2511120 CA701-15/S	20 20
End Stop	CA103 / CA104	50	CA103 / CA104	50	CA103 / CA104	50	CA103 / CA104	50
Test Plug	—	—	—	—	TX2.5	20	TX2.5	20
Marking Tag	MS3.5	1 Pk. (100 tags)	MS3.5	1 Pk. (100 tags)	MT5	1 Pk. (100 tags)	MT5	1 Pk. (100 tags)

CP4/3



3 Connection Feed-Through
2 Jumper Channels

CP4/4



4 Connection Feed-Through
2 Jumper Channels

CP6/10/3



3 Connection Feed-Through
2 Jumper Channels

Dimensions & Weight

Width / Length	6 mm / 70.5 mm	6 mm / 86.2 mm	8 mm / 82.9 mm	
Height w DIN Rail	35 x 7.5 mm 35 x 15 mm	38.3 mm 45.8 mm	38.3 mm 45.8 mm	43.0 mm 50.6 mm
Weight per piece	10.8 g	13.0 g	22.6 g	

Technical Data/Ratings

Wire Size (solid / stranded)	24-10 AWG	0.2-4.0 mm ²	24-10 AWG	0.2-4.0 mm ²	20-8 AWG	0.5-10.0 mm ²
Voltage Rating	600 V	1000V AC/DC	600 V	1000V AC/DC	600 V	1000V AC/DC
Current Rating	30 A	32 A	30 A	32 A	44 A	57 A
Insulation Material	Polyamide 66		Polyamide 66		Polyamide 66	

Installation Instructions

Wire Stripping Length	11 mm	11 mm	12 mm
Screwdriver	SCM0.5/3.0 (0.5 x 3.0 mm blade)	SCM0.5/3.0 (0.5 x 3.0 mm blade)	SCM0.8/4.0 (0.8 x 4.0 mm blade)

Terminal Blocks	Cat. No.	Std. Pk.	Cat. No.	Std. Pk.	Cat. No.	Std. Pk.
Grey (standard)	CP4/3	50	CP4/4	50	CP6/10/3	50
Red R	CP4/3/R	50	CP4/4/R	50	CP6/10/3/R	50
Blue BU	CP4/3/BU	50	CP4/4/BU	50	CP6/10/3/BU	50
Black BL	CP4/3/BL	50	CP4/4/BL	50	CP6/10/3/BL	50
Orange O	CP4/3/O	50	CP4/4/O	50	CP6/10/3/O	50
Green G	CP4/3/G	50	CP4/4/G	50	CP6/10/3/G	50
Yellow Y	CP4/3/Y	50	CP4/4/Y	50	CP6/10/3/Y	50
White W	CP4/3/W	50	CP4/4/W	50	CP6/10/3/W	50
Ground/ Earth						
Yellow / Green	CPG4/3	50	CPG4/4	50	CPG6/10/3	50

Jumpers	Cat. No.	I _{max}	Std. Pk.	Cat. No.	I _{max}	Std. Pk.	Cat. No.	I _{max}	Std. Pk.	
Shorting Link/	2 pole	JX4/2	32A	100	JX4/2	32A	100	JX6/2	41A	100
Jumpers	3 pole	JX4/3	32A	50	JX4/3	32A	50	JX6/3	41A	50
	4 pole	JX4/4	32A	50	JX4/4	32A	50	JX6/4	41A	50
	5 pole	-	-	-	-	-	-	-	-	-
	6 pole	-	-	-	-	-	-	-	-	-
	7 pole	-	-	-	-	-	-	-	-	-
	8 pole	JX4/8	32A	10	JX4/8	32A	10	-	-	-
	10 pole	JX4/10	32A	10	JX4/10	32A	10	JX6/10	41A	10
	16 pole	JX4/16	32A	10	JX4/16	32A	10	-	-	-
Step Down	4-2.5 mm ²	JXS4/2.5	32A	50	JXS4/2.5	32A	50	-	-	-
Jumpers	6-2.5 mm ²	-	-	-	-	-	-	JXS6/2.5	41A	50
	6-4 mm ²	JXS6/4	41A	50	JXS6/4	41A	50	JXS6/4	41A	50

Accessories	Cat. No.	Std. Pk.	Cat. No.	Std. Pk.	Cat. No.	Std. Pk.
End Plate	EPCX4/3	50	EPCX4/4	50	EPCX6/3	50
Partition Plate	PPCX4/3	50	PPCX4/4	50	-	-
DIN Rail	2511120 CA701-15/S	20 20	2511120 CA701-15/S	20 20	2511120 CA701-15/S	20 20
End Stop	CA103 / CA104	50	CA103 / CA104	50	CA103 / CA104	50
Test Plug	-	-	-	-	-	-
Marking Tag	MT6	1 Pk. (100 tags)	MT6	1 Pk. (100 tags)	MT8	1 Pk. (100 tags)