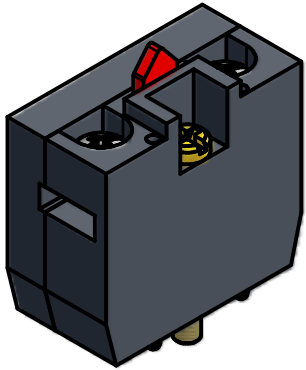
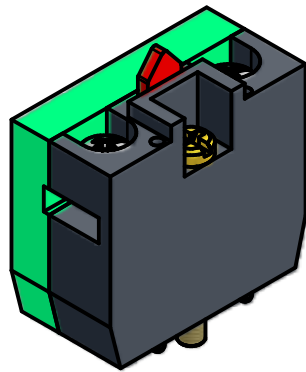


REVISION FOR DWG # 1PB-S5-8

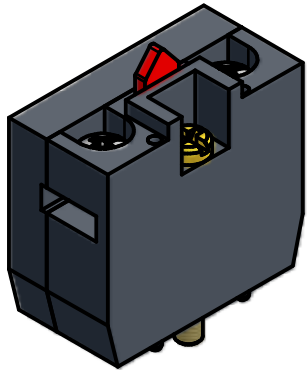
REV	CH.NO.	DESCRIPTION	DATE	REVISED BY
-	-	ORIGINAL DESIGN	11/15/2007	PHILIPP E.



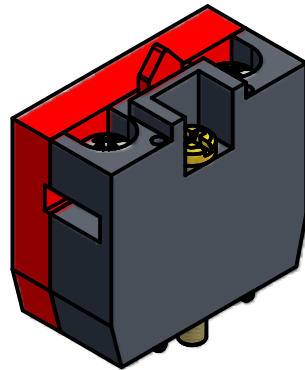
S5
Normally Open Silver



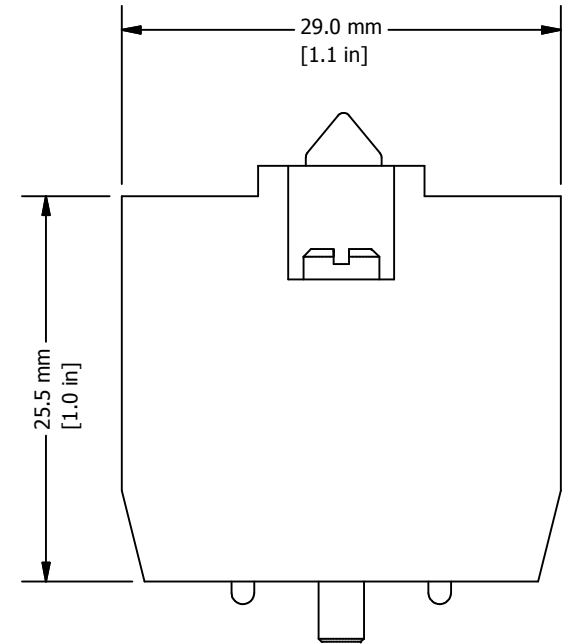
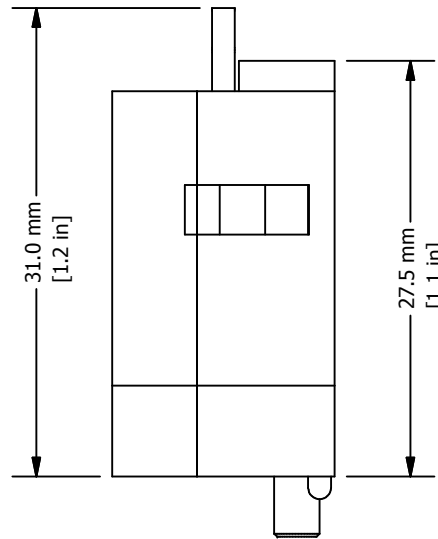
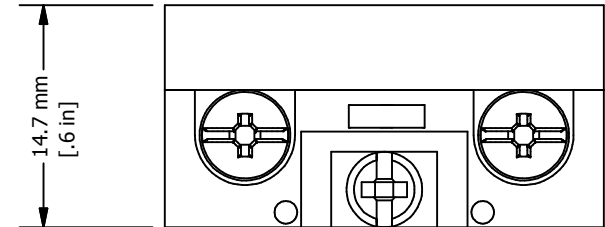
S7
Normally Open Gold plated



S6
Normally Closed Silver



S8
Normally Closed Gold plated



UNLESS OTHERWISE SPECIFIED:
 • ALL DIMENSIONS ARE IN MILLIMETERS
 • THIRD ANGLE PROJECTION



This Drawing is the property of

Altech Corp.

35 Royal Road
 Flemington, NJ 08822-6000
 (908) 806-9400
 Fax (908) 806-9490

AND IS A CONFIDENTIAL DISCLOSURE
 WITHOUT THE BORROWER'S AGREEMENT THAT IT SHALL NOT BE REPRODUCED, COPIED, LENT OR DISPOSED OF DIRECTLY OR INDIRECTLY NOR USED FOR ANY PURPOSE OTHER THAN THAT FOR WHICH IT IS SPECIFICALLY FURNISHED.

TITEL **22 mm Push button Switch Contacts Base Mount Types S5, S6, S7, S8**

DRAWN BY: Philipp Ernstberger	11/15/2007	DRAWING NO.:	REV.:
CHECKED BY: Laszlo Gyorgypal	11/15/2007	1PB-S5-8	-
RELEASED BY: Laszlo Gyorgypal	11/15/2007	SCALE: -	SHEET: 1 OF: 1

TOLERANCE	
XX	= ±1 mm
XX.X	= ±0.5 mm
XX.XX	= ±0.2 mm
ALL	= - mm

M
E
T
R
I
C