




















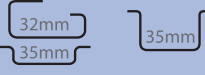
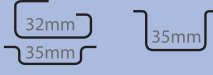
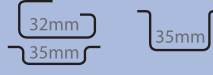



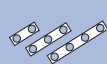




The CHV series Terminal Blocks have been specially designed for high voltage use, such as in solar applications.

A specially designed flexible foot enables easy mounting and dismounting from the mounting rail with the help of a screw driver. These Terminal Blocks have marker holding recesses to accept marking tags for circuit identification. Cross connection can be achieved with the aid of shorting links / sleeves & screws.

	CHV4U			CHV6U			CHV10U		
									
									
Terminal Width	6 mm			8 mm			10 mm		
Height x Length	70.8 x 52 mm			70.8 x 52 mm			70.8 x 52 mm		
Stripping Length	12 mm			14 mm			14 mm		
Insulation Material	Polyamide 6.6			Polyamide 6.6			Polyamide 6.6		
Approvals	 			 			  		
Wire Range	22-10 AWG	0.2-4 sq.mm	22-10 AWG	22-8 AWG	0.2-6 sq.mm	22-8 AWG	20-6 AWG	0.2-10 sq.mm	22-6 AWG
Voltage Rating	1000 V	1000 V	1000 V	1000 V	1000 V	1000 V	1000 V	1000 V	1000 V
Current Rating	35 A	32 A	35 A	50 A	41 A	50 A	65 A	57 A	65 A
Torque	7 lb-in	0.5 Nm	7 lb-in	14 lb-in	0.8 Nm	14 lb-in	14 lb-in	1.2 Nm	14 lb-in
Other Approvals	 			 			 		

		Cat. No.	Std. Pk.	Cat. No.	Std. Pk.	Cat. No.	Std. Pk.
<b>Terminal Block</b>		<b>CHV4U</b>	100	<b>CHV6U</b>	100	<b>CHV10U</b>	100
End Plate		EPUSC	50	EPUSC	50	EPUSC	50
Separator Plate		SP2.5/4UN	50	SP2.5/4UN	50	SP2.5/4UN	50
DIN Rail for ordering information refer to pages 90-91							
End Stop for ordering info. refer to page 92		CA702 CA802	50 50	CA702 CA802	50 50	CA702 CA802	50 50
Internal Jumper		2 pole CA623/2 3 pole CA623/3 4 pole CA623/4 10 pole CA623/10	100 100 100 10	2 pole CA624/2 3 pole CA624/3 4 pole CA624/4 10 pole CA624/10	100 100 100 10	2 pole CA625/2 3 pole CA625/3 4 pole CA625/4 10 pole CA625/10	100 100 100 10
Insulated Internal Jumper		2 pole CA643/2 3 pole CA643/3 4 pole CA643/4 10 pole CA643/10	100 100 100 10	2 pole CA644/2 3 pole CA644/3 4 pole CA644/4 10 pole CA644/10	100 100 100 10	2 pole CA645/2 3 pole CA645/3 4 pole CA645/4 10 pole CA645/10	100 100 100 10
Current Bars		2 pole CA703/1 3 pole CA704/1 4 pole CA705/1 10 pole CA732/10	100 100 100 100	2 pole CA703/2 3 pole CA704/2 4 pole CA705/2 10 pole CA733/10	100 100 100 100	2 pole CA703/3 3 pole CA704/3 4 pole CA705/3 10 pole CA734/10	100 100 100 100
Short Sleeve & Screw		CA608/S/Q	100	CA609/S/Q	100	CA610/S/Q	100
Marking Tags		MT6	100	MT8	100	MT10	100