

Plotter Pen Handling and Care

Handling and care of the EK-Team plotter pens for the universal EK-Team marking system.

For the state of the art universal marking system by EK-team, the manufacture is supplying a fast drying and etching ink that is required for marking plastic material within the control and automation industry. Due to these special properties of the ink, these plotter pens require much more care than a regular marking pen. Therefore EK-Team designed some helpful tools to keep your EK-team plotter pen in tip top shape.

1 Recovery and Storage Stand

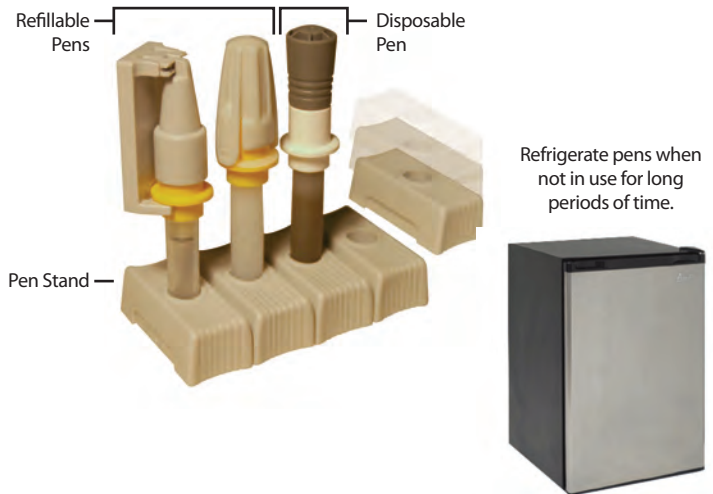
This stand is designed to keep the plotter pen in an upright position, when not used with the marking system.

The upright position allows the plotter pen to recover and to be properly stored. It is recommended to store plotter pens that will be idle for a few hours in a dry and cool location, preferably in the refrigerator.

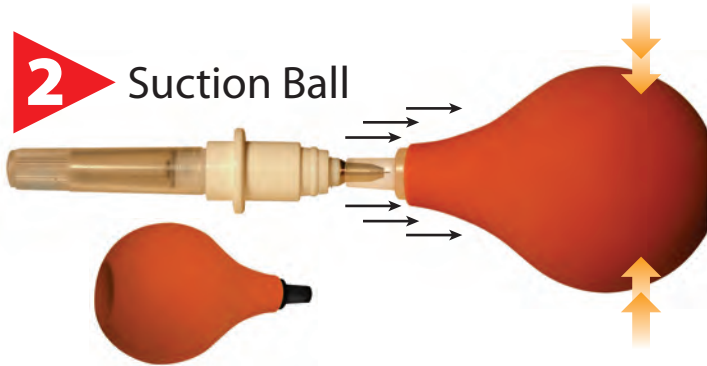
The recovery and storage stand accommodates easy storage and handling.

Call Altech for your free recovery and storage stand.

Cat. No. 35000100



2 Suction Ball



The "suction ball" is a helpful tool to bring a slightly clogged disposable or refillable plotter pen back to life.

The suction can unclog a slightly clogged plotter pen from the vacuum created within the "ball".

This additional tool can be very helpful in addition to the already available cleaning kit (Cat. No. 35100010) for the refillable plotter pens.

5 replacement tips are included with each suction ball.

Cat. No. 35100013

3 Pen Cleaning

CLEANING UNIT

It is an easy-to-use cleaning unit developed specially for refillable pens. The cleaning unit enables the pens to be rinsed thoroughly while preventing skin contact with cleaning fluid or ink. The cleaning unit can be used for up to ten cleaning cycles. The necessary precautions must be taken when disposing of cleaning fluid, the cleaning unit can be reused.

PEN CLEANER

This cleaning solution comes in easy to handle cartridges and is used in conjunction with the cleaning unit. A standard pack consists of two pen cleaner cartridges. Cleaning can be performed on standard refillable pens only.

Cleaning Set Cat. No. 35100010



Altech Corp.®

altechcorp.com • 908.806.9400

An ISO 9001 company serving the automation and control industry since 1984.

Plotter Pen Handling and Care


4

Pen Station Care Labels

EK-team designed new labels to show in a graphical way how to keep the plotter pen station well maintained.

This label can be applied directly on to the plotter so the operator always gets a reminder about the care of the plotter pen station. Ask Altech about your free instruction label or request the service kit.

Service Kit Cat. No. 34090003



5

Service Kit



EK-Team provides a service kit for the plotter units VP500. The service kit includes 4 plotter pen station inserts, 1 wrench, 10 single primer plates, instruction label for care of plotter pen station as well as 1 recovery / storage stand for a plotter pen.

The most common problem that is reported, is that the plotter pen tips over in the pen station when picked up by the pen carrier. This problem occurs when the pen station is not well maintained. Remaining dried ink will cause the plotter pen to stick to the pen station, instead of being released during the pick up from the pen carrier. Therefore the service kit contains 4 new pen station inserts that can be easily exchanged with the included wrench.

The included 10 redesigned primer plates will ensure a much faster and more effective way to prime the plotter pens. Therefore the new primer plates now have a bigger and much rougher surface.

The pen station care label as well as the pen recovery and storage stand are included for your convenience.

Service Kit Cat. No. 34090003