

PCB Plug-In Header




3.50 mm Pin Spacing

- Horizontal Header - Double Row
- 11A Current Rating
- Open Ends
- Modular



PDVxx-3,50-H-M

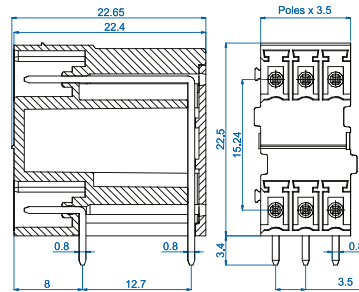
Electrical Ratings

					 	
Usergroup		B	C	D	-	
Rated Voltage		300V	-	300V	160V	
Rated Current		11A	-	11A	8A	
Wire Size		-		-		
<i>solid</i>		-	-	-	-	
<i>stranded</i>		-	-	-	-	

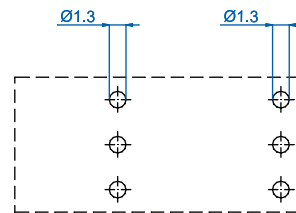
Ordering Information (3.50 mm Spacing)

No. Poles	Order #	Length (mm)	Std. Pack
2	PDV02-3,50-H-M	7.0	100
3	PDV03-3,50-H-M	10.5	100
4	PDV04-3,50-H-M	14.0	50
5	PDV05-3,50-H-M	17.5	50
6	PDV06-3,50-H-M	21.0	50
7	PDV07-3,50-H-M	24.5	50
8	PDV08-3,50-H-M	28.0	50
9	PDV09-3,50-H-M	31.5	50
10	PDV10-3,50-H-M	35.0	50
11	PDV11-3,50-H-M	38.5	50
12	PDV12-3,50-H-M	42.0	50
13	PDV13-3,50-H-M	45.5	20
14	PDV14-3,50-H-M	49.0	20
15	PDV15-3,50-H-M	52.5	20
16	PDV16-3,50-H-M	56.0	20
17	PDV17-3,50-H-M	59.5	20
18	PDV18-3,50-H-M	63.0	20
19	PDV19-3,50-H-M	66.5	20
20	PDV20-3,50-H-M	70.0	20
21	PDV21-3,50-H-M	73.5	20
22	PDV22-3,50-H-M	77.0	20
23	PDV23-3,50-H-M	81.5	20
24	PDV24-3,50-H-M	84.0	20

Dimensions (mm)



Drilling Diagram



Material Specifications

Solder Tab	Tin-Plated Copper Alloy
Insulating Material	Polyamide
Flammability Class	V0 UL94
Operating Temperature	-30°C - +105°C

Installation Data

PCB Hole Size	1.3 mm
---------------	--------

Mating Plugs

SHxx-3,50	SVFxx-3,50	SVPxx-3,50
-----------	------------	------------