


## PCB Terminal Block

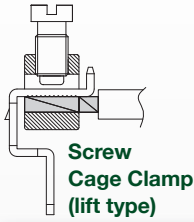
7.50 mm Pin Spacing

- Board Mount PCB
- 17.5A Current Rating
- Height 8.9mm
- Modular / Stackable, no dovetail version



# MVS17xx-7,5-H

## Top Wire Entry



### Electrical Ratings

	UL US E178356		IEC		VDE N.40019705	
	B	C	D			
Usergroup						
Rated Voltage	300V	-	300V			750V
Rated Current	17.5A	-	17.5A			17.5A
Wire Size	<i>solid</i>	30-16 AWG	-	30-16 AWG		0.25mm <sup>2</sup> - 2.5mm <sup>2</sup>
	<i>stranded</i>	30-16 AWG	-	30-16 AWG		0.25mm <sup>2</sup> - 1.5mm <sup>2</sup>

### Ordering Information

No. Poles	Length (mm)	Std. Pack	Order # - Modular	Order # - No Dovetails
2	15.0	200	MVS172-7,5-H	MVS172-7,5-H-L
3	22.5	200	MVS173-7,5-H	MVS173-7,5-H-L
4	30.0	100	MVS174-7,5-H	MVS174-7,5-H-L
5	37.5	100	MVS175-7,5-H	MVS175-7,5-H-L
6	45.0	100	MVS176-7,5-H	MVS176-7,5-H-L
7	52.5	100	MVS177-7,5-H	MVS177-7,5-H-L
8	60.0	100	MVS178-7,5-H	MVS178-7,5-H-L
9	67.5	100	MVS179-7,5-H	MVS179-7,5-H-L
10	75.0	100	MVS1710-7,5-H	MVS1710-7,5-H-L
11	82.5	100	MVS1711-7,5-H	MVS1711-7,5-H-L
12	90.0	100	MVS1712-7,5-H	MVS1712-7,5-H-L

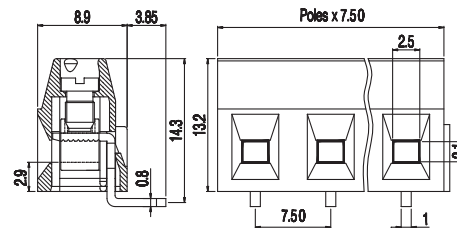
### Material Specifications

Clamp	Tin-Plated Copper
Solder tab	Tin-Plated Copper
Screw	Galvanized Steel
Insulating Material	Polyamide
Flammability Class	V0 UL94
Operating Temperature	-30°C - +105°C

### Installation Data

Screw Size	M3
Torque	0.5 Nm (4.5 lb.in.)
Stripping Length	max. 7mm
Clamp Opening	2.5 x 2.1mm
PCB Hole Size	1.5mm

### Dimensions (mm)



### Drilling Diagram

