


# PCB Terminal Block

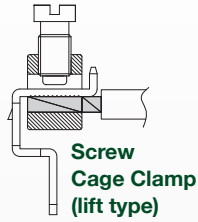
3.81 mm Pin Spacing

- Board Mount PCB
- 12A Current Rating
- Height 8.2mm
- Modular / stackable, no dovetail version



# MVS13xx-3,81-H

Top Wire Entry



## Electrical Ratings

Usergroup	B	C	D	-
Rated Voltage	300V	-	300V	130V
Rated Current	12A	-	12A	17.5A
Wire Size	<i>solid</i> 30-16 AWG <i>stranded</i> 30-16 AWG	-	30-16 AWG	0.25mm <sup>2</sup> - 1.5mm <sup>2</sup> 0.25mm <sup>2</sup> - 1.5mm <sup>2</sup>



## Ordering Information

No. Poles	Length (mm)	Std. Pack	Order # - Modular	Order # - No Dovetails
2	7.62	200	MVS132-3,81-H	MVS132-3,81-H-L
3	11.43	200	MVS133-3,81-H	MVS133-3,81-H-L
4	15.24	200	MVS134-3,81-H	MVS134-3,81-H-L
5	19.05	200	MVS135-3,81-H	MVS135-3,81-H-L
6	22.86	200	MVS136-3,81-H	MVS136-3,81-H-L
7	26.67	100	MVS137-3,81-H	MVS137-3,81-H-L
8	30.48	100	MVS138-3,81-H	MVS138-3,81-H-L
9	34.29	100	MVS139-3,81-H	MVS139-3,81-H-L
10	38.10	100	MVS1310-3,81-H	MVS1310-3,81-H-L
11	41.91	100	MVS1311-3,81-H	MVS1311-3,81-H-L
12	45.72	100	MVS1312-3,81-H	MVS1312-3,81-H-L
13	49.53	100	MVS1313-3,81-H	MVS1313-3,81-H-L
14	53.34	100	MVS1314-3,81-H	MVS1314-3,81-H-L
15	57.15	100	MVS1315-3,81-H	MVS1315-3,81-H-L
16	60.96	100	MVS1316-3,81-H	MVS1316-3,81-H-L
17	64.77	100	MVS1317-3,81-H	MVS1317-3,81-H-L
18	68.58	100	MVS1318-3,81-H	MVS1318-3,81-H-L
19	72.39	100	MVS1319-3,81-H	MVS1319-3,81-H-L
20	76.20	100	MVS1320-3,81-H	MVS1320-3,81-H-L
21	80.01	100	MVS1321-3,81-H	MVS1321-3,81-H-L
22	83.82	100	MVS1322-3,81-H	MVS1322-3,81-H-L
23	87.63	100	MVS1323-3,81-H	MVS1323-3,81-H-L
24	91.44	100	MVS1324-3,81-H	MVS1324-3,81-H-L

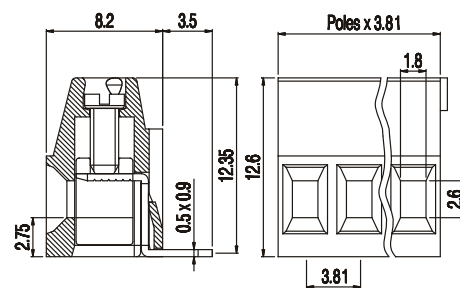
## Material Specifications

Clamp	Nickel-Copper
Solder tab	Tin-Plated Copper
Screw	Galvanized Steel
Insulating Material	Polyamide
Flammability Class	V0 UL94
Operating Temperature	-30°C - +105°C

## Installation Data

Screw Size	M2
Torque	0.2Nm (1.8 lb.in.)
Stripping Length	max. 6mm
Clamp Opening	1.8 x 2.6mm
PCB Hole Size	1.3mm

## Dimensions (mm)



## Drilling Diagram

