



**PCB Terminal Block**

7.50 mm Pin Spacing

- Board Mount PCB
- 16A Current Rating
- Height 8.9mm
- Modular

**MVE27xx-7,5-H**

Top Wire Entry

**Electrical Ratings**

	UL US E178356		IEC		VDE N.40019705	
	B	C	D			
Usergroup	B	C	D			-
Rated Voltage	300V	-	300V			750V
Rated Current	16A	-	16A			16A
Wire Size	<i>solid</i>	30-14 AWG	-	30-14 AWG		0.25mm <sup>2</sup> - 4.0mm <sup>2</sup>
	<i>stranded</i>	30-14 AWG	-	30-14 AWG		0.25mm <sup>2</sup> - 2.5mm <sup>2</sup>

**Ordering Information**

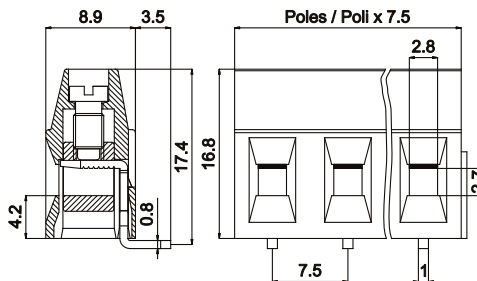
No. Poles	Length (mm)	Std. Pack	Order #
2	15.0	100	MHE-272
3	22.5	100	MHE-273
4	30.0	100	MHE-274
5	37.5	100	MHE-275
6	45.0	100	MHE-276
7	52.5	100	MHE-277
8	60.0	100	MHE-278
9	67.5	100	MHE-279
10	75.0	100	MHE-2710
11	82.5	100	MHE-2711
12	90.0	100	MHE-2712
13	97.5	50	MHE-2713
14	105.0	50	MHE-2714
15	112.5	50	MHE-2715
16	120.0	50	MHE-2716

**Material Specifications**

Clamp	Tin-Plated Copper
Solder tab	Tin-Plated Copper
Screw	Galvanized Steel
Insulating Material	Polyamide
Flammability Class	V0 UL94
Operating Temperature	-30°C - +105°C

**Installation Data**

Screw Size	M3
Torque	0.5 Nm (4.5 lb.in.)
Stripping Length	max. 7mm
Clamp Opening	2.8 x 2.7mm
PCB Hole Size	1.5mm

**Dimensions (mm)****Drilling Diagram**