

# PCB Terminal Block


5.00 mm Pin Spacing




- Board Mount PCB
- 16A Current Rating
- Height 8.9mm
- Modular / Stackable, no dovetail versions



# MVE25xx-5-H

Top Wire Entry



Electrical Ratings		C <sub>E</sub>  US E178356		IEC   N.40019705	
Usergroup	B	C	D	-	
Rated Voltage	300V	-	300V	450V	
Rated Current	16A	-	16A	16A	
Wire Size	<i>solid</i>	30-14 AWG	-	30-14 AWG	0.25mm <sup>2</sup> - 4.0mm <sup>2</sup>
	<i>stranded</i>	30-14 AWG	-	30-14 AWG	0.25mm <sup>2</sup> - 2.5mm <sup>2</sup>


## Ordering Information

No. Poles	Length (mm)	Std. Pack	Order # - Modular	Order # - No Dovetails
2	10	100	MHE-252	MVE252-5-H-L
3	15	100	MHE-253	MVE253-5-H-L
4	20	100	MHE-254	MVE254-5-H-L
5	25	100	MHE-255	MVE255-5-H-L
6	30	100	MHE-256	MVE256-5-H-L
7	35	100	MHE-257	MVE257-5-H-L
8	40	100	MHE-258	MVE258-5-H-L
9	45	100	MHE-259	MVE259-5-H-L
10	50	100	MHE-2510	MVE2510-5-H-L
11	55	100	MHE-2511	MVE2511-5-H-L
12	60	100	MHE-2512	MVE2512-5-H-L
13	65	50	MHE-2513	MVE2513-5-H-L
14	70	50	MHE-2514	MVE2514-5-H-L
15	75	50	MHE-2515	MVE2515-5-H-L
16	80	50	MHE-2516	MVE2516-5-H-L
17	85	50	MHE-2517	MVE2517-5-H-L
18	90	50	MHE-2518	MVE2518-5-H-L
19	95	50	MHE-2519	MVE2519-5-H-L
20	100	50	MHE-2520	MVE2520-5-H-L
21	105	50	MHE-2521	MVE2521-5-H-L
22	110	50	MHE-2522	MVE2522-5-H-L
23	115	50	MHE-2523	MVE2523-5-H-L
24	120	50	MHE-2524	MVE2524-5-H-L

### Material Specifications

Clamp	Nickel-Copper
Solder tab	Tin-Plated Copper
Screw	Galvanized Steel
Insulating Material	Polyamide
Flammability Class	V0 UL94
Operating Temperature	-30°C - +105°C

### Installation Data

Screw Size	M3 
Torque	0.5 Nm (4.5 lb.in.)
Stripping Length	max. 7mm
Clamp Opening	2.8 x 2.8mm
PCB Hole Size	1.5mm

