


PCB Terminal Block

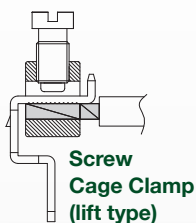
7.50 mm Pin Spacing

- Board Mount PCB
- 16A Current Rating
- Height 11mm
- Modular



MV27xx-7,5-H

Top Wire Entry



Electrical Ratings

	C ^{RU} US E178356		IEC		VDE N.40019705	
	B	C	D			
Usergroup	B	C	D			-
Rated Voltage	300V	-	300V			750V
Rated Current	16A	-	16A			16A
Wire Size	<i>solid</i>	30-14 AWG	-	30-14 AWG		0.25mm ² - 4.0mm ²
	<i>stranded</i>	30-14 AWG	-	30-14 AWG		0.25mm ² - 2.5mm ²

Ordering Information

No. Poles	Length (mm)	Std. Pack	Order #
2	15.0	100	MH-272
3	22.5	100	MH-273
4	30.0	100	MH-274
5	37.5	100	MH-275
6	45.0	100	MH-276
7	52.5	100	MH-277
8	60.0	100	MH-278
9	67.5	100	MH-279
10	75.0	100	MH-2710
11	82.5	100	MH-2711
12	90.0	100	MH-2712

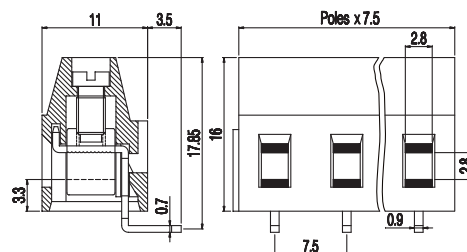
Material Specifications

Clamp	Tin-Plated Copper
Solder tab	Tin-Plated Copper
Screw	Galvanized Steel
Insulating Material	Polyamide
Flammability Class	V0 UL94
Operating Temperature	-30°C - +105°C

Installation Data

Screw Size	M3
Torque	0.5 Nm (4.5 lb.in.)
Stripping Length	max. 7mm
Clamp Opening	2.8 x 2.8mm
PCB Hole Size	1.3mm

Dimensions (mm)



Drilling Diagram

