


PCB Terminal Block

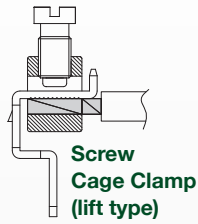
3.50 mm Pin Spacing

- Board Mount PCB
- 12A Current Rating
- Height 7.3mm
- Stackable, no dovetails



MV13xx-3,5-H-L

Top Wire Entry



Electrical Ratings

Usergroup	B	C	D	-
Rated Voltage	300V	-	300V	130V
Rated Current	12A	-	12A	13.5A
Wire Size	<i>solid</i> 30-16 AWG	-	30-16 AWG	0.25mm ² - 1.5mm ²
	<i>stranded</i> 30-16 AWG	-	30-16 AWG	0.25mm ² - 1.0mm ²



Ordering Information

No. Poles	Length (mm)	Std. Pack	Order # - Stackable
2	7.0	200	MV132-3,5-H-L
3	10.5	200	MV133-3,5-H-L
4	14.0	200	MV134-3,5-H-L
5	17.5	200	MV135-3,5-H-L
6	21.0	200	MV136-3,5-H-L
7	24.5	100	MV137-3,5-H-L
8	28.0	100	MV138-3,5-H-L
9	31.5	100	MV139-3,5-H-L
10	35.0	100	MV1310-3,5-H-L
11	38.5	100	MV1311-3,5-H-L
12	42.0	100	MV1312-3,5-H-L
13	45.5	100	MV1313-3,5-H-L
14	49.0	100	MV1314-3,5-H-L
15	52.5	100	MV1315-3,5-H-L
16	56.0	100	MV1316-3,5-H-L
17	59.5	100	MV1317-3,5-H-L
18	63.0	100	MV1318-3,5-H-L
19	66.5	100	MV1319-3,5-H-L
20	70.0	100	MV1320-3,5-H-L
21	73.5	100	MV1321-3,5-H-L
22	77.0	100	MV1322-3,5-H-L
23	80.5	100	MV1323-3,5-H-L
24	84.0	100	MV1324-3,5-H-L

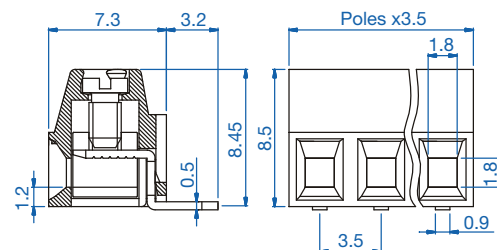
Material Specifications

Clamp	Nickel Copper
Solder tab	Tin-Plated Copper
Screw	Galvanized Steel
Insulating Material	Polyamide
Flammability Class	V0 UL94
Operating Temperature	-30°C - +105°C

Installation Data

Screw Size	M2
Torque	0.2Nm (1.8 lb.in.)
Stripping Length	max. 6mm
Clamp Opening	1.8 x 1.8mm
PCB Hole Size	1.3mm

Dimensions (mm)



Drilling Diagram

