


## PCB Terminal Block

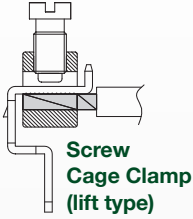
5.00 mm Pin Spacing

- Board Mount PCB
- 24A Current Rating
- Height 12.5mm
- Modular



# MIP25xx-5-IQ

## 45° Angled Wire Entry



### Electrical Ratings

Usergroup		B	C	D	-	
Rated Voltage		300V	-	300V	250V	
Rated Current		24A	-	24A	24A	
Wire Size	<i>solid</i>	30-12 AWG	-	30-12 AWG	0.25mm <sup>2</sup> - 4.0mm <sup>2</sup>	
	<i>stranded</i>	30-12 AWG	-	30-12 AWG	0.25mm <sup>2</sup> - 2.5mm <sup>2</sup>	

### Ordering Information

No. Poles	Length (mm)	Std. Pack	Order #
2	10	100	MIP252-5,00-IQ
3	15	100	MIP253-5,00-IQ
4	20	100	MIP254-5,00-IQ
5	25	100	MIP255-5,00-IQ
6	30	100	MIP256-5,00-IQ
7	35	100	MIP257-5,00-IQ
8	40	100	MIP258-5,00-IQ
9	45	100	MIP259-5,00-IQ
10	50	100	MIP2510-5,00-IQ
11	55	100	MIP2511-5,00-IQ
12	60	100	MIP2512-5,00-IQ

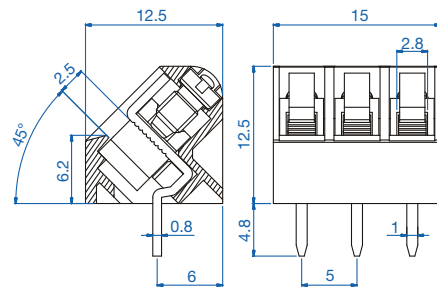
### Material Specifications

Clamp	Nickel-Copper
Solder tab	Tin-Plated Copper
Screw	Galvanized Steel
Insulating Material	Polyamide
Flammability Class	V0 UL94
Operating Temperature	-30°C - +105°C

### Installation Data

Screw Size	M3
Torque	0.5Nm (4.5 lb.in.)
Stripping Length	max. 8mm
Clamp Opening	2.8 x 2.8mm
PCB Hole Size	1.5mm

### Dimensions (mm)



### Drilling Diagram

