

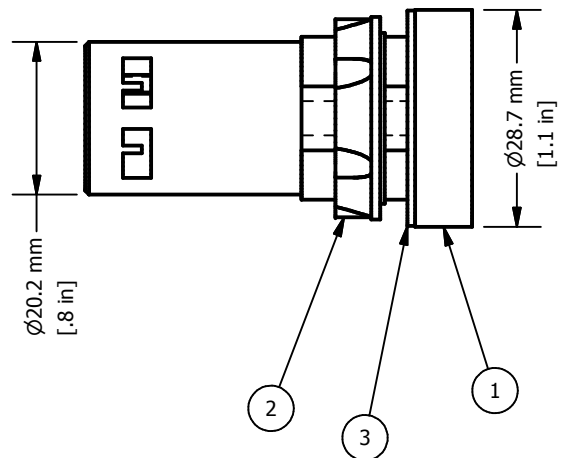

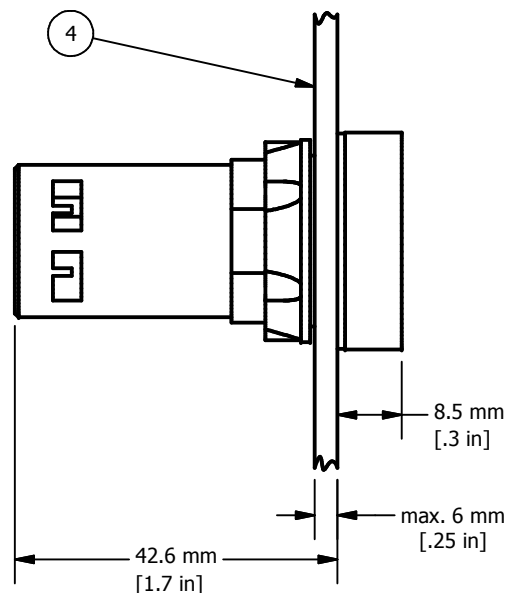


REVISION FOR DWG # 1PB-3PSFxyy

REV	CH.NO.	DESCRIPTION	DATE	REVISED BY
-	-	ORIGINAL DESIGN	11/2/2007	PHILIPP E.



yy = Contact Configuration

10	=	1NO Contact
01	=	1NC Contact
11	=	1NO + 1NC Contacts
20	=	2NO Contacts
02	=	2NC Contacts

* = Push Button is supplied with mounting nut and rubber gasket (ITEM 2 and 3)

ITEM	DESCRIPTION	CAT. NO.	COLOR	MIN. QTY.	MAX. QTY.
1*	Economy Plastic Push Button	3PSF1yy	White	1	1
		3PSF2yy	Black	1	1
		3PSF3yy	Green	1	1
		3PSF4yy	Red	1	1
		3PSF6yy	Blue	1	1
		3PSF8yy	Yellow	1	1
2*	Mounting Nut	P2BRK	Black	1	1
3*	Rubber Gasket	3PRG1	Black	1	1
4	Panel	-	-	-	-

UNLESS OTHERWISE SPECIFIED:
 • ALL DIMENSIONS ARE IN MILLIMETERS
 • THIRD ANGLE PROJECTION



AND IS A CONFIDENTIAL DISCLOSURE LENT WITHOUT CONSIDERATION OTHER THAN THE BORROWER'S AGREEMENT THAT IT SHALL NOT BE REPRODUCED, COPIED, LENT OR DISPOSED OF DIRECTLY OR INDIRECTLY NOR USED FOR ANY PURPOSE OTHER THAN THAT FOR WHICH IT IS SPECIFICALLY FURNISHED.

35 Royal Road
 Flemington, NJ 08822-6000
 (908) 806-9400
 Fax (908) 806-9490

METRIC

TOLERANCE		
XX	=	±1 mm
XX.X	=	±0.5 mm
XX.XX	=	±0.2 mm
ALL	=	- mm

TITEL Economy Non-Illuminated Plastic Momentary Push Buttons 3PSFxyy (x=color, yy=contact configuration)

DRAWN BY: Philipp Ernstberger	11/2/2007	DRAWING NO.:	1PB-3PSFxyy	REV.:	-
CHECKED BY: Laszlo Gyorgypal		SCALE:	-	SHEET:	1 OF: 1
RELEASED BY: Laszlo Gyorgypal					