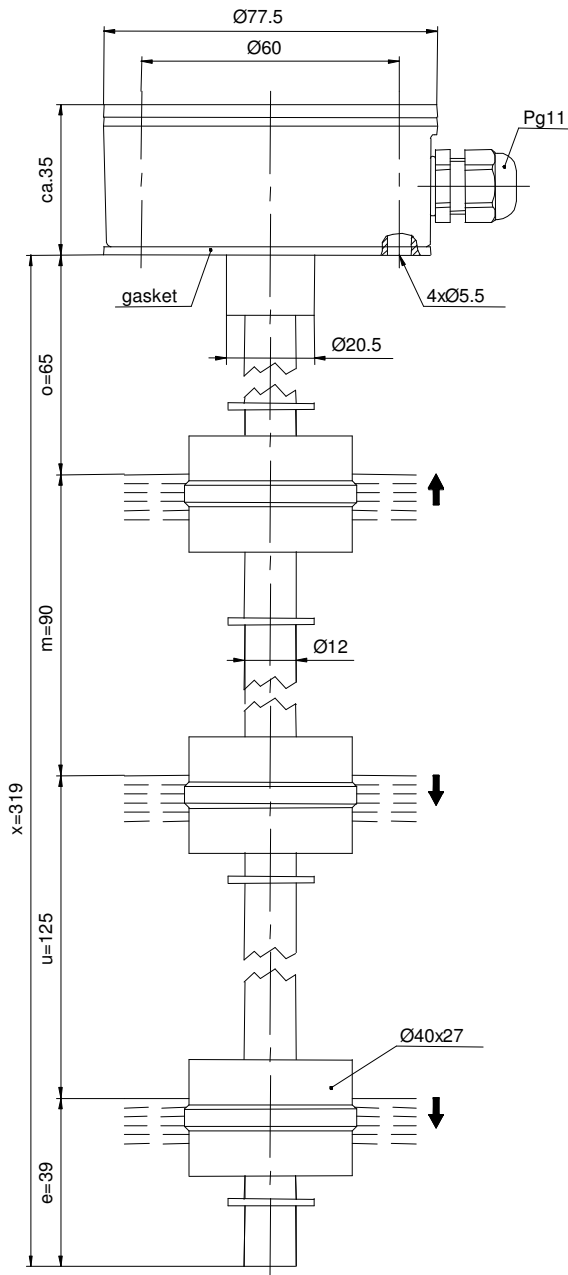


Technical Data

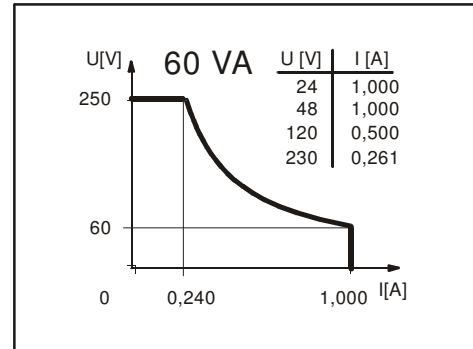
Magnetic Float Switch

Typ: **MAM-734 LSS 0319**

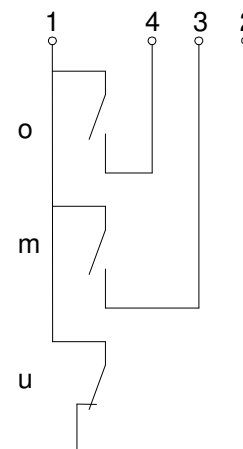
Art.-No.: **6836205023_01**



Performance diagram (maximum data)



Wiring diagramm



Electrical Data (maximum data)

contact:	max. voltage	250 V
	max. switching current	1 A
	max. switching capacity	60 VA
switching function		1 normally-closed contact, falling level 1 normally-open contact, falling level 1 normally-open contact, rising level
direction category		AC-21A and DC-21A acc. to DIN VDE 0660 T107 (IEC 947-3-1 / EN 60947-3-1)
standard		acc. to DIN VDE 0660 T200 (IEC 947-5-1 / EN 60947-5-1)

This document will not become the contractual basis; the details included herein do not constitute any descriptions of expected conditions, so that warranties/claims for defects on account of possible variations of the actual qualities from the qualities described herein are explicitly excluded. All rights reserved. Specifications subject to change without notice!

Date of issue: 30.06.2005 / Page 1 of 1
Document : 6836205023_01_eng / Last update: 1 / 0000-00

Technical Data

Magnetic Float Switch

Mechanical Data

terminal box material	GK-AISI12 (3.2581.02)
switching tube material	CuZn37 (2.0321)
float material	POM
-density	about 0,7 g/cm ³ ±10%
-immersion depth	18 mm ±2 mm (to a fluid-density of 1 g/cm ³)
grip screw material	CuSn8 (2.1030)
gasket material	NBR
temperature range	from -5 °C to +60 °C
fluid temperature	from -5 °C to +60 °C
mech. lifetime	10 ⁷ to 10 ⁹ switches depending on the load
mode of connection	connection block inside the terminal box
protection class	IP 65 acc. to DIN VDE 0470 T1 (ICE 529 / EN 60529)
max. pressure	5 bar

General details

Reproducibility of switching points is ±0.05mm based on the same geometrical conditions as of a switch device.

The measures of the switching points refer to a fluid-tight of 1 g/cm³.

The tolerance of the switching points is ±2 mm.

Pay attention to the contact protection, when switching inductive loads. Maximum data must not be exceeded!

This document will not become the contractual basis; the details included herein do not constitute any descriptions of expected conditions, so that warranties/claims for defects on account of possible variations of the actual qualities from the qualities described herein are explicitly excluded. All rights reserved. Specifications subject to change without notice!

Date of issue: 30.06.2005 / Page 2 of 2
Document : 6836205023_01_eng / Last update: 1 / 0000-00