Technical Data
Magnetic Float Switch

Bernstein

Typ : **MAT–734 LR2.0S** Art.-No.: **683.6169.002**

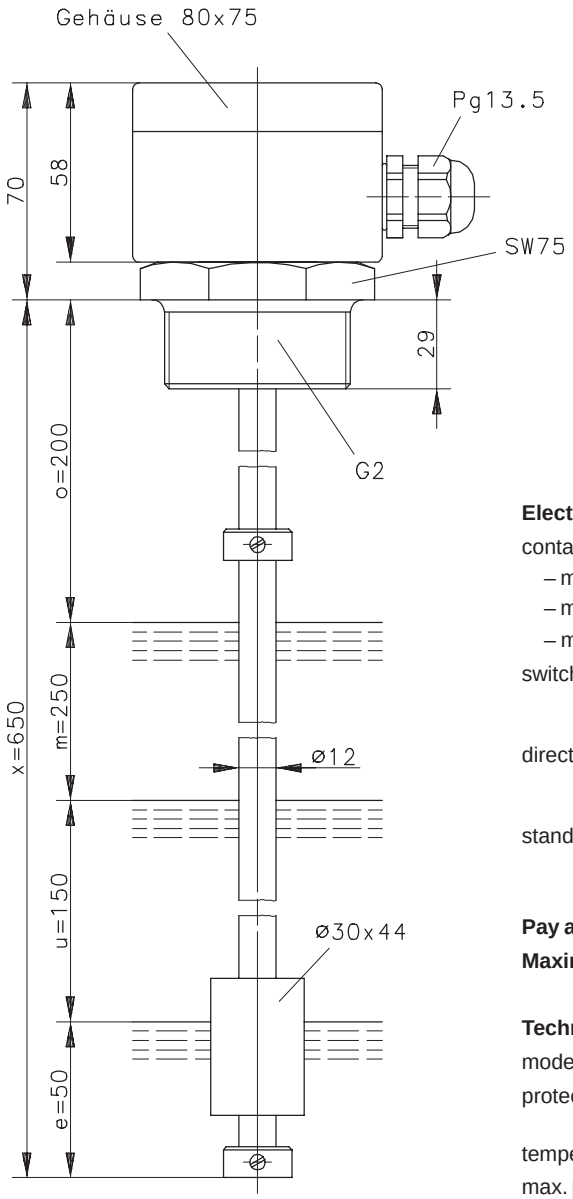

Performance diagram
(maximum data)

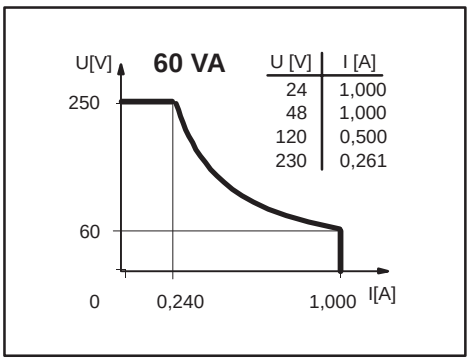

Electrical Data (maximum data) **:**

contact
- – max. voltage : 250 V
- – max. switching current : 1.0 A
- – max. switching capacity : 60 VA

switching function : o = N.C. contact; rising level
m = N.O. contact; falling level
u = N.C. contact; falling level

direction category : AC–21A and DC–21A
acc. to DIN VDE 0660 T107
(IEC 947–3–1 / EN 60947–3–1)

standard : acc. to DIN VDE 0660 T200
(IEC 947–5–1 / EN 60947–5–1)

Pay attention to the contact protection, when switching inductive loads.
Maximum data must not be exceeded !

Technical Data :

mode of connection : terminal block inside the head; Pg13,5 screw joint

protection type : IP 65 acc. to DIN VDE 0470 T1
(IEC 529 / EN 60529)

temperature range : form -5°C to +60°C

max. pressure : 10 bar

mech. lifetime : 10^7 to 10^9 switches depending on the load

Reproducibility is ±0.05 mm under same geometrical conditions according to one switch device.

ATTENTION :
The measures of the switching points are related to a fluid–tight of 1 g/cm^3
The tolerances of the switching point are ±2 mm

Mechanical Data :

teminal box material : GD–AlSi12(3.2581.05)

tankscrewing material : PVC

switching tube material : X 6 CrNiMoTi 17 12 2 (1.4571)

float material : PP

– tightness : 0.61 g/cm^3

– depth of immersion : 27,5 mm ±2 mm (to a fluid–tight of 1 g/cm^3)

adjusting ring material : X 6 CrNiMoTi 17 12 2 (1.4571)

Wiring diagram
(matching to the drawing)

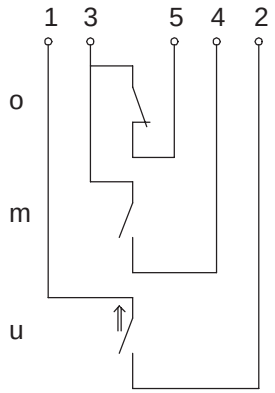

18.08.2000 / 2224

Data Sheets are subjects to change without further notice.