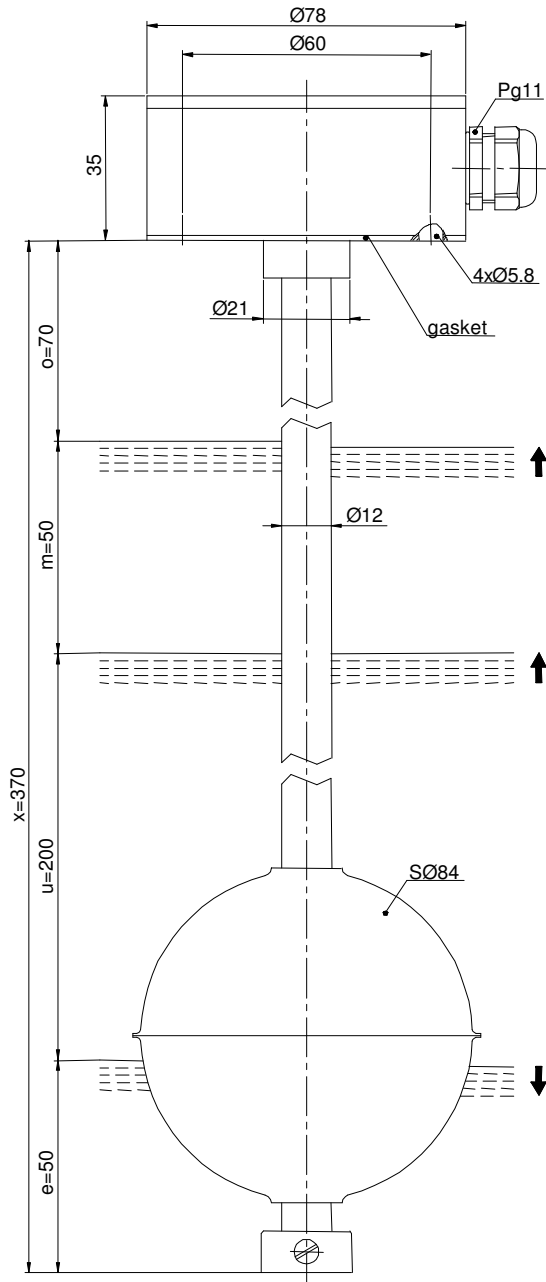


# Technical Data

## Magnetic Float Switch

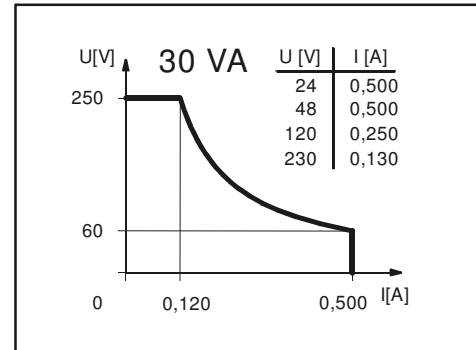
Typ: **MAG-733 KSS 0370**

Art.-No.: **6835185020\_01**



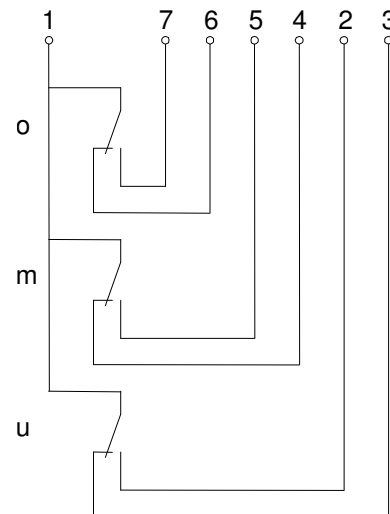
### Performance diagram

(maximum data)



### Wiring diagramm

(matching to the drawing)



### Electrical Data (maximum data)

contact:	max. voltage	250 V
	max. switching current	0,5 A
	max. switching capacity	30 VA
switching function		1 change-over contact, falling level
		2 change-over contact, rising level
direction category		AC-22A and DC-22A
		acc. to DIN VDE 0660 T107
		(IEC 947-3-1 / EN 60947-3-1)
standard		acc. to DIN VDE 0660 T200
		(IEC 947-5-1 / EN 60947-5-1)

This document will not become the contractual basis; the details included herein do not constitute any descriptions of expected conditions, so that warranties/claims for defects on account of possible variations of the actual qualities from the qualities described herein are explicitly excluded. All rights reserved. Specifications subject to change without notice!

Date of issue: 10.06.2005 / Page 1 of 1  
Document : 6835185020\_01\_eng / Last update: 1 / 0000-00

# Technical Data

## Magnetic Float Switch

### Mechanical Data

terminal box material	GD-AISI12 (3.2581.05)
switching tube material	X 6 CrNiMoTi 17 12 2 (1.4571)
float material	1.4571
-density	about 0,34 g/cm <sup>3</sup> ±10%
-immersion depth	33 mm ±2 mm ( to a fluid-density of 1 g/cm <sup>3</sup> )
adjusting ring material	X 6 CrNiMoTi 17 12 2 (1.4571)
gasket material	NBR
temperature range	from -5 °C to +65 °C
fluid temperature	from -5 °C to +65 °C
mech. lifetime	10 <sup>7</sup> to 10 <sup>9</sup> switches depending on the load
mode of connection	connection block inside the terminal box
protection class	IP 65 acc. to DIN VDE 0470 T1 (ICE 529 / EN 60529)
max. pressure	5 bar

### General details

Reproducibility of switching points is ±0.05mm based on the same geometrical conditions as of a switch device.

The measures of the switching points refer to a fluid-tight of 1 g/cm<sup>3</sup>.

The tolerance of the switching points is ±2 mm.

Pay attention to the contact protection, when switching inductive loads. Maximum data must not be exceeded!

This document will not become the contractual basis; the details included herein do not constitute any descriptions of expected conditions, so that warranties/claims for defects on account of possible variations of the actual qualities from the qualities described herein are explicitly excluded. All rights reserved. Specifications subject to change without notice!

Date of issue: 10.06.2005 / Page 2 of 2  
Document : 6835185020\_01\_eng / Last update: 1 / 0000-00