

Technical Data

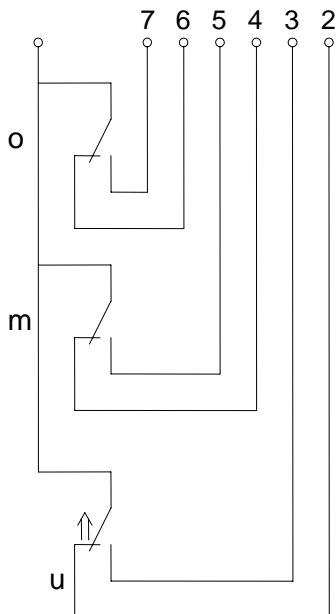
Float Switch

Standard float switches

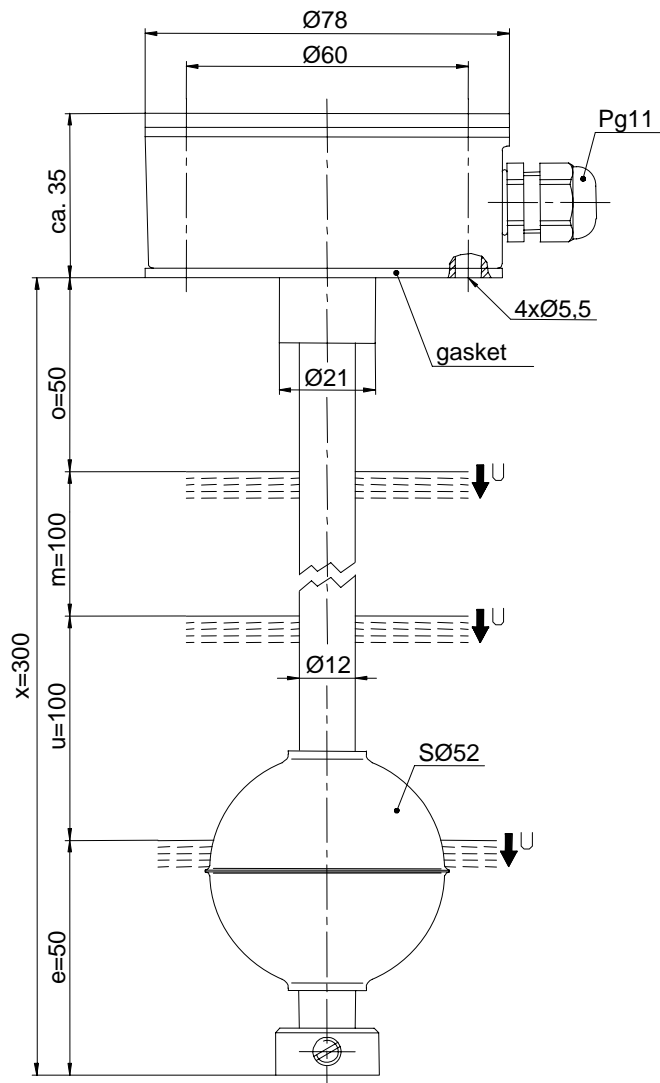
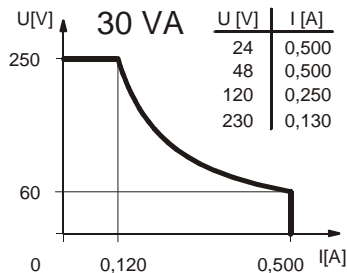
Description **MAE-733 KSS 0300**

Article number **6835185013**

Wiring diagram



Performance diagramm



Electrical data

Reed contact	max. switching voltage	250 V
	max. switching current	0,5 A
	max. switching capacity	30 VA
	mechanical life	10^7 to 10^9 switches depending on the load
Switching element		3 change over contact, falling level

Subject to change without notice.

Technical Data

Float Switch



Mechanical data

Terminal box material	GD-AISI12 (3.2581.05)
Switching tube material	X6CrNiMoTi17-12-2 (1.4571)
Float material	X6CrNiMoTi17-12-2 (1.4571)
-density	about 0,66 g/cm ³ ±10%
-depth of immersion	32 mm ±2 mm (to a fluid-density of 1 g/cm ³)
Adjusting ring material	X6CrNiMoTi17-12-2 (1.4571)
Gasket material	NBR
Ambient air temperature	-5°C to +60°C
Liquid temperature	-5°C to +60°C
Connection	connecting block inside the terminal box
Protection type	IP 65 acc to DIN VDE 0470 T1
Max. pressure	10 bar

General details

- Repeatability of switching points is $\pm 0,05$ mm based on the same geometrical conditions as of a switch device.
- The measures of the switching points refer to a fluid-density of 1 g/cm³.
- The tolerance of the switching points is ± 2 mm
- Pay attention to the contact protection, when switching inductive loads. Maximum data must not be exceeded!

Subject to change without notice.

Date of issue : 03.09.2009 / Page 2 of 2
Document : 6835185013_en / Last update : 1 / 0411-09