

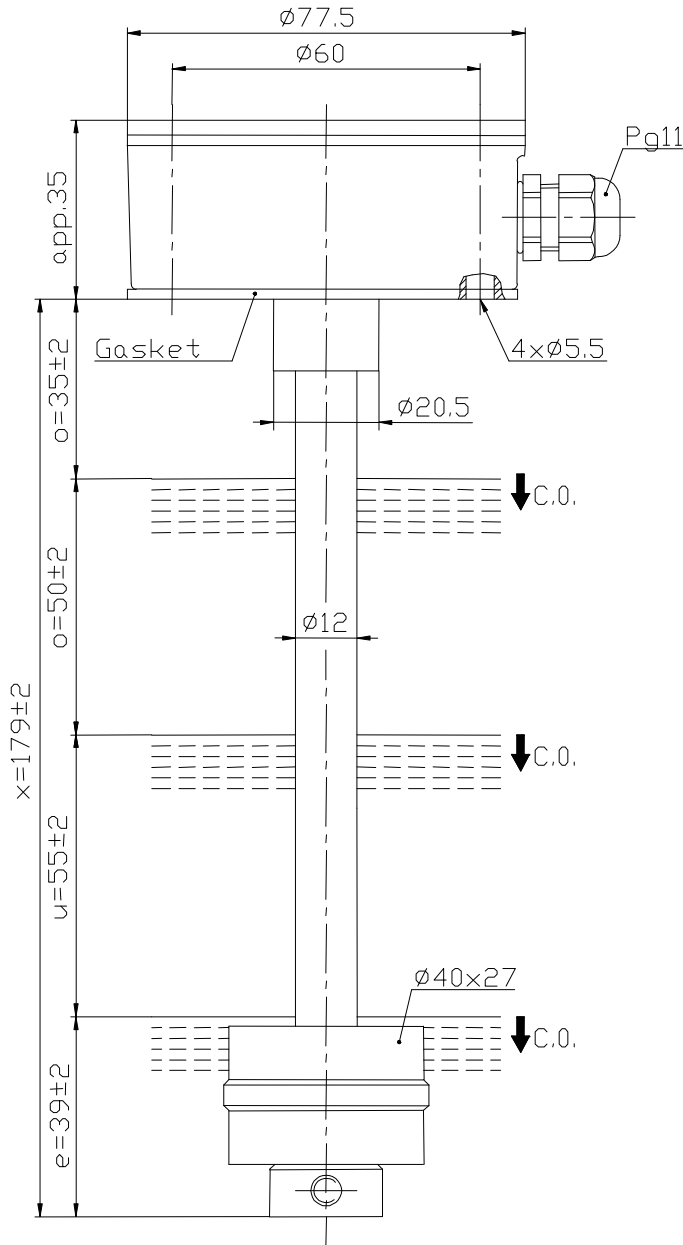
# Technical Data

## Float Switch

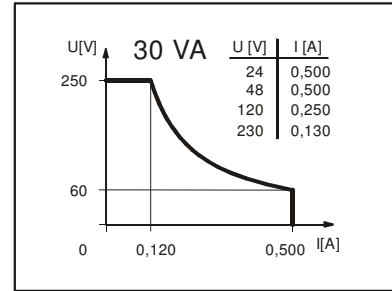
### Standard float switches

Description **MAA-733 KSS 0179**

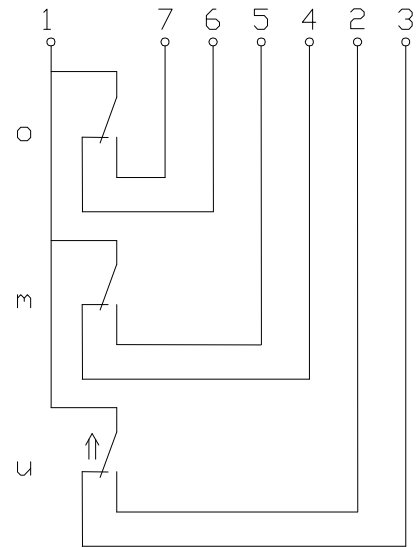
Article number **6835105140**



### Performance diagram (maximum data)



### Wiring diagram (without liquid)



Subject to change without notice.

### Standard float switches

Description **MAA-733 KSS 0179**Article number **6835105140**

#### Electrical data

Reed contact	max. switching voltage	250 V
	max. switching current	0,5 A
	max. switching capacity	30 VA
	mechanical life	10 <sup>7</sup> to 10 <sup>9</sup> switches depending on the load
Switching element		3 change over contact, falling level
Direction category		AC-22A and DC-22A acc to DIN VDE 0660 T107
Standard		acc to DIN VDE 0660 T200

#### Mechanical data

Terminal box material	GD-AISI12 (3.2581.05)
Switching tube material	X6CrNiMoTi17-12-2 (1.4571)
Float material	POM
-density	about 0,7 g/cm <sup>3</sup> ±10%
-depth of immersion	18 mm ±2 mm ( to a fluid-density of 1 g/cm <sup>3</sup> )
Adjusting ring material	X6CrNiMoTi17-12-2 (1.4571)
Gasket material	NBR
Ambient air temperature	-5°C to +60°C
Liquid temperature	-5°C to +60°C
Connection	conneting block inside the terminal box
Protection type	IP 65 acc to DIN VDE 0470 T1
Max. pressure	5 bar

#### General details

Repeatability of switching points is ±0,05mm based on the same geometrical conditions as of a switch device.

The measures of the switching points refer to a fluid-density of 1 g/cm<sup>3</sup>.

The tolerance of the switching points is ±2mm

Pay attention to the contact protection, when switching inductive loads. Maximum data must not be exceeded!