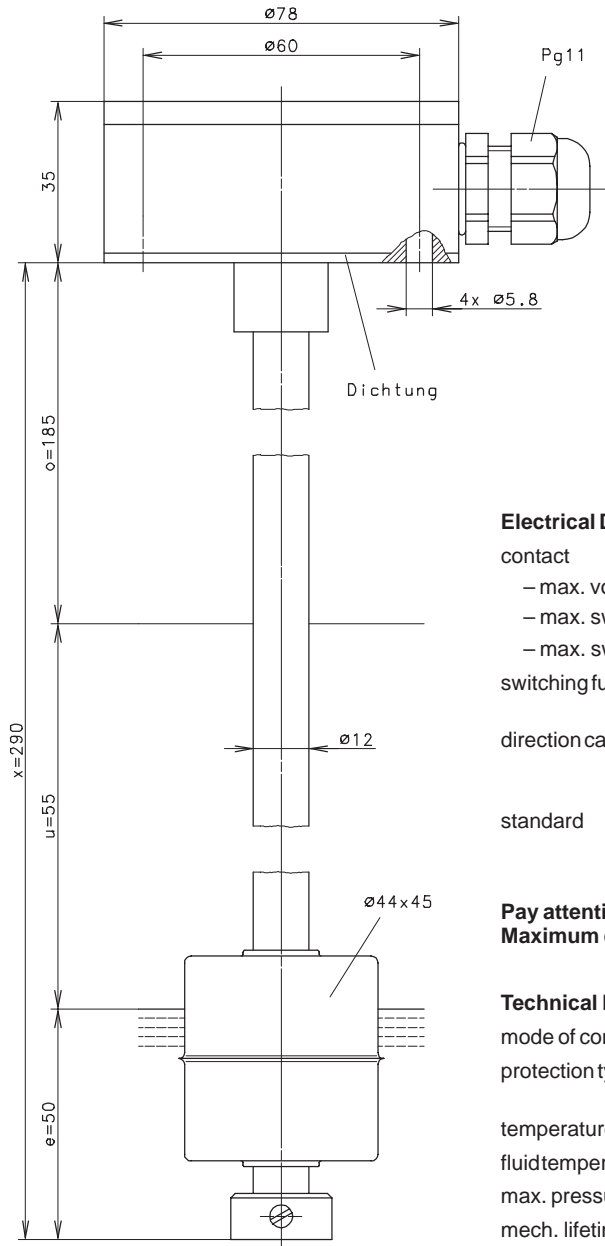
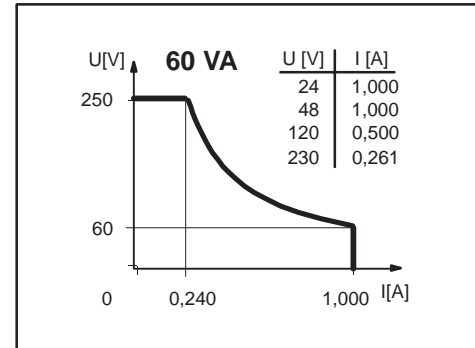


Customer ID-Nr. : 39161-4893



Performance diagram
(maximum data)



Electrical Data (maximum data) :

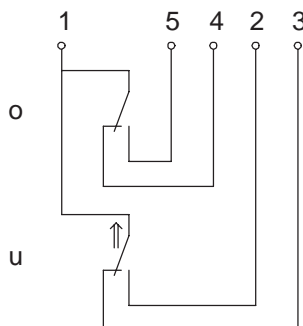
- contact
 - max. voltage : 250 V
 - max. switching current : 1.0 A
 - max. switching capacity : 60 VA
- switching function : o = change-over contact, falling level
u = change-over contact, falling level
- direction category : AC-21A and DC-21A
acc. to DIN VDE 0660 T107
(IEC 947-3-1 / EN 60947-3-1)
- standard : acc. to DIN VDE 0660 T200
(IEC 947-5-1 / EN 60947-5-1)

Pay attention to the contact protection, when switching inductive loads. Maximum data must not be exceeded !

Technical Data :

- mode of connection : connecting block inside the terminal box
- protection type : IP 65 acc. to DIN VDE 0470 T1
(IEC 529 / EN 60529)
- temperature range : from -5°C to +60°C
- fluid temperature : from -5°C to +60°C
- max. pressure : 15 bar
- mech. lifetime : 10⁷ to 10⁹ switches depending on the load

Wiring diagram
(matching to the drawing)



Reproducibility is ±0.05mm under same geometrical conditions according to one switch device.

ATTENTION :

The measures of the switching points are related to a fluid-tight of 1 g/cm³
The tolerance of the switching points are ±2 mm

Mechanical Data :

- terminal box material : GD-AISI12 (3.2581.05)
- switching tube material : X 6 CrNiMoTi 17 12 2 (1.4571)
- float material : X 6 CrNiMoTi 17 12 2 (1.4571)
- tightness : about g/cm³ ±10%
- depth of immersion : mm ±2 mm (to a fluid-tight of 1 g/cm³)
- guard ring material : X 6 CrNiMoTi 17 12 2 (1.4571)
- gasket material : NBR

created 28.05.2002 Franke
checked 28.05.2002 Limbach