Technical Data
Magnetic Float Switch

Bernstein

Typ : **MAN–723 LSS** Art.-No.: **682.6125.007** Orig. 1

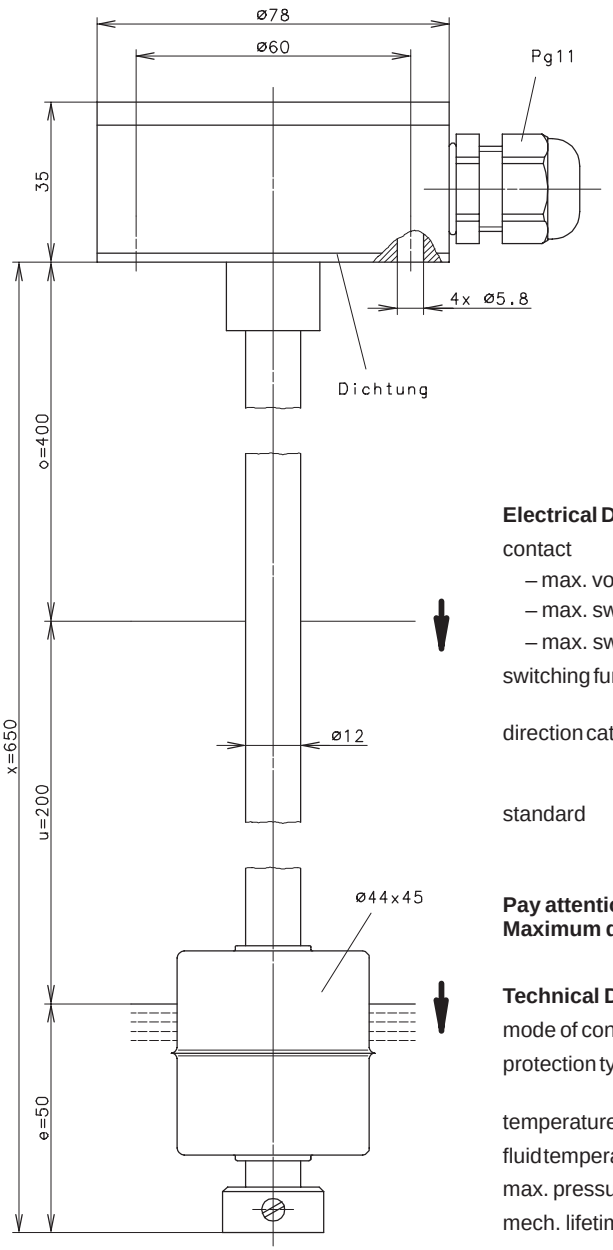

Performance diagram
(maximum data)

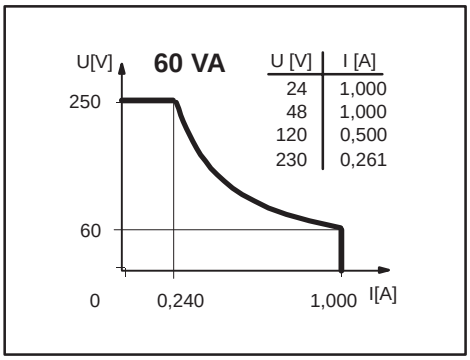

Electrical Data (maximum data) **:**

contact		
– max. voltage	:	250 V
– max. switching current	:	1.0 A
– max. switching capacity	:	60 VA
switching function	:	o = change–over contact, falling level u = change–over contact, falling level
direction category	:	AC–21A and DC–21A acc. to DIN VDE 0660 T107 (IEC 947–3–1 / EN 60947–3–1)
standard	:	acc. to DIN VDE 0660 T200 (IEC 947–5–1 / EN 60947–5–1)

Pay attention to the contact protection, when switching inductive loads.
Maximum data must not be exceeded !

Technical Data :

mode of connection	:	connecting block inside the terminal box
protection type	:	IP 65 acc. to DIN VDE 0470 T1 (IEC 529 / EN 60529)
temperature range	:	form -5°C to +60°C
fluid temperature	:	form -5°C to +60°C
max. pressure	:	15 bar
mech. lifetime	:	10^7 to 10^9 switches depending on the load

Reproducibility is ±0.05mm under same geometrical conditions according to one switch device.

ATTENTION :
The measures of the switching points are related to a fluid–tight of 1 g/cm^3
The tolerance of the switching points are ±2 mm

Mechanical Data :

teminal box material	:	GD–AlSi12 (3.2581.05)
switching tube material	:	X 6 CrNiMoTi 17 12 2 (1.4571)
float material	:	X 6 CrNiMoTi 17 12 2 (1.4571)
– tightness	:	about g/cm^3 ±10%
– depth of immersion	:	mm ±2 mm (to a fluid–tight of 1 g/cm^3)
guard ring material	:	X 6 CrNiMoTi 17 12 2 (1.4571)
gasket material	:	NBR

Wiring diagram
(matching to the drawing)

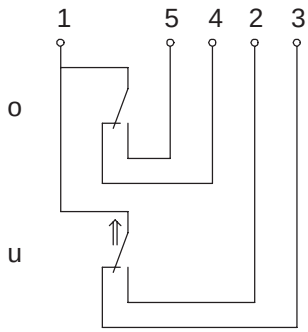

created	07.06.2002	Häßler
checked	07.06.2002	Limbach

This copy will not be amended or withdraw when technical changes are necessary.