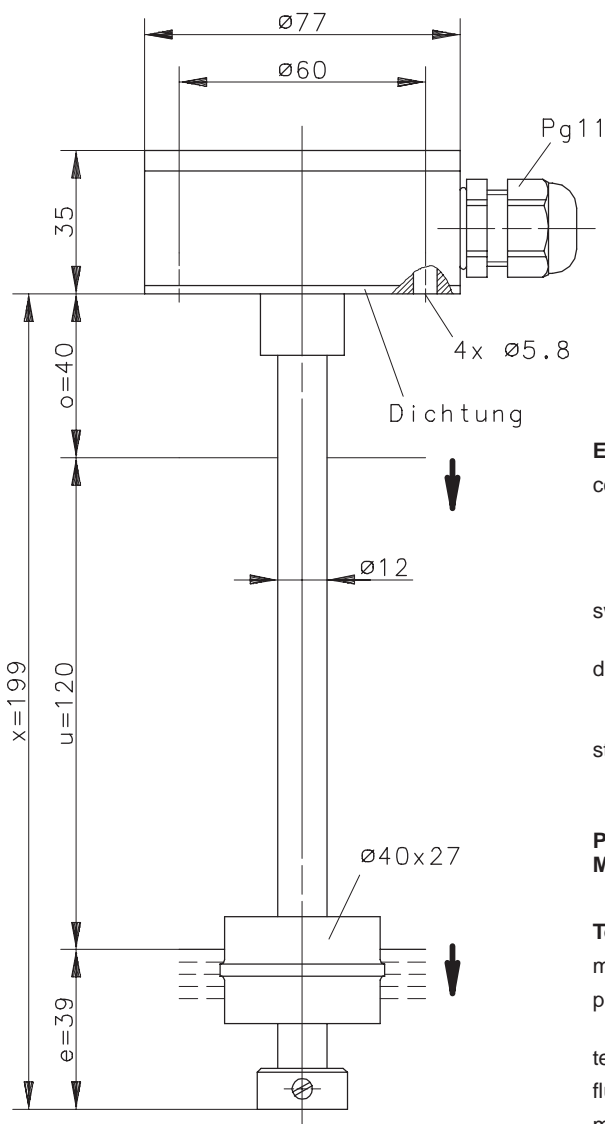
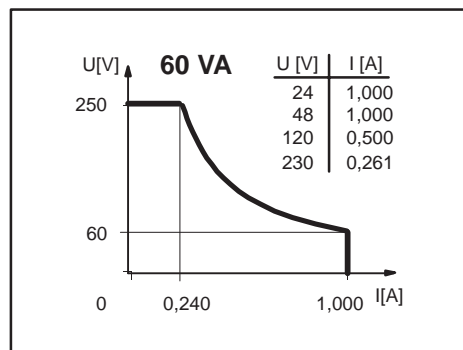


Customer ID.-No. : 39161-2083



**Performance diagram**  
(maximum data)



**Electrical Data ( maximum data ) :**

- contact
  - max. voltage : 250 V
  - max. switching current : 1.0 A
  - max. switching capacity : 60 VA
- switching function : o = change-over contact, falling level  
u = change-over contact, falling level
- direction category : AC-21A and DC-21A  
acc. to DIN VDE 0660 T107  
( IEC 947-3-1 / EN 60947-3-1 )
- standard : acc. to DIN VDE 0660 T200  
( IEC 947-5-1 / EN 60947-5-1 )

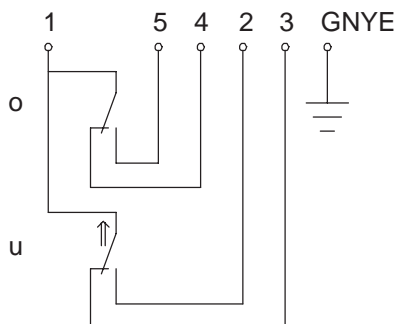
**Pay attention to the contact protection, when switching inductive loads. Maximum data must not be exceeded !**

**Technical Data :**

- mode of connection : connecting block inside the terminal box
- protection type : IP 65 acc. to DIN VDE 0470 T1  
( IEC 529 / EN 60529 )
- temperature range : form -5°C to +60°C
- fluid temperature : form -5°C to +60°C
- max. pressure : 10 bar
- mech. lifetime :  $10^7$  to  $10^9$  switches depending on the load

**Wiring diagram**

( matching to the drawing )



Reproducibility is  $\pm 0.05$  mm under same geometrical conditions according to one switch device.

**ATTENTION :**

The measures of the switching points are related to a fluid-tight of 1 g/cm<sup>3</sup>  
The tolerance of the switching points are  $\pm 2$  mm

**Mechanical Data :**

- terminal box material : GD-AISI12(3.2581.05)
- switching tube material : X 6 CrNiMoTi 17 12 2 (1.4571)
- float material : POM
- tightness : about 0.7 g/cm<sup>3</sup>  $\pm 10\%$
- depth of immersion : 18 mm  $\pm 2$  mm ( to a fluid-tight of 1 g/cm<sup>3</sup> )
- guard ring material : X 6 CrNiMoTi 17 12 2 (1.4571)
- gasket material : NBR

created 26.02.2001 Häßler  
checked 26.02.2001 Limbach

This copy will not be amended or withdraw when technical changes are necessary.