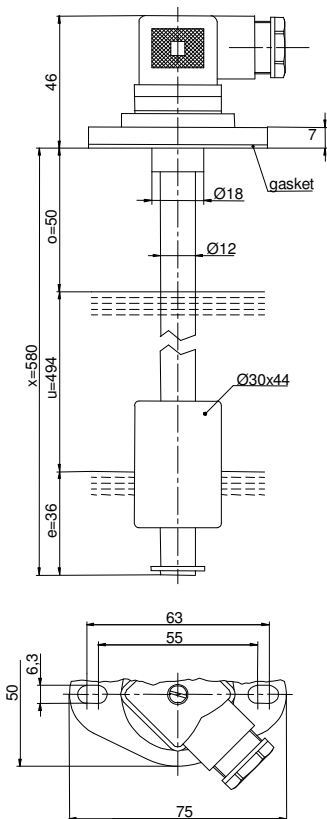


MAS-721 KTOS 0580

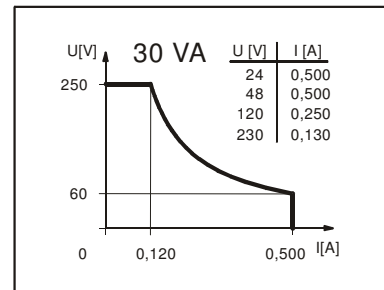
Description

MAS-721 KTOS 0580

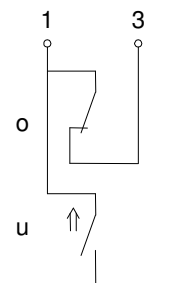
Article number **6825266003**



Performance diagram (maximum data)



Wiring diagramm (matching to the drawing)



Electrical data

| | | |
|--------------------|-------------------------|---|
| Reed contact | max. switching voltage | 250 V |
| | max. switching current | 0,5 A |
| | max. switching capacity | 30 VA |
| | mechanical life | 10 ⁷ to 10 ⁹ switches depending on the load |
| Switching element | | 2 normally closed contact, falling level |
| Direction category | | AC-22A and DC-22A acc to DIN VDE 0660 T107 |
| Standard | | acc to DIN VDE 0660 T200 |

Mechanical data

| | |
|--------------------------|---|
| Flange material | PA 6.6 |
| Switching tube material | CuZn37 (2.0321) |
| Float material | NBR |
| -density | about 0,45 g/cm ³ ±10% |
| -depth of immersion | 19,5 mm ±2 mm (to a fluid-density of 1 g/cm ³) |
| Grip screw material | CuSn8 (2.1030) |
| Gasket material | NBR |
| Ambiente air temperature | -5°C bis +60°C |
| Medium temperature | -5°C bis +60°C |
| Connection | plug in connection acc. to DIN 43650 |
| Protection type | IP 65 acc to DIN VDE 0470 T1 |
| | <u>only with female socket</u> |
| Max. pressure | 5 bar |

General details

Reproducibility of switching points is ±0,05mm based on the same geometrical conditions as of a switch device.
 The measures of the switching points refer to a fluid-tight of 1 g/cm³.
 The tolerance of the switching points is ±2mm
 Pay attention to the contact protection, when switching inductive loads. Maximum data must not be exceeded!

Subject to change without notice.

Date of issue : 29.09.2005 / Page 1 of 1
 Document : 6825266003_en.doc / Last update : 1