

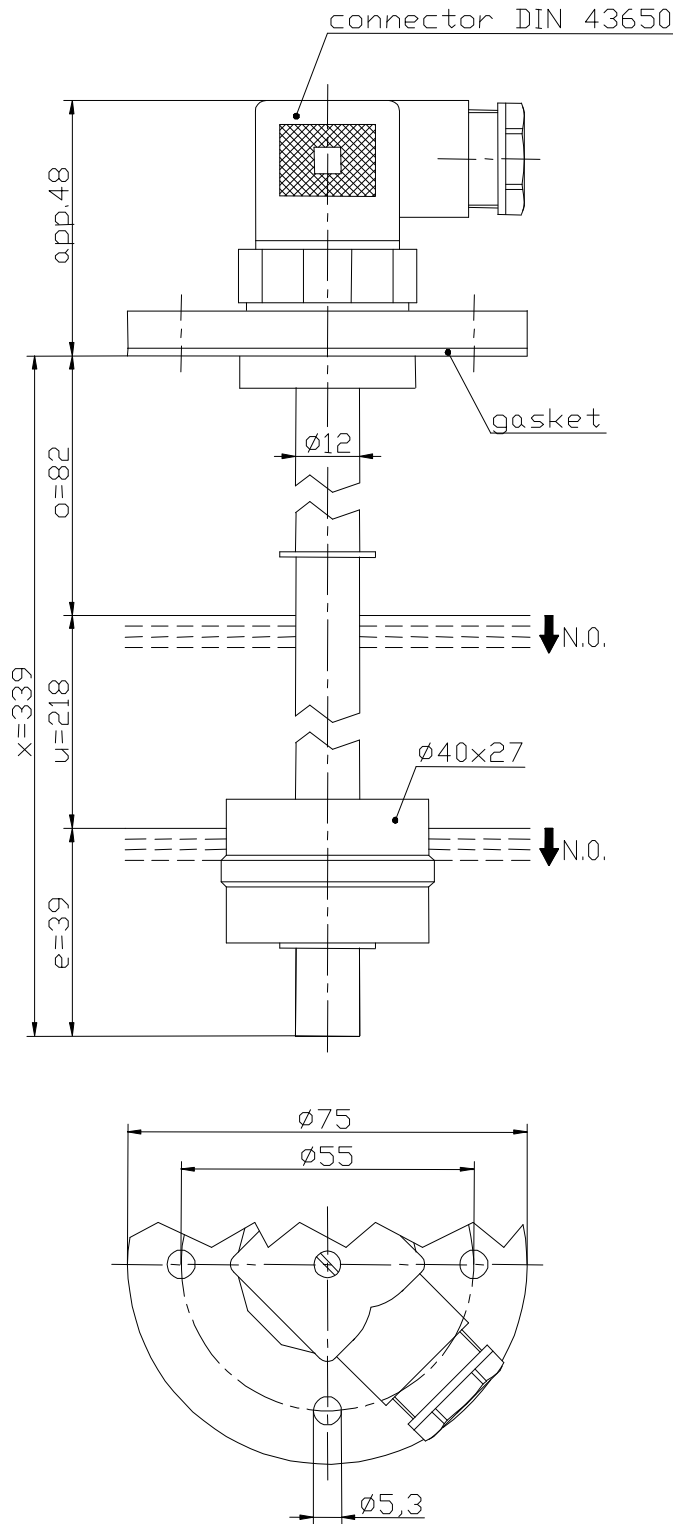
Technical Data

Float Switch

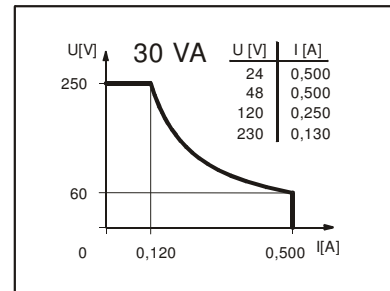
Standard float switches

Description **MAM-722 KTS 0339**

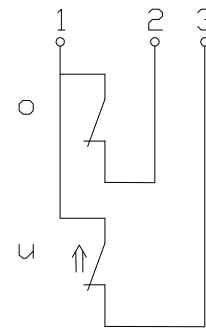
Article number **6825200004**



Performance diagramm (maximum data)



Wiring diagram (without liquid)



Subject to change without notice.

Standard float switches

Description **MAM-722 KTS 0339** Article number **6825200004**

Electrical data

Reed contact	max. switching voltage	250 V
	max. switching current	0,5 A
	max. switching capacity	30 VA
	mechanical life	10 ⁷ to 10 ⁹ switches depending on the load
Switching element		2 normally open contact, falling level
Direction category		AC-22A and DC-22A acc to DIN VDE 0660 T107
Standard		acc to DIN VDE 0660 T200

Mechanical data

Flange material		CuZn39Pb3 (2.0401)
Switching tube material		CuZn37 (2.0321)
Float material		POM
	-density	about 0,7 g/cm ³ ±10%
	-depth of immersion	18 mm ±2 mm (to a fluid-density of 1 g/cm ³)
Grip screw material		CuSn8 (2.1030)
Gasket material		NBR
Ambiente air temperature		-5°C bis +60 °C
Medium temperature		-5°C bis +60 °C
Connection		plug-in connection acc. to DIN 43650
Protection type		IP 65 acc to DIN VDE 0470 T1
		<u>only with female socket</u>
Max. pressure		5 bar

General details

Reproducibility of switching points is ±0,05mm based on the same geometrical conditions as of a switch device.

The measures of the switching points refer to a fluid-tight of 1 g/cm³.

The tolerance of the switching points is ±2mm

Pay attention to the contact protection, when switching inductive loads. Maximum data must not be exceeded!