

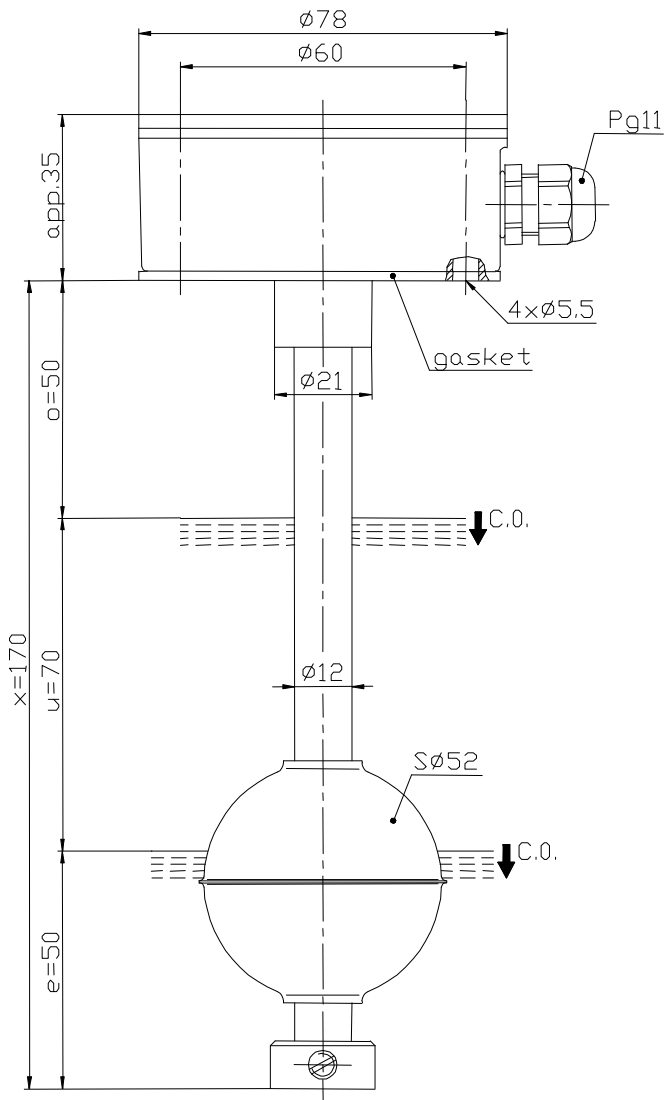
# Technical Data

## Float Switch

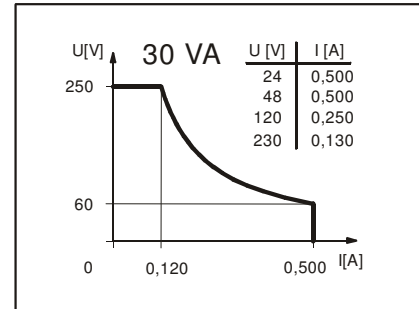
### Standard float switches

Description **MAE-723 KSS 0170**

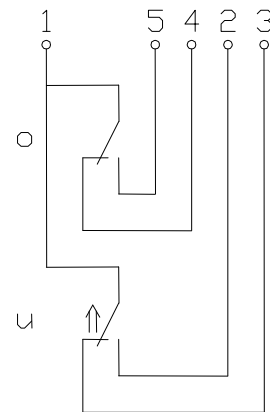
Article number **6825185035**



### Performance diagram (maximum data)



### Wiring diagram (matching to the drawing)



Subject to change without notice.

Date of issue : 23.08.2006 / Page 1 of 2  
Document : 6825185035\_en.doc / Last update : 2

### Standard float switches

Description      **MAE-723 KSS 0170**      Article number      **6825185035**

#### Electrical data

Reed contact	max. switching voltage	250 V
	max. switching current	0,5 A
	max. switching capacity	30 VA
	mechanical life	10 <sup>7</sup> to 10 <sup>9</sup> switches depending on the load
Switching element		2 change over contact, falling level
Direction category		AC-22A and DC-22A acc to DIN VDE 0660 T107
Standard		acc to DIN VDE 0660 T200

#### Mechanical data

Terminal box material	GD-AISI12 (3.2581.05)	
Switching tube material	X6CrNiMoTi17-12-2 (1.4571)	
Float material	X6CrNiMoTi17-12-2 (1.4571)	
	-density	about 0,66 g/cm <sup>3</sup> ±10%
	-depth of immersion	32 mm ±2 mm ( to a fluid-density of 1 g/cm <sup>3</sup> )
Adjusting ring material	X6CrNiMoTi17-12-2 (1.4571)	
Gasket material	NBR	
Ambient air temperature	-5°C to +60°C	
Liquid temperature	-5°C to +60°C	
Connection	connecting block inside the terminal box	
Protection type	IP 65 acc to DIN VDE 0470 T1	
Max. pressure	10 bar	

#### General details

Repeatability of switching points is ±0,05mm based on the same geometrical conditions as of a switch device.

The measures of the switching points refer to a fluid-density of 1 g/cm<sup>3</sup>.

The tolerance of the switching points is ±2mm

Pay attention to the contact protection, when switching inductive loads. Maximum data must not be exceeded!