

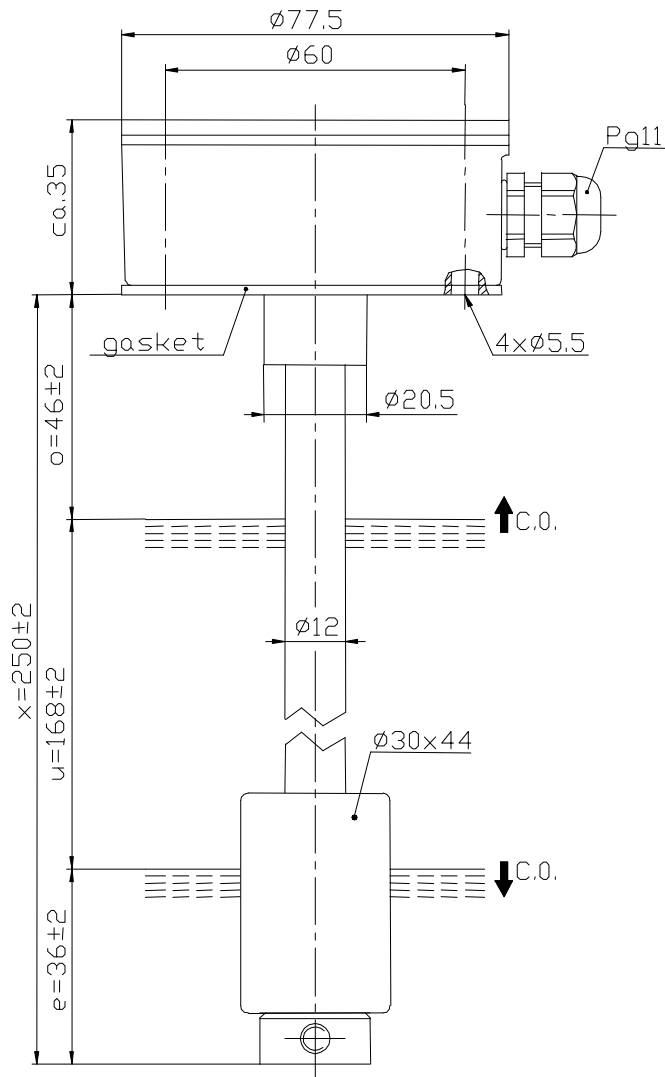
# Technical Data

## Float Switch

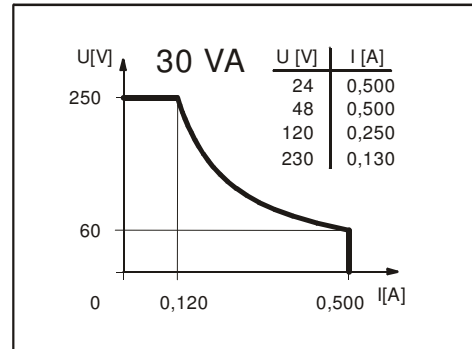
### Standard float switches

Description **MAR-723 KSS 0250**

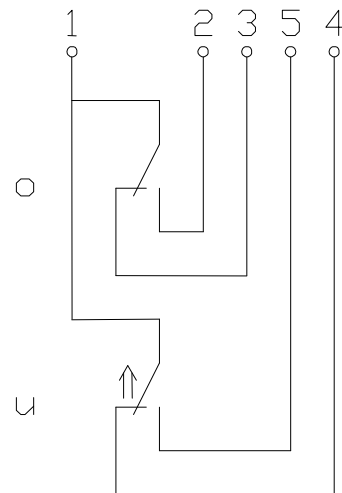
Article number **6825165027**



### Performance diagram (maximum data)



### Wiring diagram (without liquid)



Subject to change without notice.

### Standard float switches

Description **MAR-723 KSS 0250** Article number **6825165027**

#### Electrical data

Reed contact	max. switching voltage	250 V
	max. switching current	0,5 A
	max. switching capacity	30 VA
	mechanical life	10 <sup>7</sup> to 10 <sup>9</sup> switches depending on the load
Switching element		1 change over contact, rising level 1 change over contact, falling level
Direction category		AC-22A and DC-22A acc to DIN VDE 0660 T107
Standard		acc to DIN VDE 0660 T200

#### Mechanical data

Terminal box material	GD-AlSi12 (3.2581.05)	
Switching tube material	X6CrNiMoTi17 12 2 (1.4571)	
Float material	NBR	
	-density	about 0,44 g/cm <sup>3</sup> ±10%
	-depth of immersion	19,5 mm ±2 mm ( to a fluid-density of 1 g/cm <sup>3</sup> )
Adjusting ring material	X6CrNiMoTi17 12 2 (1.4571)	
Gasket material	NBR	
Ambiente air temperature	-5 °C bis +60 °C	
Medium temperature	-5 °C bis +60 °C	
Connection	connecting block inside the terminal box	
Protection type	IP 65 acc to DIN VDE 0470 T1	
Max. pressure	5 bar	

#### General details

Reproducibility of switching points is ±0,05mm based on the same geometrical conditions as of a switch device.

The measures of the switching points refer to a fluid-tight of 1 g/cm<sup>3</sup>.

The tolerance of the switching points is ±2mm

Pay attention to the contact protection, when switching inductive loads. Maximum data must not be exceeded!