

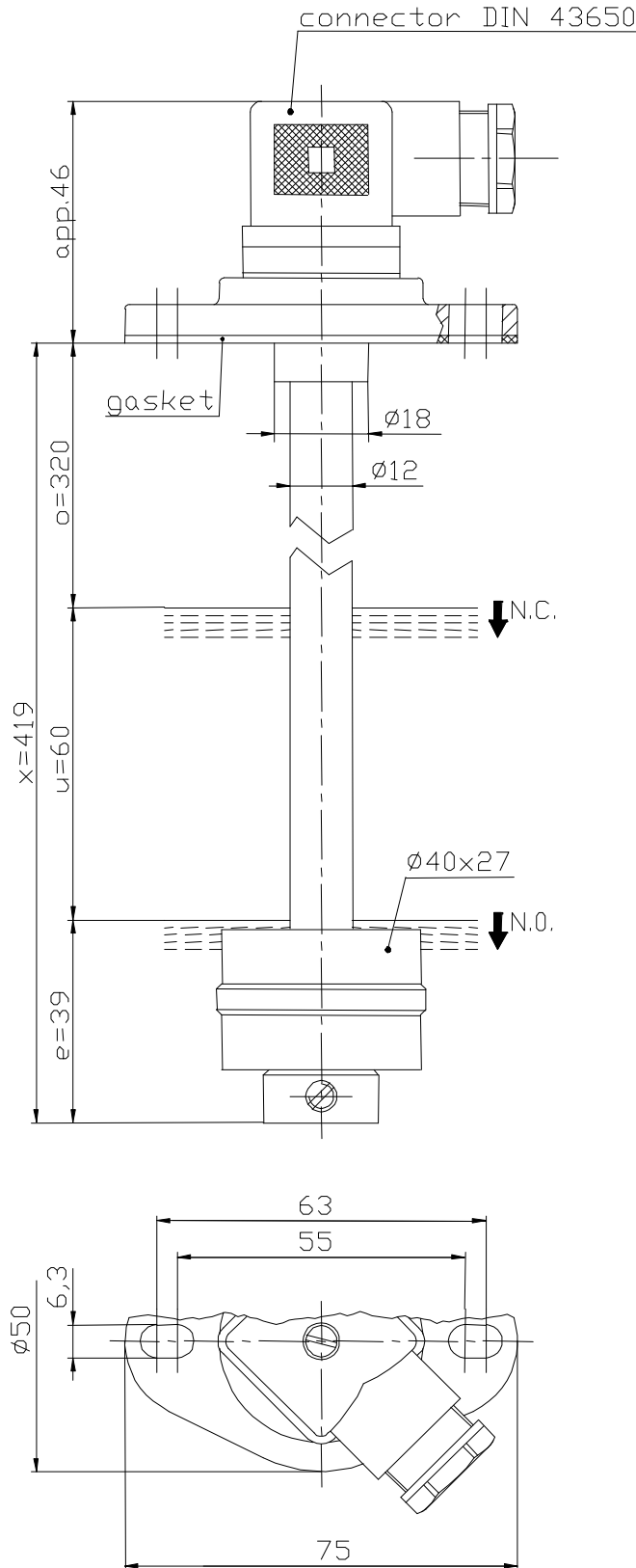
Technical Data

Float Switch

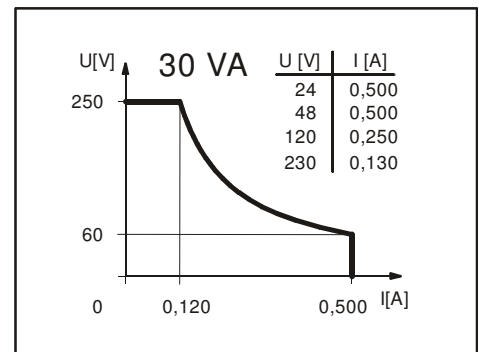
Standard float switches

Description **MAA-724 KTOS 0419**

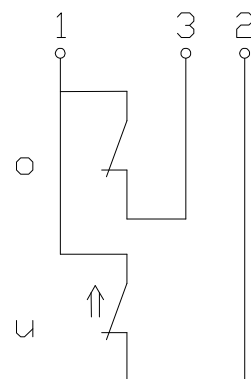
Article number **6825106009**



Performance diagram
(maximum data)



Wiring diagram
(without liquid)



Subject to change without notice.

Standard float switches

Description **MAA-724 KTOS 0419** Article number **6825106009**

Electrical data

| | | |
|--------------------|-------------------------|--|
| Reed contact | max. switching voltage | 250 V |
| | max. switching current | 0,5 A |
| | max. switching capacity | 30 VA |
| | mechanical life | 10 ⁷ to 10 ⁹ switches depending on the load |
| Switching element | | 1 normally closed contact, falling level 1 normally open contact, falling level |
| Direction category | | AC-21A and DC-21A acc. to DIN VDE 0660 T107 |
| Standard | | acc. to DIN VDE 0660 T200 |

Mechanical data

| | |
|-------------------------|--|
| Flange material | PA6.6 |
| Switching tube material | X6CrNiMoTi17 12 2 (1.4571) |
| Float material | POM |
| -density | about 0,7 g/cm ³ ±10% |
| -depth of immersion | 18 mm ±2 mm (to a fluid-density of 1 g/cm ³) |
| Adjusting ring material | X6CrNiMoTi17 12 2 (1.4571) |
| Gasket material | NBR |
| Ambient air temperature | -5 °C to +60 °C |
| Liquid temperature | -5 °C to +60 °C |
| Connection | plug-in connection acc. to DIN 43650 <u>only with female socket</u> |
| Protection type | IP 65 acc. to DIN VDE 0470 T1 |
| Max. pressure | 5 bar |

General details

Repeatability of switching points is ±0,05mm based on the same geometrical conditions as of a switch device.
The measures of the switching points refer to a fluid-density of 1 g/cm³.
The tolerance of the switching points is ±2mm
Pay attention to the contact protection, when switching inductive loads. Maximum data must not be exceeded!