

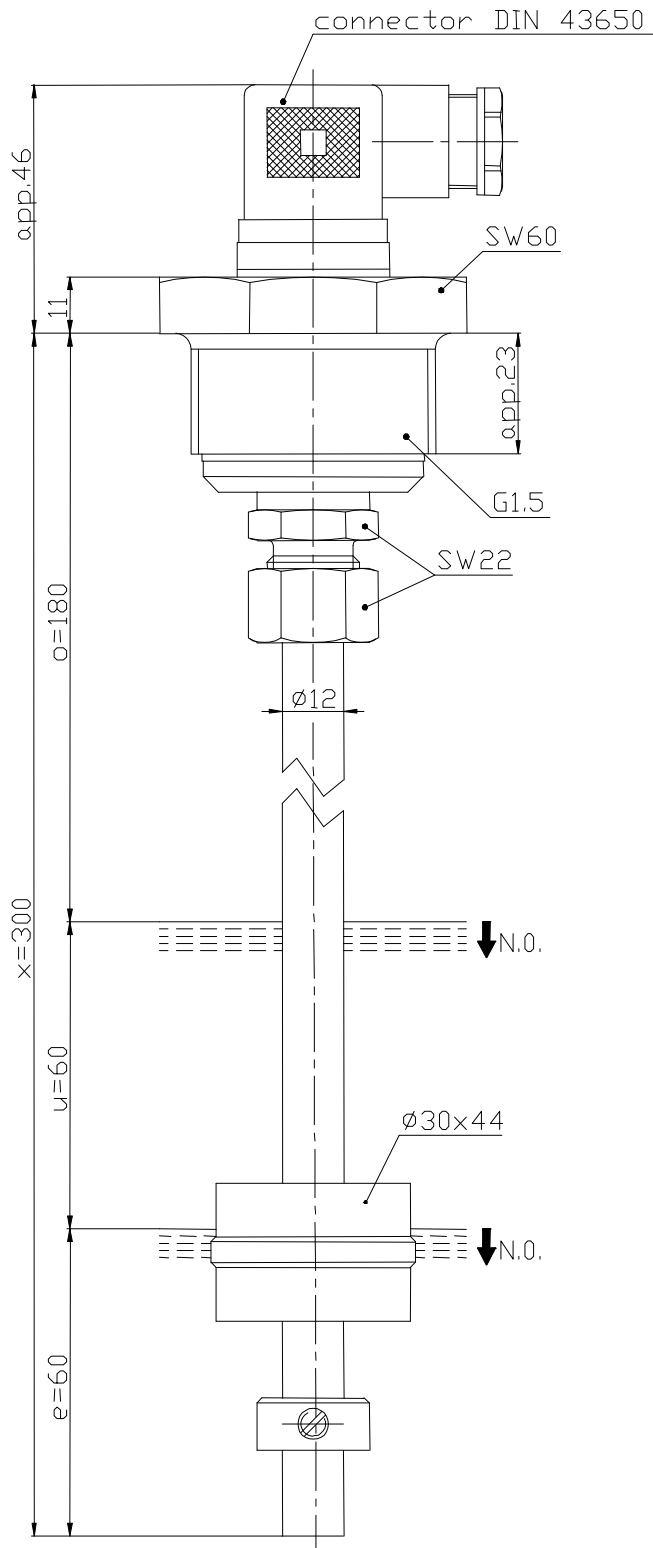
# Technical Data

## Float Switch

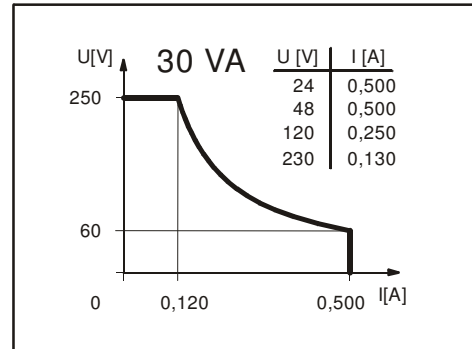
### Standard float switches

Description **MAA-721 KRS 0300**

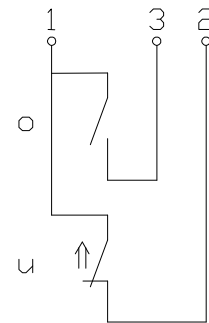
Article number **6825106007**



### Performance diagram (maximum data)



### Wiring diagram (matching to the drawing)



Subject to change without notice.

Date of issue : 25.09.2006 / Page 1 of 2  
Document : 6825106007\_en.doc / Last update : 1

### Standard float switches

Description **MAA-721 KRS 0300** Article number **6825106007**

#### Electrical data

Reed contact	max. switching voltage	250 V
	max. switching current	0,5 A
	max. switching capacity	30 VA
	mechanical life	10 <sup>7</sup> to 10 <sup>9</sup> switches depending on the load
Switching element		2 normally-open contact, rising level
Direction category		AC-22A and DC-22A acc to DIN VDE 0660 T107
Standard		acc to DIN VDE 0660 T200

#### Mechanical data

Screw connection material SW60	PVC
Screw connection material SW22	X 6 CrNiMoTi 17 12 2 (1.4571)
Plug-in connection material	PA
Switching tube material	X 6 CrNiMoTi 17 12 2 (1.4571)
Float material	POM
-density	about 0,7 g/cm <sup>3</sup> ±10%
-depth of immersion	18 mm ±2 mm ( to a fluid-density of 1 g/cm <sup>3</sup> )
Adjusting ring material	X 6 CrNiMoTi 17 12 2 (1.4571)
Gasket material	NBR
Ambient air temperature	-5°C to +60°C
Liquid temperature	-5°C to +60°C
Connection	Plug-in connection acc. to DIN 43650
Protection type	IP 65 acc to DIN VDE 0470 T1
Max. pressure	10 bar

#### General details

Repeatability of switching points is ±0,05mm based on the same geometrical conditions as of a switch device.  
The measures of the switching points refer to a fluid-density of 1 g/cm<sup>3</sup>.  
The tolerance of the switching points is ±2mm  
Pay attention to the contact protection, when switching inductive loads. Maximum data must not be exceeded!