

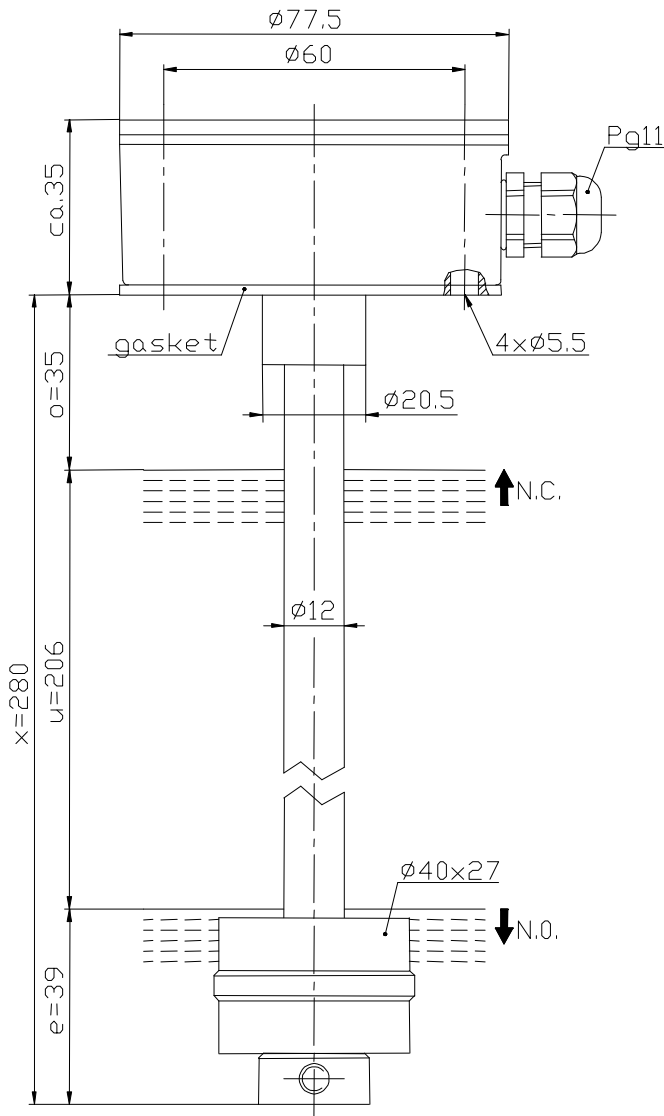
Technical Data

Float Switch

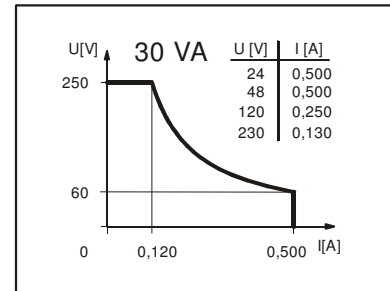
Standard float switches

Description **MAA-723 KSS 0280**

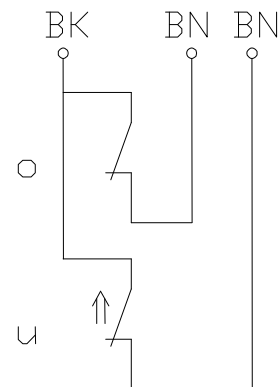
Article number **6825105794**



Performance diagram (maximum data)



Wiring diagram (without liquid)



Subject to change without notice.

Date of issue : 05.01.2007 / Page 1 of 2
Document : 6825105794_en.doc / Last update : 1

Standard float switches

Description **MAA-723 KSS 0280**Article number **6825105794**

Electrical data

Reed contact	max. switching voltage	250 V
	max. switching current	0,5 A
	max. switching capacity	30 VA
	mechanical life	10 ⁷ to 10 ⁹ switches depending on the load
Switching element		1 normally-closed contact, rising level 1 normally-open contact, falling level
Direction category		AC-22A and DC-22A acc to DIN VDE 0660 T107
Standard		acc to DIN VDE 0660 T200

Mechanical data

Terminal box material	GD-AISI12 (3.2581.05)	
Switching tube material	X6CrNiMoTi17-12-2 (1.4571)	
Float material	POM	
	-density	about 0,7 g/cm ³ ±10%
	-depth of immersion	18 mm ±2 mm (to a fluid-density of 1 g/cm ³)
Adjusting ring material	X6CrNiMoTi17-12-2 (1.4571)	
Gasket material	NBR	
Ambient air temperature	-5 °C to +60 °C	
Liquid temperature	-5 °C to +60 °C	
Connection	connecting block inside the terminal box	
Protection type	IP 65 acc to DIN VDE 0470 T1	
Max. pressure	5 bar	

General details

Repeatability of switching points is ±0,05mm based on the same geometrical conditions as of a switch device.

The measures of the switching points refer to a fluid-density of 1 g/cm³.

The tolerance of the switching points is ±2mm

Pay attention to the contact protection, when switching inductive loads. Maximum data must not be exceeded!