

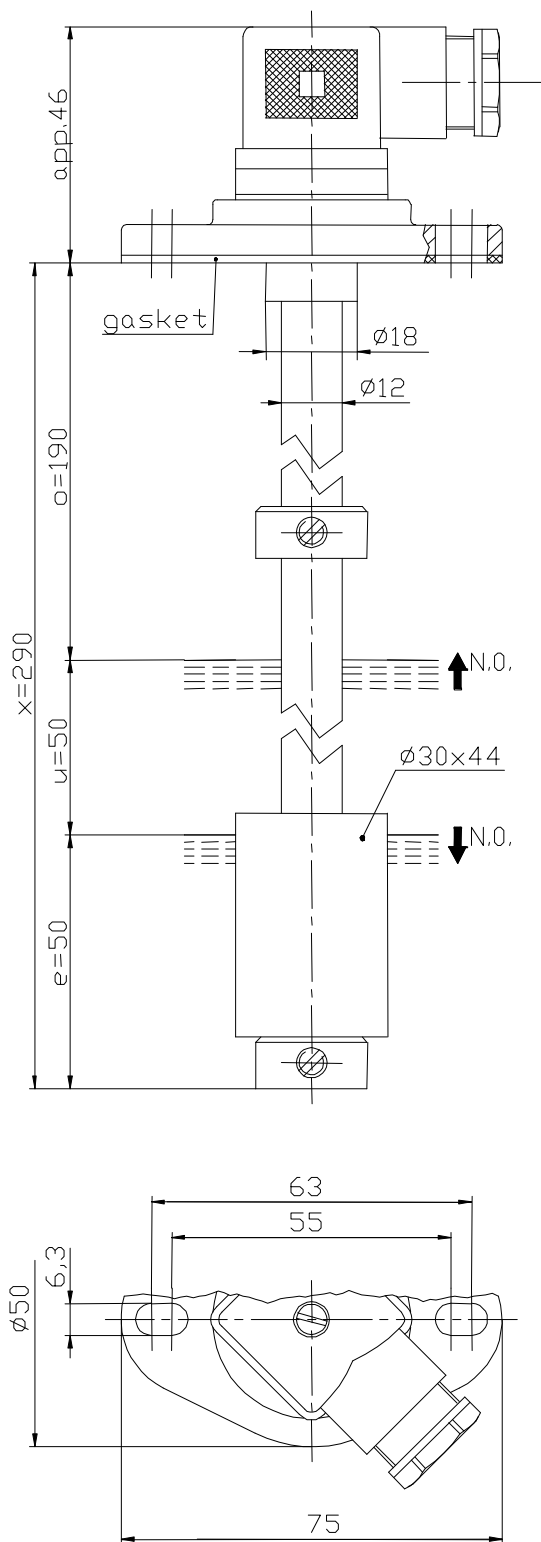
Technical Data

Float Switch

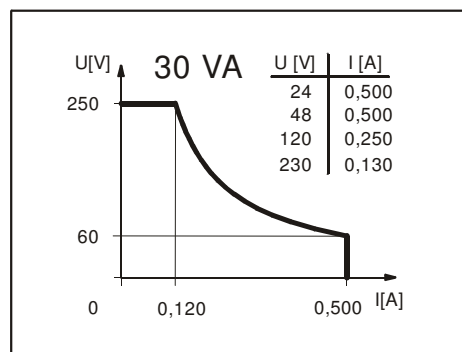
Standard float switches

Description **MAT-722 KTOS 0290**

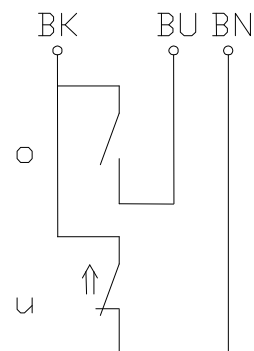
Article number **6825100036**



Performance diagram (maximum data)



Wiring diagram (without liquid)



Subject to change without notice.

Date of issue : 30.03.2007 / Page 1 of 2
Document : 6825100036_en.doc / Last update : 1

Standard float switches

Description **MAT-722 KTOS 0290**Article number **6825100036**

Electrical data

Reed contact	max. switching voltage	250 V
	max. switching current	0,5 A
	max. switching capacity	30 VA
	mechanical life	10 ⁷ to 10 ⁹ switches depending on the load
Switching element		1 normally-open contact, rising level 1 normally-open contact, falling level
Direction category		AC-22A and DC-22A acc to DIN VDE 0660 T107
Standard		acc to DIN VDE 0660 T200

Mechanical data

Flange material	PA6.6	
Switching tube material	X6CrNiMoTi17 12 2 (1.4571)	
Float material	PP	
	-density	about 0,6 g/cm ³ ±10%
	-depth of immersion	27,5 mm ±2 mm (to a fluid-density of 1 g/cm ³)
Adjusting ring material	X6CrNiMoTi17 12 2 (1.4571)	
Gasket material	NBR	
Ambient air temperature	-5 °C to +60 °C	
Liquid temperature	-5 °C to +60 °C	
Connection	plug-in connection acc. to DIN 43650 <u>only with female socket</u>	
Protection type	IP 65 acc. to DIN VDE 0470 T1	
Max. pressure	5 bar	

General details

Repeatability of switching points is ±0,05mm based on the same geometrical conditions as of a switch device.

The measures of the switching points refer to a fluid-density of 1 g/cm³.

The tolerance of the switching points is ±2mm

Pay attention to the contact protection, when switching inductive loads. Maximum data must not be exceeded!