

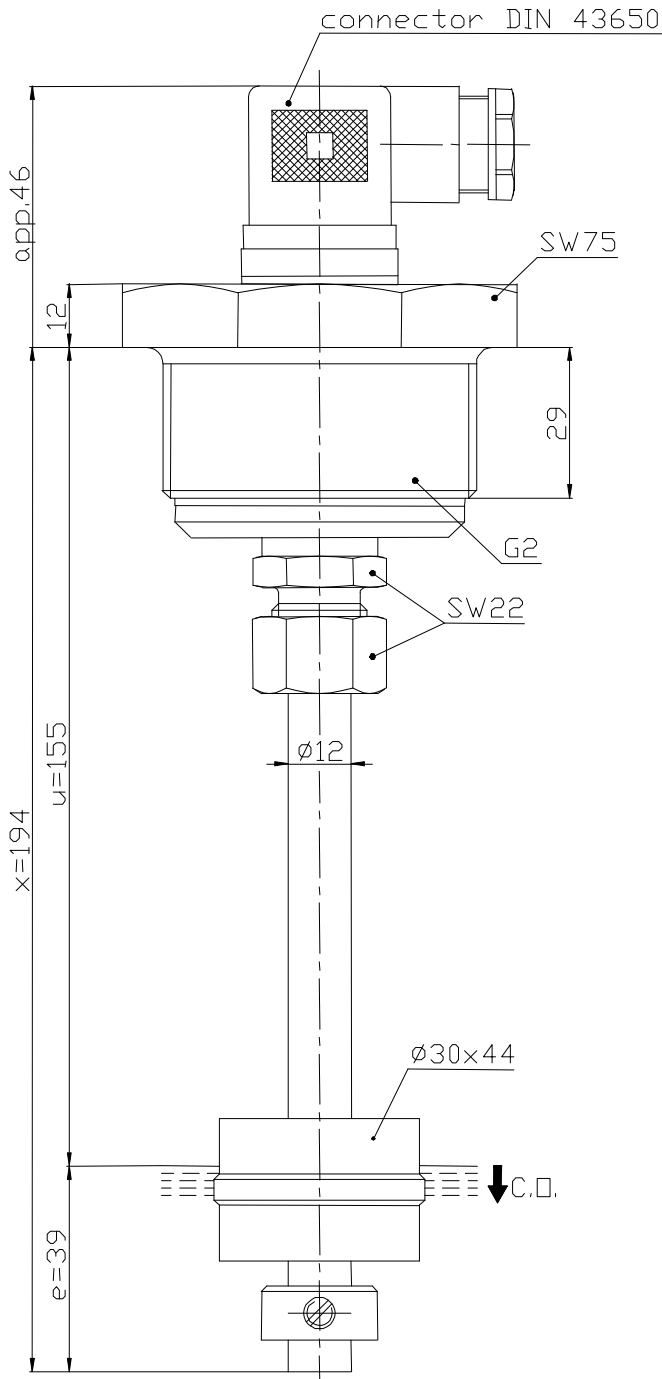
Technical Data

Float Switch

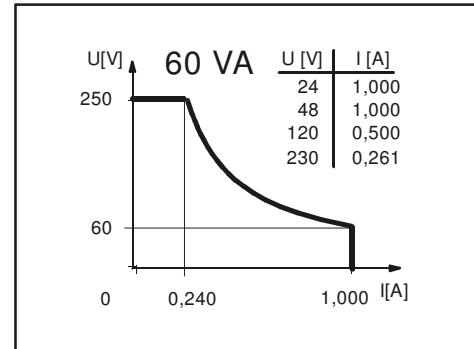
Standard float switches

Description **MAA-713 LKS 0194**

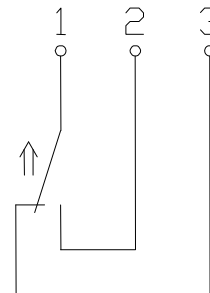
Article number **6816107024**



Performance diagram (maximum data)



Wiring diagram (matching to the drawing)



Subject to change without notice.

Date of issue : 26.07.2006 / Page 1 of 2
Document : 6816107024_en.doc / Last update : 2

Standard float switches

Description **MAA-713 LKS 0194** Article number **6816107024**

Electrical data

Reed contact	max. switching voltage	250 V
	max. switching current	1,0 A
	max. switching capacity	60 VA
	mechanical life	10 ⁷ to 10 ⁹ switches depending on the load
Switching element		1 change over contact, falling level
Direction category		AC-22A and DC-22A acc to DIN VDE 0660 T107
Standard		acc to DIN VDE 0660 T200

Mechanical data

Screw connection material SW75	PVC
Screw connection material SW22	CuZn35Ni (2.0540)
Plug-in connection material	PA
Switching tube material	X 6 CrNiMoTi 17 12 2 (1.4571)
Float material	POM
-density	about 0,7 g/cm ³ ±10%
-depth of immersion	18 mm ±2 mm (to a fluid-density of 1 g/cm ³)
Adjusting ring material	X 6 CrNiMoTi 17 12 2 (1.4571)
Gasket material	NBR
Ambient air temperature	-5°C to +60°C
Liquid temperature	-5°C to +60°C
Connection	Plug-in connection acc. to DIN 43650
Protection type	IP 65 acc to DIN VDE 0470 T1
Max. pressure	5 bar

General details

Repeatability of switching points is ±0,05mm based on the same geometrical conditions as of a switch device.
The measures of the switching points refer to a fluid-density of 1 g/cm³.
The tolerance of the switching points is ±2mm
Pay attention to the contact protection, when switching inductive loads. Maximum data must not be exceeded!