

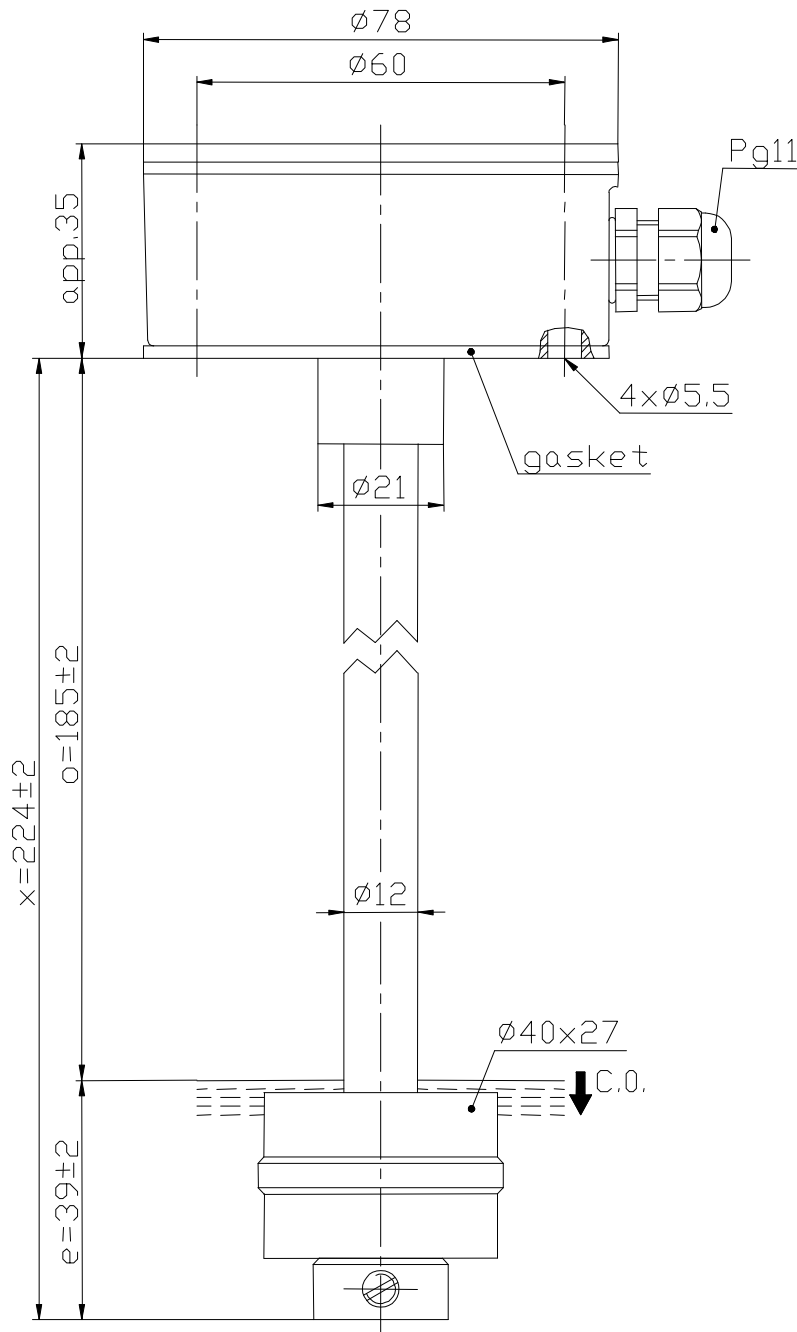
Technical Data

Float Switch

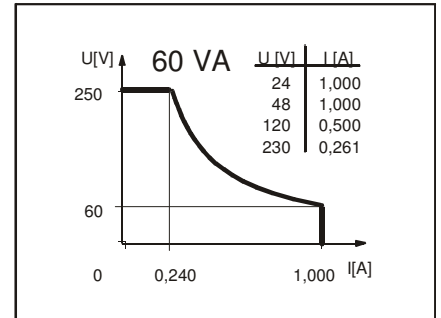
Standard float switches

Description **MAA-713 LSS 0224**

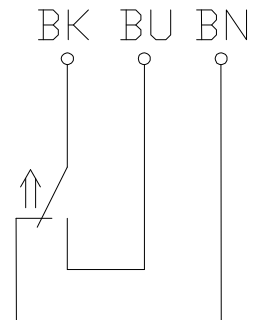
Article number **6816105247**



Performance diagram
(maximum data)



Wiring diagram
(without liquid)



Subject to change without notice.

Date of issue : 17.01.2008 / Page 1 of 2
Document : 6816105247_en.doc / Last update : 1

Standard float switches

Description **MAA-713 LSS 0224** Article number **6816105247**

Electrical data

Reed contact	max. switching voltage	250 V
	max. switching current	1,0 A
	max. switching capacity	60 VA
	mechanical life	10 ⁷ to 10 ⁹ switches depending on the load
Switching element		1 change over contact, falling level
Direction category		AC-21A and DC-21A acc. to DIN VDE 0660 T107
Standard		acc. to DIN VDE 0660 T200

Mechanical data

Terminal box material	GD-AISI12 (3.2581.05)
Switching tube material	X6CrNiMoTi17-12-2 (1.4571)
Float material	POM
-density	about 0,7 g/cm ³ ±10%
-depth of immersion	18 mm ±2 mm (to a fluid-density of 1 g/cm ³)
Adjusting ring material	X6CrNiMoTi17-12-2 (1.4571)
Gasket material	NBR
Ambient air temperature	-5°C to +60°C
Liquid temperature	-5°C to +60°C
Connection	connecting block inside the terminal box
Protection type	IP 65 acc. to DIN VDE 0470 T1
Max. pressure	10 bar

General details

Repeatability of switching points is ±0,05mm based on the same geometrical conditions as of a switch device.

The measures of the switching points refer to a fluid-density of 1 g/cm³.

The tolerance of the switching points is ±2mm

Pay attention to the contact protection, when switching inductive loads. Maximum data must not be exceeded!