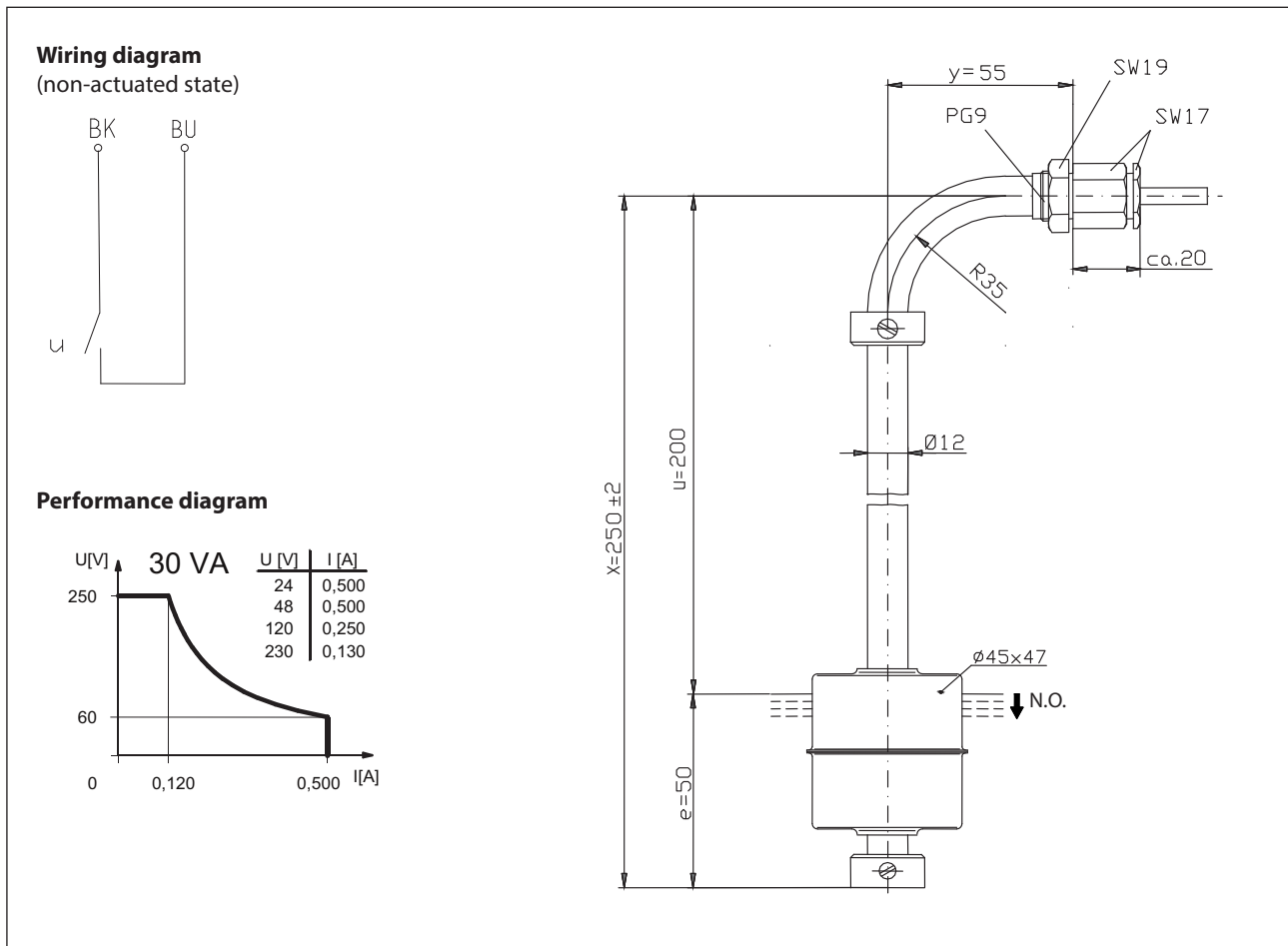


Float switch

Series Standard-Float switch

Description **MAN-712 KHS 0250**

Article number **6815132002**



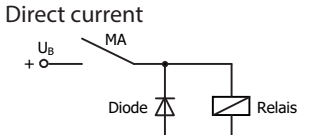
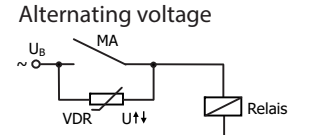
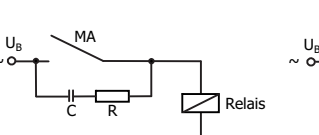
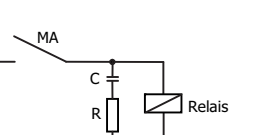
Characteristic features in accordance with EN 60947-5-1

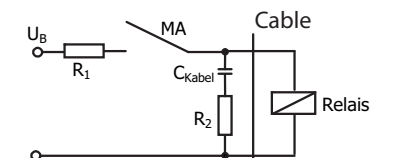
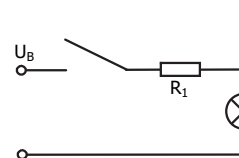
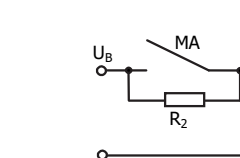
Electrical data	
max. switching voltage	250 V
max. switching current	0,5 A
max. switching capacity	30 VA
mechanical life	10 ⁷ to 10 ⁹ switches depending on the load
Switching element	1 x N.O., falling level
Protection class	II (totally insulated)

Mechanical data	
Bolting material	X6CrNiMoTi 17 12 2 (1.4571)
Hexagon nut material	X6CrNiMoTi17-12-2 (1.4571)
Switching tube material	X6CrNiMoTi17-12-2 (1.4571)
Float material	X6CrNiMoTi 17-12-2 (1.4571)
- density	about 0,7 g/cm ³ ±10 %
- depth of immersion	33 mm ± 2 mm (to a fluid-density of 1 g/cm ³)
Adjusting ring material	X6CrNiMoTi17-12-2 (1.4571)
Gasket material	NBR
Ambient air temperature	-5 °C to +60 °C
Liquid temperature	-5 °C to +60 °C
Connection	Cable 2 x 0,50 mm ² x 3 m ± 5 %, PVC
Protection type	IP 65 acc to IEC529 / EN 60529
Max. pressure	10 bar

EU Conformity
acc. to directive 2006/95/EC

General details
<p>Repeatability of switching points is ±0,05 mm based on the same geometrical conditions as of a switch device. The measures of the switching points refer to a fluid-density of 1 g/cm³. The tolerance of the switching points is ±2 mm Pay attention to the contact protection, when switching inductive or capacitive loads. Maximum data must not be exceeded!</p>

Inductive loads
<div style="display: flex; justify-content: space-between;"> <div style="width: 24%;"> <p>Direct current</p>  <p>Suppression of voltage peaks with a free-wheeling diode</p> </div> <div style="width: 24%;"> <p>Alternating voltage</p>  <p>Suppression of voltage peaks with a VDR</p> </div> <div style="width: 24%;">  <p>Suppression of voltage peaks with an RC element</p> </div> <div style="width: 24%;">  </div> </div>

Capacitive loads and lamp loads
   <p>Contact protection with resistors for limiting current</p>