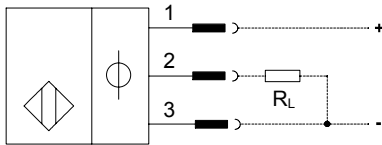


Series Q60

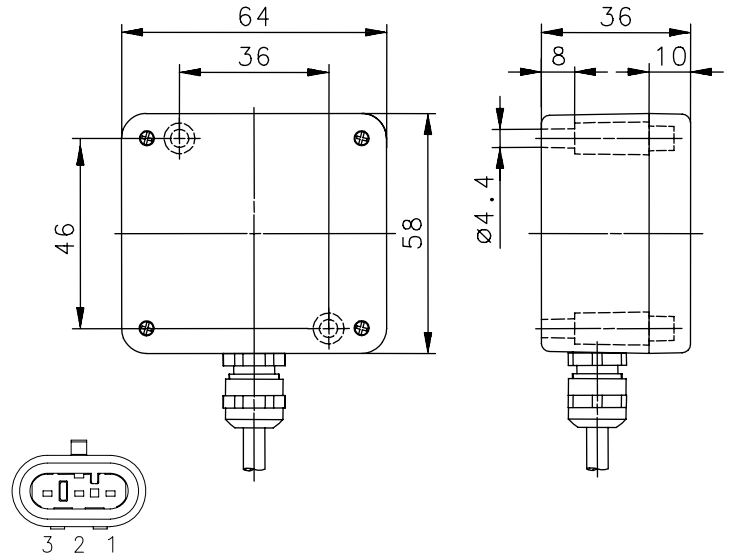
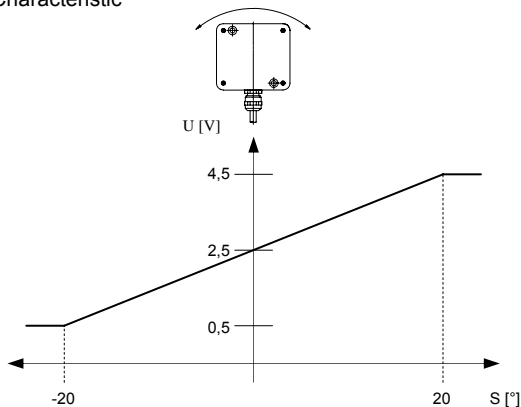
Description **KAW-Q60UA/040-2S**

Article number **6705099027**

Wiring Diagram



Characteristic



Identifying characteristics

Electrical data

Working range	S	± 20 ° (other working ranges upon request)
Mounting		vertical, cable down
Voltage output	U	0,5 ... 4,5 V
Resolution		≤ 0,3 °
Repeat accuracy	R	≤ 0,4 °
Non-linearity		≤ 2 °
Temperature drift		≤ 1,5 ° (-40 °C ... +80 °C)
Load impedance	R _L	≥ 1 kΩ
Filter time	t	500 ms
Operational voltage range	U _B	10 - 53 VDC
No-load supply current	I _o	≤ 15 mA
False polarity protection		yes

Electromagnetic compatibility (EMC)

Electromagnetic field test	IEC 61000-4-3	10 V/m
Electrostatic discharge test	IEC 61000-4-2	4 kV
Electrical fast transient immunity test (Burst)	IEC 61000-4-4	2 kV, coupling clamp
Impulse voltage withstand ability (Surge)	IEC 61000-4-5	1000 V, 1,2/50 µs @ Ri = 42 Ohm
Radiated disturbance field strength	EN 55011	≤40 dB (µV/m)

Mechanical Data

Enclosure	58 x 64 x 36 mm; Aluminium, coated
Weight	≈ 330 g
Ambient air temperature	-40 °C ... +80 °C (cable fixed mounted; U _B = 24 V)
Type of protection	IP67 (NEMA 4; only in fully locked position with its plugs)
Termination type	Cable 3 x 0,5 mm ² x 2 m ±5%; with AMP Superseal Serie 1.5
Shock	10-55 Hz; a = 1 mm
Vibration	30 g; t _{stoss} = 11 ms

EU Conformity



This document will not become the contractual basis; the details included herein do not constitute any descriptions of expected conditions, so that warranties/claims for defects on account of possible variations of the actual qualities from the qualities described herein are explicitly excluded. All rights reserved. Specifications subject to change without notice!