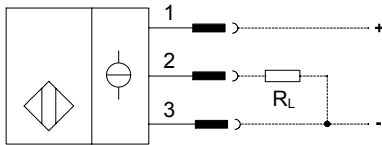


### Series Q60

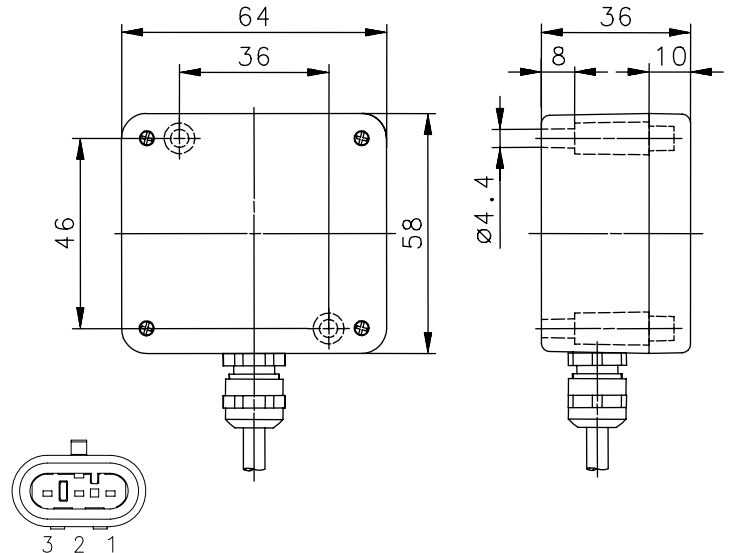
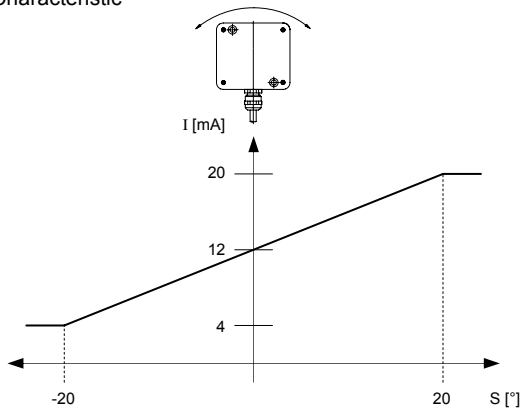
Description **KAW-Q60IA/040-2S**

Article number **6705099011**

Wiring Diagram



Characteristic



### Identifying characteristics

#### Electrical data

Working range	S	$\pm 20^\circ$ (other working ranges upon request)
Mounting		vertical, cable down
Current output	I	4 ... 20 mA
Resolution		$\leq 0,3^\circ$
Repeat accuracy	R	$\leq 0,4^\circ$
Non-linearity		$\leq 2^\circ$
Temperature drift		$\leq 1,5^\circ$ (-40 °C ... +80 °C)
Load impedance	$R_L$	0 ... 250 $\Omega$ , @ $U_B = 12$ V; 0 ... 500 $\Omega$ , @ $U_B = 24$ V
Filter time	t	500 ms
Operational voltage range	$U_B$	10 - 53 VDC
No-load supply current	$I_o$	$\leq 15$ mA
False polarity protection		yes

#### Electromagnetic compatibility (EMC)

Electromagnetic field test	IEC 61000-4-3	10 V/m
Electrostatic discharge test	IEC 61000-4-2	4 kV
Electrical fast transient immunity test (Burst)	IEC 61000-4-4	2 kV, coupling clamp
Impulse voltage withstand ability (Surge)	IEC 61000-4-5	1000 V, 1,2/50 $\mu$ s @ $R_i = 42$ Ohm
Radiated disturbance field strength	EN 55011	$\leq 40$ dB ( $\mu$ V/m)

#### Mechanical Data

Enclosure	58 x 64 x 36 mm; Aluminium, coated
Weight	$\approx 330$ g
Ambient air temperature	-40 °C ... +80 °C (cable fixed mounted; $U_B = 24$ V)
Type of protection	IP67 (NEMA 4; only in fully locked position with its plugs)
Termination type	Cable 3 x 0,5 mm <sup>2</sup> x 2 m $\pm 5\%$ ; with AMP Superseal Serie 1.5
Shock	10-55 Hz; a = 1 mm
Vibration	30 g; $t_{stoss} = 11$ ms

#### EU Conformity



This document will not become the contractual basis; the details included herein do not constitute any descriptions of expected conditions, so that warranties/claims for defects on account of possible variations of the actual qualities from the qualities described herein are explicitly excluded. All rights reserved. Specifications subject to change without notice!

Date of issue: 01.12.2008 / Page 1 of 1  
Document : 6705099011\_en.doc / Last update: 1 / 0350-08