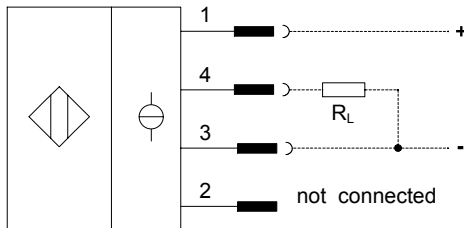


Series Q60

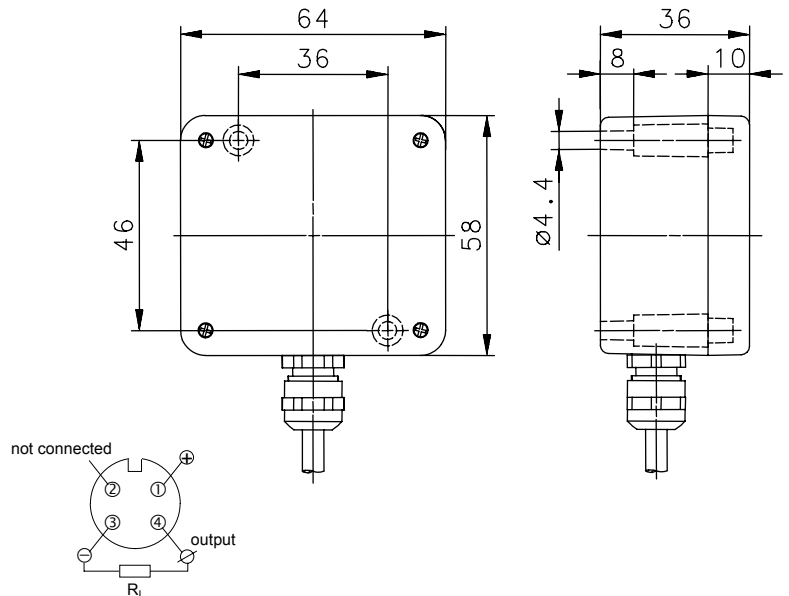
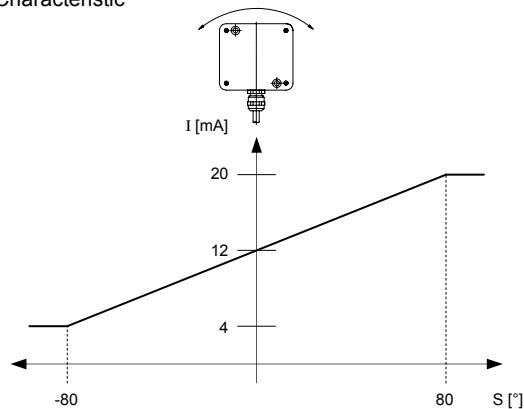
Description **KAW-Q60IA/160-0,2S12**

Article number **6705099001**

Wiring Diagram



Characteristic



Identifying characteristics

Electrical data

Working range	S	$\pm 80^\circ$ (other working ranges upon request)
Mounting		vertical, cable down
Current output	I	4 ... 20 mA
Resolution		$\leq 0,6^\circ$
Repeat accuracy	R	$\leq 0,7^\circ$
Non-linearity		$\leq 2^\circ$
Temperature drift		$\leq 1,5^\circ$ (-40 °C ... +80 °C)
Load impedance	R_L	0 ... 250 Ω , @ $U_B = 12$ V; 0 ... 500 Ω , @ $U_B = 24$ V
Filter time	t	500 ms
Operational voltage range	U_B	10 - 53 VDC
No-load supply current	I_o	≤ 15 mA
False polarity protection		yes

Electromagnetic compatibility (EMC)

Electromagnetic field test	IEC 61000-4-3	10 V/m
Electrostatic discharge test	IEC 61000-4-2	4 kV
Electrical fast transient immunity test (Burst)	IEC 61000-4-4	2 kV, coupling clamp
Impulse voltage withstand ability (Surge)	IEC 61000-4-5	1000 V, 1,2/50 μ s @ $R_i = 42$ Ohm
Radiated disturbance field strength	EN 55011	≤ 40 dB (μ V/m)

Mechanical Data

Enclosure	58 x 64 x 36 mm; Aluminium, coated
Weight	≈ 230 g
Ambient air temperature	-40 °C ... +80 °C (cable fixed mounted; $U_B = 24$ V)
Type of protection	IP67 (NEMA 4; only in fully locked position with its plugs)
Termination type	Cable 3 x 0,34mm ² x 0,2m $\pm 5\%$; with plug connector M12x1
Shock	10-55 Hz; a = 1 mm
Vibration	30 g; $t_{stoss} = 11$ ms

EU Conformity



This document will not become the contractual basis; the details included herein do not constitute any descriptions of expected conditions, so that warranties/claims for defects on account of possible variations of the actual qualities from the qualities described herein are explicitly excluded. All rights reserved. Specifications subject to change without notice!

Date of issue: 27.11.2008 / Page 1 of 1
Document : 6705099001_en.doc / Last update: 5 / 0350-08