

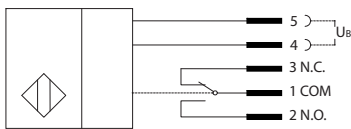
Photoelectric Sensors

Series OR20

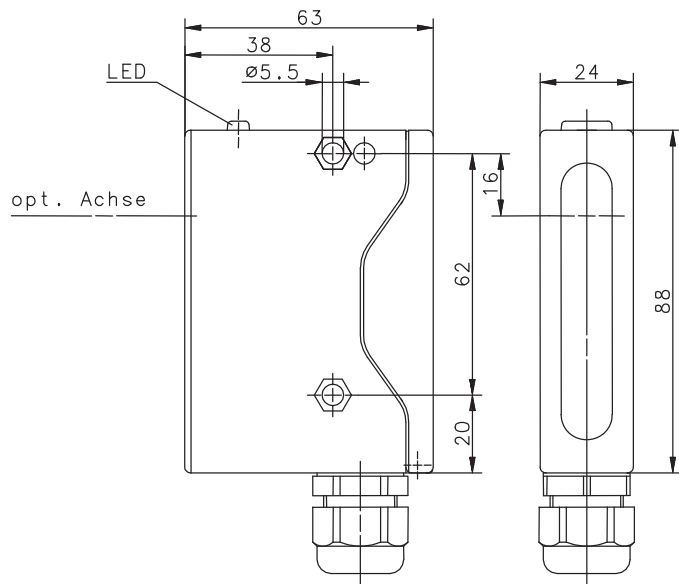
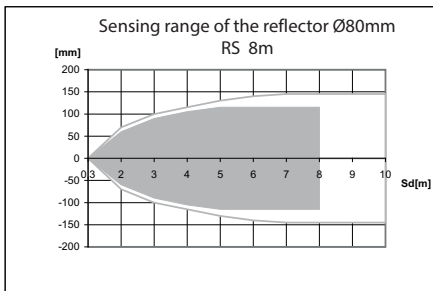
Description **OR20RS-MAR5-08.0-ALET**

Article number **6554686002**

Wiring Diagram

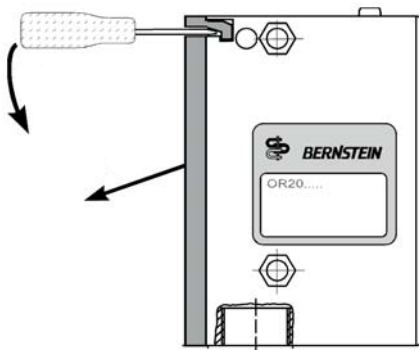


Sensing range



Instruction

Snap lock-cover



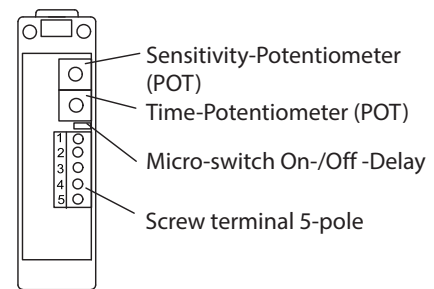
Place screwdriver into slot in rear cover. Press down on screwdriver handle, at the same time as levering the cover open.

Screw-cap enclosure



Cover with 2 screws for fixing. Enclosure with M16x1,5 cable gland.

Control elements



Identifying characteristics in accordance with EN 60947-5-2

Electrical data		
Sensing range	S_d	8 m on Reflector Ø80 mm
Transmitter		Infrared 880 nm
Switching element function		Relay, change over contact
Repeat accuracy	R	≤ 10 %
Differential travel (hysteresis)	H	≈ 10 %
Operational voltage range	U_B	12-265 V AC/DC, 50/60 Hz
Rated insulation voltage	U_i	250 V
Rated impulse withstand voltage	U_{imp}	1500 V
Utilization category		AC-140
Minimum operational current	I_m	1 mA
Off-state current	I_r	≤ 0,1 mA
No-load supply current	I_o	< 30 mA (activated), < 10 mA (not activated); $U_B = 24$ V DC
Max. rated output current		3 A at 230 V AC
Ambient light proof		10 kLux
Short-circuit protection		External SCPD: 3 A slow-blow fuse
Frequency of operating cycles	f	> 50 Hz
Rated supply frequency		50-60 HZ
False polarity protection		yes
Time delay before availability	t_v	< 60 ms
Turn on time	t_{on}	≤ 10 ms
On-Delay		0 ... 10 s (selectable, adjustable with potentiometer)
Off-Delay		0 ... 8 s (selectable, adjustable with potentiometer)

Electromagnetic compatibility (EMC)		
Electromagnetic field test	IEC 61000-4-3	3 V/m
Electrostatic discharge test	IEC 61000-4-2	8 kV
Electrical fast transient immunity test (Burst)	IEC 61000-4-4	2 kV
Impulse voltage withstand ability (Surge)	IEC 61000-4-5	1000 V, 1,2/50 µs @ $R_i = 2 \Omega$
Radiated disturbance field strength	EN 55011	≤ 40 dB (µV/m)

Mechanical Data	
Enclosure	PA 6.6, red
Cover	PA 6.6, black
Beam-output	PA 12
Ambient air temperature	-20 °C ... +70 °C
Type of protection	IP65 (only with it's mounted cable gland and cable)
Pollution degree	3 (Pollution of the optic can cause impairments of the operating distances.)
Indication	LED yellow
Termination type	Screw-type terminals (5-pole); Cable cross-section: single core 0,2 mm ² ... 4 mm ² , multi strand 0,2 mm ² ... 2,5 mm ² Cable gland M16x1,5: cable with outer diameter Ø 5-10 mm

EU Conformity
acc. to directive 2004 / 108 / EC