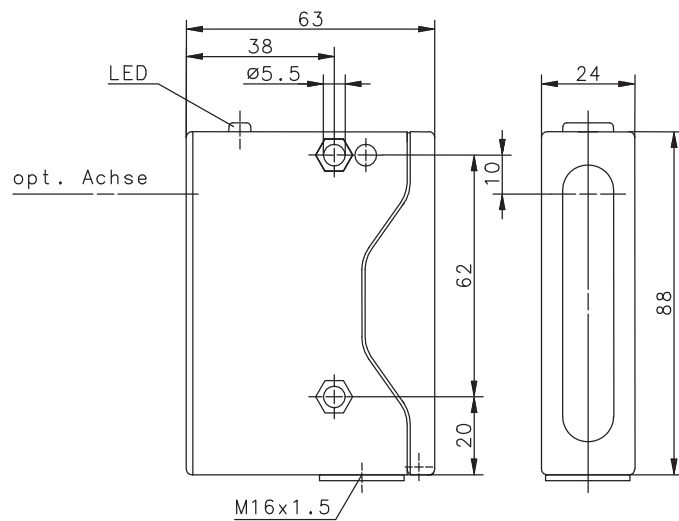
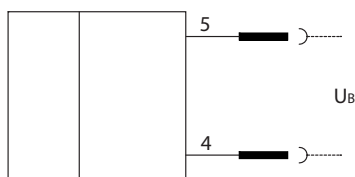


Photoelectric Sensors Series OR20

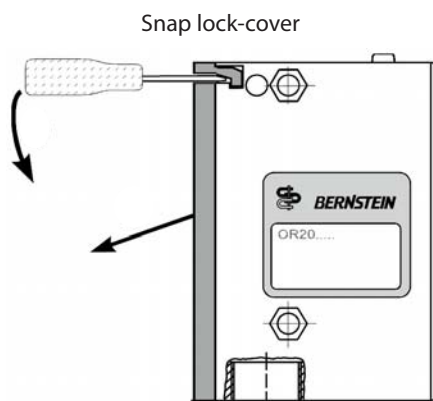
Description **OR20SE-MOOS-20.0-AV**

Article number **6551086001**

Wiring Diagram



Instruction



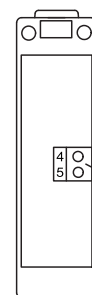
Place screwdriver into slot in rear cover.
Press down on screwdriver handle, at the same time as levering the cover open.
Enclosure with M16x1,5 blind plug.

Screw-cap enclosure



Cover with 2 screws
for fixing

Control element



Screw terminals
2-pole

Identifying characteristics in accordance with EN 60947-5-2

Electrical data		
Switching element function		Through – beam transmitter
Transmitter		Infrared 880 nm
Operational voltage range	U_B	12-265 V AC/DC, 50/60 HZ
No-load supply current	I_o	≤ 25 mA
Time delay before availability	t_v	60 ms

Electromagnetic compatibility (EMC)		
Electromagnetic field test	IEC 61000-4-3	3 V/m
Electrostatic discharge test	IEC 61000-4-2	8 kV
Electrical fast transient immunity test (Burst)	IEC 61000-4-4	2 kV
Impulse voltage withstand ability (Surge)	IEC 61000-4-5	1000 V, 1,2/50 μ s @ $R_i = 2 \Omega$
Radiated disturbance field strength	EN 55011	≤ 40 dB (μ V/m)

Mechanical Data	
Enclosure	PA 6.6, red
Cover	PA 6.6, black
Beam-output	PA 12
Ambient temperature	-20 °C ... +70 °C
Type of protection	IP65
Pollution degree	3 (Pollution of the optic can cause impairments of the operating distances.)
Indication	LED green
Termination type	Screw-type terminals (2-pole); Cable cross-section: single core 0,2 mm ² ... 4 mm ² , multi strand 0,2 mm ² ... 2,5 mm ²

EU Conformity
acc. to directive 2004 / 108 / EC