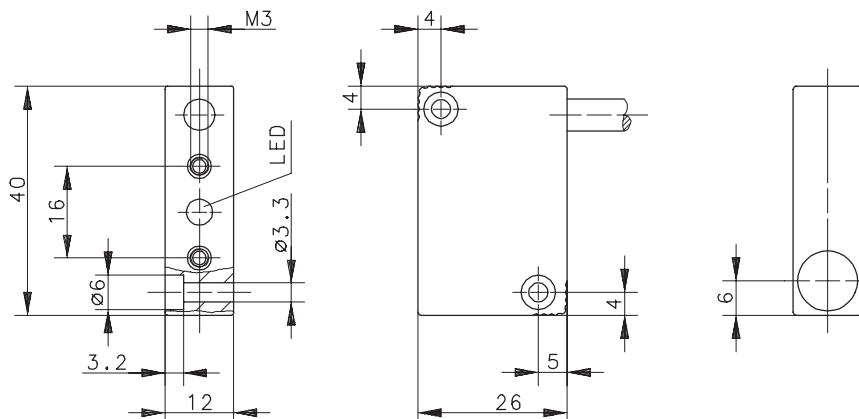
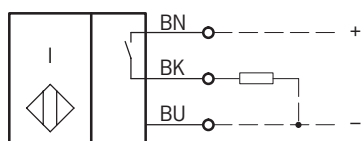


Anschlußschema



Kenndaten nach EN 60947-5-2

Elektrische Daten

| | | |
|------------------------------------|-----------|-----------------------------------|
| Bemessungsbetriebsspannungsbereich | U_B | 10 - 30V DC |
| Bemessungsisolationsspannung | U_i | 75V DC |
| Bemessungsstoßspannungsfestigkeit | U_{imp} | 500V |
| Spannungsfall | U_d | $\leq 1,5V$ |
| Gebrauchskategorie | | DC-13 |
| Bemessungsbetriebsstrom | I_e | $\leq 200mA$ |
| Reststrom | I_r | $< 0,1mA$ |
| Leerlaufstrom | I_0 | $< 11mA$ |
| Schutzart | | IP 67 |
| Art des Kurzschlußschutzes | | taktend |
| Bemessungsschaltabstand | s_n | 2mm |
| gesicherter Schaltabstand | s_a | 0 ... 1,6mm |
| Wiederholgenauigkeit | R | $\leq 5\%$ |
| Hysterese | H | $\approx 10\%$ |
| Schaltfrequenz | f | 800Hz |
| Schaltelementfunktion | | DC, Schließer |
| Einbauart | | bündig |
| Verpolschutz | | ja |
| Ausgang | | dauerkurzschluß- und überlastfest |
| Bereitschaftsverzug | t_v | $\leq 50ms$ |

Elektromagnetische Verträglichkeit (EMV)

| | |
|---------------------------------------|---------------|
| Hochfrequenzbeeinflussungsfestigkeit | IEC 61000-4-3 |
| Elektrostatische Entladungsfestigkeit | IEC 61000-4-2 |
| Transientenfestigkeit | IEC 61000-4-4 |
| Störaussendung | EN55011 |
| Stoßspannungsfestigkeit | IEC 255-5 |

Mechanische Daten

| | |
|---------------------|--|
| Umgebungstemperatur | -25°C bis +70°C |
| Gehäuse | PA 6.6, schwarz |
| Funktionsanzeige | LED, gelb |
| Anschlußart | Kabel 3 x 0,5mm ² x 6m, PVC-Mantel, schwarz |

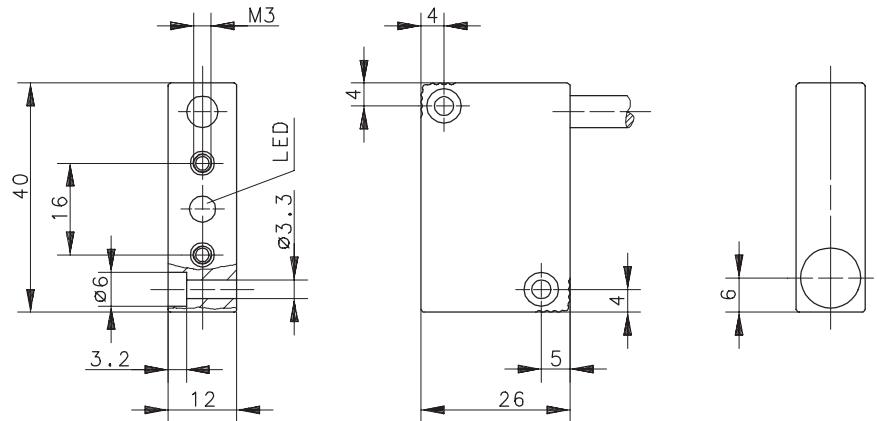
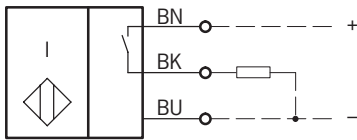
Technical Data

Inductive Proximity Switch

Type: **KIB-E40PS/002-KL6**

Part.-No.: **650.2984.004**

Wiring Diagram



Technical Data according to EN 60947-5-2

Electrical Data

| | | |
|----------------------------------|-----------|-------------------------------|
| Operational voltage range | U_B | 10 - 30V DC |
| Rated insulation voltage | U_i | 75V DC |
| Rated impulse withstand voltage | U_{imp} | 500V |
| Voltage drop | U_d | $\leq 1,5V$ |
| Utilization category | | DC-13 |
| Rated operational current | I_e | $\leq 200mA$ |
| Off-state current | I_r | $< 0,1mA$ |
| No-load supply current | I_0 | $< 11mA$ |
| Type of protection | | IP 67 |
| Short-circuit protection | | pulsed |
| Rated operating distance | s_n | 2mm |
| Assured operating distance | s_a | 0 ... 1,6mm |
| Repeat accuracy | R | $\leq 5\%$ |
| Differential travel (hysteresis) | H | $\approx 10\%$ |
| Frequency of operating cycles | f | 800Hz |
| Switching function | | DC, N.O. |
| Mounting | | flush |
| False polarity protection | | yes |
| Output | | permanent overload and s.c.p. |
| Time delay before availability | t_v | $\leq 50ms$ |

Elektromagnetic compatibility (EMC)

| | |
|---|---------------|
| Electromagnetic field test | IEC 61000-4-3 |
| Electrostatic discharge test | IEC 61000-4-2 |
| Electrical fast transient immunity test | IEC 61000-4-4 |
| Radiated disturbance field strength | EN55011 |
| Impulse voltage withstandability | IEC 255-5 |

Mechanical Data

| | |
|-----------------------|--|
| Operating temperature | -25°C bis +70°C |
| Housing | PA 6.6, black |
| Indication | LED, yellow |
| Termination type | Cable 3 x 0,5mm ² x 6m; PVC - Outer jacket, black |