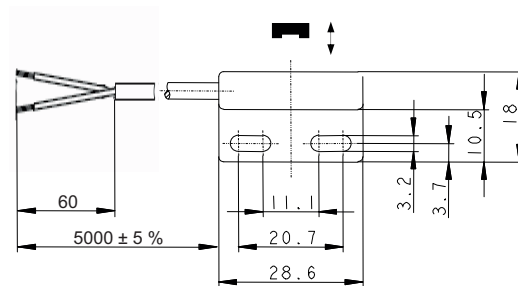
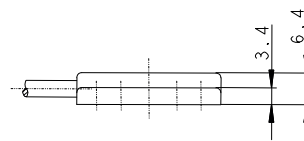
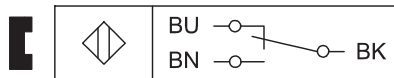


Magnetic switch Series MA-11

Description **MAK-1113-5**

Article number **6410311471**

Wiring diagramm



Identifying characteristics in accordance with EN 60947-5-1 and EN 62246-1

Electrical data		
Assured operating distance	S _a	12 mm
Switching element function		Switch-Over
Max. switching voltage		130 V
Max. switching current		0,25 A
Max. switching capacity		3 VA
Mechanical lifetime		3 x 10 ⁸ switchings
Repeat accuracy	R	± 0,1 mm under same geometrical conditions at the same temperature
Max. Release point		24 mm
Shock		50 g (11 ms / ½ Sinewave)
Vibration		30 g (50 - 2000 Hz)
Corresponding magnet		TK-11-11

Mechanical data	
Enclosure	PA 6.6; encapsulated reed contact
Ambient air temperature	-20 °C ... +70 °C (cable not moving)
Type of protection	IP67 acc. ICE 529, EN 60529
Termination type	cable 3 x 0,14 mm ² ; PVC -outer jacket black
Assembly position	optional (assembly on iron means reduction of switch distance)

EU Conformity
acc. to directive 2014/35/EU (Low-Voltage-Directive)