



Bernstein

Bernstein AG
Postfach 1164
D-32437 Porta Westfalica

Technical data sheet

ENK-U1Z iw

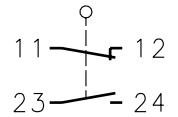
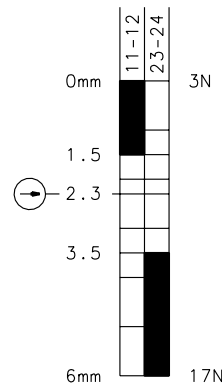
618.1102.254



Positive opening operation according to DIN EN 60947-5-1 IEC 60947-5-1



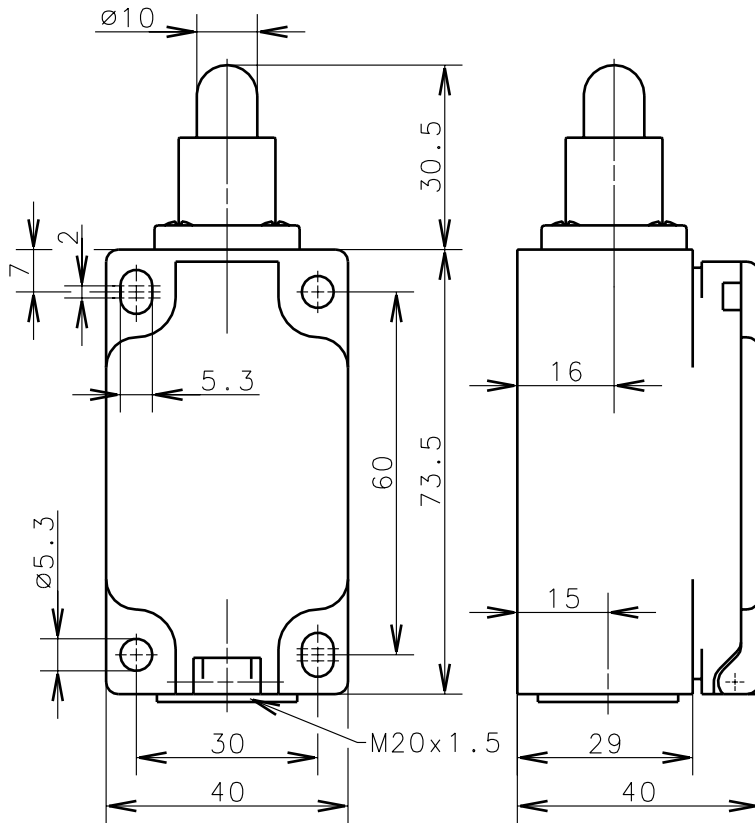
ISGA-B211



Switching diagram

Switching symbol

Tolerance: operating point $\pm 3.5\%$; operating torque $\pm 10\%$



Schutzvermerk nach DIN 34 beachten
Copyright reserved

Mechanical features

Enclosure: Thermoplast, glass fibre reinforced
 Cover: Thermoplast, glass fibre reinforced
 Actuator: push bolt (st)

Ambient air temperature: -30°C up to $+80^{\circ}\text{C}$
 Contact type: 1 NC-contact, 1 NO-contact (Zb)

Mechanical life: 10×10^6 switch operations
 Switch frequency: max. 100/min
 Mounting: 4 x M5
 Connection type: 4 screw connections (M3.5)
 Conductor cross-section: single core $0.5-1.5\text{mm}^2$ / Litz wire with connector sleeve $0.5-1.5\text{mm}^2$
 Cable entry size: 1 x M20x1.5
 Weight: approx. 0,15kg

Electrical features

Rated insulation voltage: $U_i = 400\text{ V AC}$
 Conventional thermal current: $I_{the} = 10\text{ A}$
 Max. inrush current: according to IEC 60947-5-1, AC 15, A300
 Utilization categorie: AC 15, A300, U_e/I_e 240V/3A
 Standards: according to EN 60947-1; EN 60947-5-1
 Protection class (IP-Code): IP65 according to EN 60529; DIN VDE 0470 T1
 CSA: 10A 300V AC, A300 (same polarity)
 Short-circuit protection: Fuse 10A gL/gG, IEC/EN 60947-5-1, appendix K

Approach possibilities

The push bolt actuator is mainly intended to be actuated along it's axis. Side actuation will considerably reduce switch life.

Remarks

The moving parts should be oiled periodically.
 The rated protection class (IP-Code) is valid only at closed cover and when using an at least equivalent cable gland.

25.09.03